

DIRECT AND GENERAL SUPPORT MAINTENANCE REPAIR PARTS LIST

COMPRESSOR, ROTARY, AIR, DIESEL ENGINE

DRIVEN, TRAILER MOUNTED, 4-WHEEL

PNEUMATIC TIRED; 600 CFM, 100 PSI

(DAVEY MODEL 1M600RPV)

FSN 4310-136-4369

LIST OF ILLUSTRATIONS

Paragraph Page

SECTION

I. INTRODUCTION

Scope . . . . .	1	vi
General . . . . .	2	v
Explanation of columns . . . . .	3	v
Special information . . . . .	4	vii
How to locate repair parts . . . . .	5	vii
Abbreviations . . . . .	6	vii
Federal supply codes for manufacturers . . . . .	7	vii
Recommendations for maintenance publications improvements . . . . .	8	x

II. REPAIR PARTS FOR DS, GS, AND DEPOT MAINTENANCE

	LISTING PAGE	ILLUS FIG
Group 01. Battery Cables Group . . . . .	1	1
02. Battery Mounting Group . . . . .	5	2
03. Generator-Regulator Installation Group . . . . .	7	3
04. Generator-Regulator Group . . . . .	9	4
05. Blackout Stoplight Taillight Group . . . . .	11	5
06. Clearance Lights Assembly Group . . . . .	14	6
07. Blackout Stoplight Group . . . . .	17	7
08. Engine Air Cleaner Group . . . . .	20	8
09. Air Compressor Air Cleaner Group . . . . .	25	9
10. Wiring Harness Group . . . . .	29	10
11. Housing Group . . . . .	31	11
12. Compressor Oil Filter Group . . . . .	35	12
13. Oil Tubes and Bypass Valve Group . . . . .	37	13
14. Thermal Bypass Valve Assembly Group . . . . .	39	14
15. Radiator-Cooler Installation Group . . . . .	41	15
16. Radiator Assembly Group . . . . .	45	16
17. Compressor Air Lines Installation Group . . . . .	48	17
18. Pressure Regulator Group . . . . .	53	18
19. Moisture Separator Group . . . . .	56	19
20. Discharge Valve Assembly Group . . . . .	58	20
21. Oil Separator Assembly and Installation Group . . . . .	60	21
22. Run-Start Control Linkage Group . . . . .	65	22
23. Air Compressor Assembly Installation Group . . . . .	69	23
24. Instrument Panel Assembly and Installation Group . . . . .	80	24
25. Cold Weather Starting Aid Group . . . . .	89	25
26. Primary Fuel Filter Group . . . . .	92	26
27. Overspeed Switch Installation Group . . . . .	95	27
28. Overspeed Switch Assembly Group . . . . .	98	28

SECTION	II. REPAIR PARTS FOR DS, GS, AND DEPOT MAINTENANCE (CONT'D)		
Group	29. Starter-Generator Installation Group	102	29
	30. Starter-Generator Assembly Group	104	30
	31. Starting Motor Assembly Group	107	31
	32. Tire, Tube and Wheel Assembly	114	32
	33. Wedge Brake Assembly Group	116	33
	34. Air Brake Air Lines Installation Group	120	34
	35. Reservoir and Emergency Relay Valve Assembly Group	123	35
	36. Front Axle Assembly and Installation Group	128	36
	37. Air Service Chamber Assembly Group, Front	134	37
	38. Rear Axle Assembly and Installation Group	136	38
	39. Air and Spring Service Chamber Group, Rear	142	39
	40. Engine Exhaust Assembly Group	145	40
	41. Intake Elbow Group	147	41
	42. Turbocharger and Mounting Group	149	42
	43. Fuel Injection Miscellaneous Group	154	43
	44. Basic Manifold Group	157	44
	45. Fan, Belts, and Fan Drive Group	159	45
	46. Water Pump Group	162	46
	47. Covers and Mounting Group	167	47
	48. Flywheel, Flywheel Housing, and Mounting Group	171	48
	49. Oil Pan Group	174	49
	50. Oil Pump Group	177	50
	51. Oil Filter and Mounting Group	181	51
	52. Relief Valve Assembly Group	184	52
	53. Oil Filter and Breather Group	187	53
	54. Oil Cooler Group	190	54
	55. Fuel Filter and Priming Group	194	55
	56. Fuel Filter Assembly Group	198	56
	57. Service Meter Assembly Group	200	57
	58. Fuel Transfer Pump Group	203	58
	59. Accessory Drive Group	206	59
	60. Governor Assembly Group	210	60
	61. Stop Rack Group	218	61
	62. Fuel Injection Pump Assembly Group	220	62
	63. Valve Cover Assembly and Glow Plug Wiring Group	225	63
	64. Cylinder Head and Valve Mechanism Group	228	64
	65. Camshaft Group	233	65
	66. Connecting Rod and Piston Assembly Group	235	66
	67. Camshaft Assembly Group	237	67
	68. Cylinder Block Assembly Group	239	68
	69. Fuel Tank Installation and Main Frame Assembly Group	243	69
	70. Engine, Fan thru Flywheel Group	248	70
	III. SPECIAL TOOLS, TEST AND SUPPORT EQUIPMENT FOR DS, GS, AND DEPOT MAINTENANCE		
	IV. FEDERAL STOCK NUMBER AND REFERENCE NUMBER INDEX		261

## LIST OF ILLUSTRATIONS

No.	Title	Page
1.	Battery Cables Group . . . . .	2
2.	Battery Mounting Group . . . . .	4
3.	Generator-Regulator Installation Group . . . . .	6
4.	Generator-Regulator Group . . . . .	8
5.	Blackout Stoplight Taillight Group . . . . .	10
6.	Clearance Lights Assembly Group . . . . .	13
7.	Blackout Stoplight Group . . . . .	16
8.	Engine Air Cleaner Group . . . . .	19
9.	Air Compressor Air Cleaner Group . . . . .	24
10.	Wiring Harness Group . . . . .	28
11.	Housing Group . . . . .	30
12.	Compressor Oil Filter Group . . . . .	34
13.	Oil Tubes and Bypass Valve Group . . . . .	36
14.	Thermal Bypass Valve Assembly Group . . . . .	38
15.	Radiator-Cooler Installation Group . . . . .	40
16.	Radiator Assembly Group . . . . .	44
17.	Compressor Air Lines Installation Group . . . . .	47
18.	Pressure Regulator Group . . . . .	52
19.	Moisture Separator Group . . . . .	55
20.	Discharge Valve Assembly Group . . . . .	57
21.	Oil Separator Assembly and Installation Group . . . . .	59
22.	Run-Start Control Linkage Group . . . . .	64
23.	Air Compressor Assembly Installation Group (Sheet 1) . . . . .	67
	Air Compressor Assembly Installation Group (Sheet 2) . . . . .	68
24.	Instrument Panel Assembly and Installation Group (Sheet 1) . . . . .	77
	Instrument Panel Assembly and Installation Group (Sheet 2) . . . . .	78
	Instrument Panel Assembly and Installation Group (Sheet 3) . . . . .	79
25.	Cold Weather Starting Aid Group . . . . .	88
26.	Primary Fuel Filter Group . . . . .	91
27.	Overspeed Switch Installation Group . . . . .	94
28.	Overspeed Switch Assembly Group . . . . .	97
29.	Starter-Generator Installation Group . . . . .	101
30.	Starter-Generator Assembly Group . . . . .	103
31.	Starting Motor Assembly Group . . . . .	106
32.	Tire, Tube and Wheel Assembly . . . . .	113
33.	Wedge Brake Assembly Group . . . . .	115
34.	Air Brake Air Lines Installation Group . . . . .	119
35.	Reservoir and Emergency Relay Valve Assembly Group . . . . .	122
36.	Front Axle Assembly and Installation Group . . . . .	127
37.	Air Service Chamber Assembly Group, Front . . . . .	133
38.	Rear Axle Assembly and Installation Group . . . . .	135
39.	Air and Spring Service Chamber Group, Rear . . . . .	141
40.	Engine Exhaust Assembly Group . . . . .	144
41.	Intake Elbow Group . . . . .	146
42.	Turbocharger and Mounting Group . . . . .	148
43.	Fuel Injection Miscellaneous Group . . . . .	153
44.	Basic Manifold Group . . . . .	156
45.	Fan, Belts, and Fan Drive Group . . . . .	158
46.	Water Pump Group . . . . .	161
47.	Covers and Mounting Group . . . . .	166
48.	Flywheel, Flywheel Housing, and Mounting Group . . . . .	170
49.	Oil Pan Group . . . . .	173
50.	Oil Pump Group . . . . .	176
51.	Oil Filter and Mounting Group . . . . .	180
52.	Relief Valve Assembly Group . . . . .	183

## LIST OF ILLUSTRATIONS (CONT'D)

No.	Title	Page
53.	Oil Filter and Breather Group (Sheet 1) .....	185
	Oil Filter and Breather Group (Sheet 2) .....	186
54.	Oil Cooler Group .....	189
55.	Fuel Filter and Priming Group .....	193
56.	Fuel Filter Assembly Group .....	197
57.	Service Meter Assembly Group .....	199
58.	Fuel Transfer Pump Group .....	202
59.	Accessory Drive Group .....	205
60.	Governor Assembly Group .....	209
61.	Stop Rack Group .....	217
62.	Fuel Injection Pump Assembly Group .....	219
63.	Valve Cover Assembly and Glow Plug Wiring Group .....	224
64.	Cylinder Head and Valve Mechanism Group (Sheet 1) .....	226
	Cylinder Head and Valve Mechanism Group (Sheet 2) .....	227
65.	Camshaft Group .....	232
66.	Connecting Rod and Piston Assembly Group .....	234
67.	Camshaft Assembly Group .....	236
68.	Cylinder Block Assembly Group .....	239
69.	Fuel Tank Installation and Main Frame Assembly Group .....	243

## Section I. INTRODUCTION

### 1. SCOPE.

This manual lists repair parts, special tools, test and support equipment required for the performance of direct support, general support, and depot maintenance of the air compressor.

### 2. GENERAL.

This Repair Parts and Special Tools List is divided into the following sections:

a. **REPAIR PARTS - SECTION II.** A list, in figure and item number sequence, of repair parts authorized for the performance of maintenance at the direct support, general support, and depot level, including those items which must be removed for replacement of the authorized item.

b. **SPECIAL TOOLS, TEST AND SUPPORT EQUIPMENT -SECTION III.** (Not Applicable.)

c. **FEDERAL STOCK NUMBER AND REFERENCE NUMBER INDEX - SECTION IV.** A list of Federal stock numbers in ascending numerical sequence followed by a list of reference numbers in ascending alphanumeric sequence, cross-referenced to the illustration figure number and item number.

#### NOTE

Items not illustrated are cross-referenced to group number.

### 3. EXPLANATION OF COLUMNS.

The following provides an explanation of columns in the tabular lists in Sections II and III:

a. **SOURCE, MAINTENANCE, AND RECOVERABILITY CODE (SMR).**

(1) Source Code. Indicates the source for the listed items. Source codes are:

Code	Explanation
P	Repair Parts, Special Tools and Test Equipment supplied from GSA/DSA, or Army supply system, and authorized for use at indicated maintenance categories.
P2	Repair Parts, Special Tools and Test Equipment which are procured and stocked for insurance purposes because the combat or military essentiality of the end item dictates that a minimum quantity be available in the supply system.

### Code

### Explanation

**M** Repair Parts, Special Tools and Test Equipment which are not procured or stocked, as such, in the supply system but are to be manufactured at indicated maintenance levels.

**A** Assemblies which are not procured or stocked as such, but are made up of two or more units. Such component units carry individual stock numbers and descriptions, are procured and stocked separately and can be assembled to form the required assembly at indicated maintenance categories.

**X** Parts and assemblies that are not procured or stocked because the failure rate is normally below that of the applicable end item or component. The failure of such part or assembly should result in retirement of the end item from the supply system.

**X1** Repair Parts which are not procured or stocked. The requirement for such items will be filled by the next higher assembly or component.

**X2** Repair Parts, Special Tools, and Test Equipment which are not stocked and have no foreseen mortality. The indicated maintenance category requiring such repair parts will attempt to obtain the parts through cannibalization or salvage, the item may be requisitioned with exception data, from the end item manager, for immediate use.

**G** Major assemblies that are procured with PEMA funds for initial issue only as exchange assemblies at DSU and GSU level. These assemblies will not be stocked above DS and GS level or returned to depot supply level.

(2) Maintenance Code. Indicates the lowest category of Maintenance authorized to install the listed item. The maintenance level codes are:

Code	Explanation
C	Operator/Crew maintenance
O	Organizational maintenance
F	Direct Support maintenance
H	General Support maintenance
D	Depot maintenance

(3) Recoverability Code. Indicates whether unserviceable items should be returned for recovery or salvage. Items not coded are expendable. Recoverability codes are:

Code	Explanation
R	Applied to repair parts, (assemblies and components) special tools and test equipment which are considered economically repairable at direct and general support maintenance levels. When the item is no longer economically repairable, it is normally disposed of at the GS level. When supply consideration dictate, some of the repair parts may be listed for automatic return to supply for depot level repair as set forth in AR 710-50. When so listed, they will be replaced by supply on an exchange basis.
S	Repair Parts, Special Tools, Test Equipment and assemblies which are economically repairable at DSU and GSU activities and which normally are furnished by supply on an exchange basis. When items are determined by a GSU to be uneconomically repairable, they will be evacuated to a depot for evaluation and analysis before final disposition.
T	Higher dollar value recoverable repair parts, special tools and test equipment which are subject to special handling and are issued on an exchange basis. Such items will be repaired or overhauled at depot maintenance activities only. No repair may be accomplished at lower levels.
U	Repair Parts, Tools and Test Equipment specifically selected for salvage by reclamation units because of precious metal content, critical materials, high dollar value or reusable casings or castings.

b. FEDERAL STOCK NUMBER. This column indicates the Federal stock number assigned to the item and will be used for requisitioning purposes.

c. DESCRIPTION. This column indicates the Federal item name and a minimum characteristic description required to describe the item. Assembly components and subassemblies are indented under major assemblies. The abbreviation "w/e" when used as a part of the nomenclature indicates the Federal stock number includes all armament, equipment, accessories, and repair parts issued with the item. A part number or other reference number is followed by the applicable five-digit Federal supply code for manufacturer in parenthesis. Repair part quantities included in kits and sets are shown in front of the repair part name. Material required for manufacture or fabrication is identified.

d. UNIT OF MEASURE (U/M). A two-character alphabetic abbreviation indicating the amount or quantity of the item, as used, upon which the allowances are based, e.g., ft, ea, pr, etc.

e. QUANTITY INCORPORATED IN UNIT. This column indicates the quantity of the item used in the assembly group. A "V" appearing in this column in lieu of a quantity

indicates that a definite quantity cannot be indicated (e.g., shims, spacers, etc.).

#### f. 30-DAY DS/GS MAINTENANCE ALLOWANCES.

##### NOTE

Allowances in the GS column are for GS maintenance only.

(1) The allowance columns are divided into three sub-columns. Indicated in each subcolumn, opposite the first appearance of each item, is the total quantity of items authorized for the number of equipments supported. Subsequent appearances of the same item will have the letters "REF" in the applicable allowance columns indicating total allowance quantities will be shown with the first appearance of the item. To locate the referenced item, locate the FSN or reference number in the index. The earliest figure and item number is the referenced item. Items authorized for use as required but not for initial stockage are identified with an asterisk in the allowance column.

(2) The quantitative allowances for DS/GS levels of maintenance will represent initial stockage for a 30-day period for the number of equipments supported.

(3) To determine allowances when supporting more than 100 of these equipments: First, divide the number of equipments supported by 100 by moving the decimal two places left. Second, multiply the result by the quantity in the 51-100 density column. Example, authorized allowances for 51-100 equipments is 40; for 150 equipments multiply 40 by 1.50, or 60 parts required.

g. 1-YEAR ALLOWANCES PER 100 EQUIPMENTS/CONTINGENCY PLANNING PURPOSES. This column indicates opposite the first appearance of each item the total quantity, required for distribution and contingency planning purposes. Subsequent appearances of the same item will have the letters "REF" in this column. To locate the referenced item, locate the FSN or reference number in the index. The earliest figure and item number is the referenced item. The range of items indicates total quantities of all authorized items required to provide adequate support of 100 equipments for one year.

h. DEPOT MAINTENANCE ALLOWANCE PER 100 EQUIPMENTS. This column indicates opposite the first appearance of each item the total quantity authorized for depot maintenance of 100 equipments. Subsequent appearances of the same item will have the letters "REF" in the allowance column. To locate the referenced item, locate the FSN or reference number in the index. The earliest figure and item number is the referenced item. Items authorized for use as required but not for initial stockage are identified with an asterisk in the allowance column.

i. ILLUSTRATION. This column is divided as follows:

(1) Figure Number. Indicates the figure number of the illustration on which the item is shown.

(2) Item Number. Indicates the callout number used to reference the item in the illustration.

#### 4. SPECIAL INFORMATION.

a. Repair parts mortality has been based on \_\_\_\_\_ hours of operation per year.

b. Parts which require manufacture or assembly at a category higher than that authorized for installation will indicate in the source column the higher category.

c. The following publications pertain to compressor and its components.

TM 5-4310-338-15 Operator, Organizational, Direct and General Support, and Depot Maintenance Manual

TM 5-4310-338-20P Organizational Maintenance Repair Parts and Special Tools List Manual

LO 5-4310-338-12 Lubrication Order

#### 5. HOW TO LOCATE REPAIR PARTS.

a. When Federal stock number, reference number or part number is unknown:

(1) Using the table of contents, determine the assembly group within which the repair part belongs. This is necessary since illustrations are prepared for assembly groups, and listings are divided into the same groups.

(2) Find the illustration covering the assembly group to which the repair part belongs.

(3) Identify the repair part on the illustration and note the illustration figure number and item number of the repair part.

(4) Using the Repair Parts Listing, find the assembly group to which the repair part belongs and locate the illustration figure and item number noted on the illustration.

b. When the Federal stock number, reference number, or part number is known:

(1) Using the Index of Federal Stock Numbers, Reference Numbers, and/or Part Numbers find the pertinent Federal stock number, reference number, and/or part number. This index is in ascending FSN sequence followed by a list of reference numbers or part numbers in ascending alphanumeric sequence, cross-referenced to the illustration figure number and item number.

(2) Using the Repair Parts Listing, find the assembly group of the repair part and the illustration figure number and item number referenced in the Index of Federal Stock Numbers, Reference Numbers, or Part Numbers.

c. When the Federal stock number, reference number, or part number is known and the repair part is not illustrated:

(1) Using the Index of Federal Stock Numbers, Reference Numbers, or Part Numbers, find the pertinent Federal stock number, reference number, or part number in the sec-

tion titled Items not Illustrated and note the group number. This section is in ascending FSN sequence followed by a list of reference numbers or part numbers in alphanumeric sequence, cross-referenced to assembly group number.

(2) Using the Table of Contents, locate the assembly group number and page number.

(3) Using the applicable group number and page number, locate the pertinent FSN, reference number, or part number in the Repair Parts Listing. Items which are not illustrated are listed at the end of the assembly group to which they belong.

#### 6. ABBREVIATIONS.

csk .....	countersink
dia .....	diameter
fil h .....	fillister head
ga .....	gage
hd .....	head
id .....	inside diameter
in. ....	inch
lg .....	long
No. ....	number
NPT .....	National Taper Pipe (thread)
od .....	outside diameter
rh .....	round head
sch .....	socket head
soc .....	socket
sq .....	square
thd .....	thread

#### 7. FEDERAL SUPPLY CODES FOR MANUFACTURERS.

Code	Manufacturer
00624	Aeroquip Corporation Aircraft Division, Jackson Plant 300 S. East Avenue Jackson, Michigan 49203
01019	Stoffel Seal Corporation 68 Main Street Tuckahoe, New York 10707
01029	Jamesbury Corporation 640 Lincoln Street Worcester, Massachusetts 01605
01276	Aeroquip Corporation Industrial Division 1225 W. Main Street Van Wert, Ohio 45891
01428	Superior Ball Joint Corporation 1202 Quality Drive P. O. Box 227 New Haven, Indiana 46774
04618	American Pamcor, Inc. P. O. Box 1776 Paoli, Pennsylvania 19301

Code	Manufacturer	Code	Manufacturer
04845	Automatic Switch Co. 56-A Hanover Road Florham Park, New Jersey 07392	16004	Davey Compressor Co. 600 Franklin Avenue Kent, Ohio 44240
06004	Stewart-Warner Corporation Bassick Division 960 Atlantic Street Bridgeport, Connecticut 06604	17284	Mercury Metal Products 1201 S. Mercury Drive Schaumburg, Illinois 60172
06298	Anchorlok Division Royal Industries 9530 West Jefferson Boulevard Culver City, California 90232	18265	Donaldson Co., Inc. 1400 West 94th Street Minneapolis, Minnesota 55431
06762	Ridgeway Manufacturing Corporation 1333 23rd Racine, Wisconsin 53403	18876	Army Missile Command Redstone Arsenal Alabama
06915	Richco Plastic Co. 5825 N. Tripp Avenue Chicago, Illinois 60646	19207	Army Tank-Automotive Center Warren, Michigan
07077	American Standard, Inc. Industrial Products Department 8111 Tireman Avenue Dearborn, Michigan 48126	19315	Bendix Corporation, The Navigation and Control Division Teterboro, New Jersey 07608
07707	USM Corporation Fastener Division 510 River Road Shelton, Connecticut 06485	19728	Prestolite Co., The Division of Eltra Corporation Champlain and Chestnut Streets P. O. Box 931 Toledo, Ohio 43601
08244	Moeller Manufacturing Co., Inc. 47725 Michigan Avenue Belleville, Michigan 48111	21335	Fafnir Bearing Co. Division of Textron, Inc. 37 Booth Street New Britain, Connecticut 06050
08484	Breeze Corporations, Inc. 700 Liberty Avenue Union, New Jersey 07083	23040	Ford Motor Co. Autolite-Ford Parts Division P.O. Box 3000 Livonia, Michigan 48151
10009	Raybestos & Manhattan, Inc. Asbestos and Rubber Division North Charleston, South Carolina	24041	Prestolite Wire and Cable Division of Prestolite Co., The 902 North Selby Street El Segundo, California 90245
11083	Caterpillar Tractor Co. 100 N. E. Adams Peoria, Illinois 61602	24161	Gates Rubber Co. 999 South Broadway Denver, Colorado 80217
13646	Scot Pump Co. P.O. Box 68 Thiensville, Wisconsin 53092	24455	General Electric Co. Lamp Division of Consumer Products Group Nela Park Cleveland, Ohio
14892	Bendix Corporation, The Brake and Steering Division 410 W. Bendix Drive South Bend, Indiana 46619	24617	General Motors Corporation 3044 Grand Boulevard, West Detroit, Michigan 48202
15605	Cutler-Hammer, Inc. Milwaukee, Wisconsin	25472	Goodrich, B. F., Co., The 500 South Main Street Akron, Ohio 44318



Code	Manufacturer	Code	Manufacturer
30327	Imperial Division Imperial-Eastman I-T-E Imperial Corporation 6300 West Howard Street Chicago, Illinois 60648	71724	Crane Packing Co. 6400 Oakton Street Morton Grove, Illinois 60053
34494	Kunkle Valve Co. 121 S. Clinton Fort Wayne, Indiana 46802	72413	Singer Co., The Climate Control Division 62 Columbus Street Auburn, New York 13021
45681	Parker-Hannifin Corporation 17325 Euclid Avenue Cleveland, Ohio 44112	72661	Dixon Valve and Coupling Co. 2nd and Columbia Avenue Philadelphia, Pennsylvania 19122
51600	Rollway Bearing Co., Inc. 7622 Morgan Road Syracuse, New York 13088	72850	Bendix Corporation, The Motor Components Division 18th Street and Oakwood Avenue Elmira, New York 14903
56878	Standard Pressed Steel Co. P. O. Box 796 Jenkintown, Pennsylvania 19046	72962	Elastic Stop Nut Division Amerace ESNA Corporation 2330 Vauxhall Road Union, New Jersey 07083
57733	Stewart-Warner Corporation 1826 Diversey Parkway Chicago, Illinois 60614	73273	Hose Accessories Co. 2702 N. 17th Street Philadelphia, Pennsylvania 19132
59730	Thomas and Betts Co., The 36 Butler Street Elizabeth, New Jersey 07207	73331	Guide Lamp Division General Motors Corporation 2915 Pendleton Avenue Anderson, Indiana 46011
61112	Turner Corporation 821 Park Avenue Sycamore, Illinois 60178	73370	Fram Corporation 105 Pawtucket Avenue Providence, Rhode Island 02916
61349	Ametek, Inc. United States Gauge Division Sellersville, Pennsylvania 18960	73808	General Tire and Rubber Co. 1708 Englewood Avenue Akron, Ohio 44309
63477	Wagner Electric Corporation Wagner Division 6400 Plymouth Avenue St. Louis, Missouri 63133	74400	Hobbs, John W. Ash Street and Yale Boulevard Springfield, Illinois
66295	Wittek Manufacturing Co. 4309 W. 24th Chicago, Illinois 60623	75272	Kickhaefer Manufacturing Co. 1964 Wisconsin Avenue Grafton, Wisconsin 53024
70040	AC Spark Plug Division General Motors Corporation 1300 N. Dort Highway Flint, Michigan 48556	76005	Lord Manufacturing Co. Division of Lord Corporation 1635 West 12th Street Erie, Pennsylvania 16512
70434	Anchor Coupling Co., Inc. Church and Fourth Street Libertyville, Illinois 60048	77060	Packard Electric Division General Motors Corporation 408 Dana Street, N. E. Warren, Ohio 44481
71177	Bonney Forge and Foundry, Inc. Buckeye Forging Division 10003 Harvard Avenue Cleveland, Ohio 44105	77260	Pierce Governor Co., Inc. P. O. Box 2000 Upland, Indiana 46989

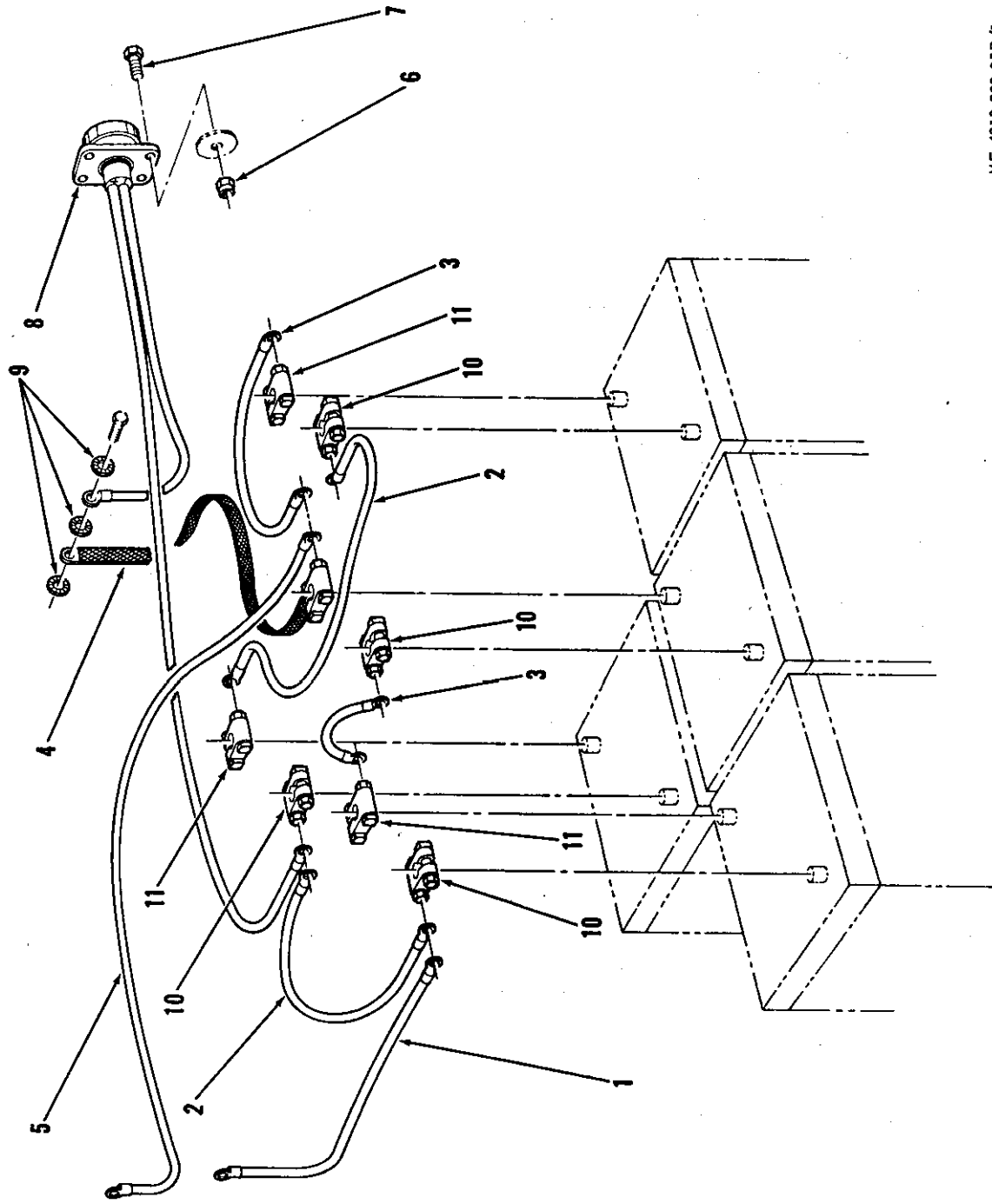
Code	Manufacturer
77308	Plastic and Rubber Products Co. 2150 Parco Avenue Ontario, California 91764
77860	Sherman, H. B., Manufacturing Co. 22 Barney Battle Creek, Michigan 49014
78189	Illinois Tool Works, Inc. Shakeproof Division St. Charles Road Elgin, Illinois 60126
78252	Stolper Industries, Inc. W156 N9073 Pilgrim Menomonee Falls, Wisconsin 53051
79136	Waldes Kohinoor, Inc. 47-16 Austel Place Long Island City, New York 11101
79470	Weatherhead Co., The 300 East 131st Cleveland, Ohio 44108
79911	Ohio Brass Co. 380 North Main Street Mansfield, Ohio 44902
80201	Chicago Rawhide Manufacturing Co. 1301 Elston Avenue Chicago, Illinois 60622
80266	A P Parts Corporation 1801 Spielbusch Avenue Toledo, Ohio 43601
81263	Kingston Products Corporation Douglas Division Bronson, Michigan
81321	United-Greenfield Corporation 990 Skokie Road Northbrook, Illinois 60062
81343	Society of Automotive Engineers Two Pennsylvania Plaza New York, New York 10001
81346	American Society for Testing and Materials 1916 Race Street Philadelphia, Pennsylvania 19103

Code	Manufacturer
81348	Federal Specifications Promulgated by General Services Administration
81349	Military Specifications Promulgated by Standardization Division Directorate of Logistic Services DSA
87930	Tower Manufacturing Corporation 158 Pine Street Providence, Rhode Island 02903
92863	Marvel Engineering Co. 7227 North Hamlin Avenue Chicago, Illinois 60645
94430	Electric Auto Lite Co. Spark Plug Division Fostoria, Ohio
95026	United Manufacturing Co. 5250 Dobckmn Cleveland, Ohio 44102
96906	Military Standards Promulgated by Standardization Division Directorate of Logistic Services DSA
95875	Hallett Manufacturing Co. Shielding Division Ash at Regent Inglewood, California 90301
98963	Wilkerson Corporation 1201 W. Mansfield Avenue Englewood, Colorado 80110
99752	Chemiquip Co. 36 East 10 th Street New York, New York 10003

#### 8. RECOMMENDATIONS FOR MAINTENANCE PUBLICA-TION IMPROVEMENTS.

Reports of errors, omissions, and recommendations for improving this publication by the individual user is encouraged. Reports should be submitted on DA Form 2028 (Recommended Changes to Publications), and forwarded direct to Commanding General, U. S. Army Mobility Equipment Command, ATTN: AMSME-MPP, 4300 Goodfellow Boulevard, St. Louis, Missouri 63120.

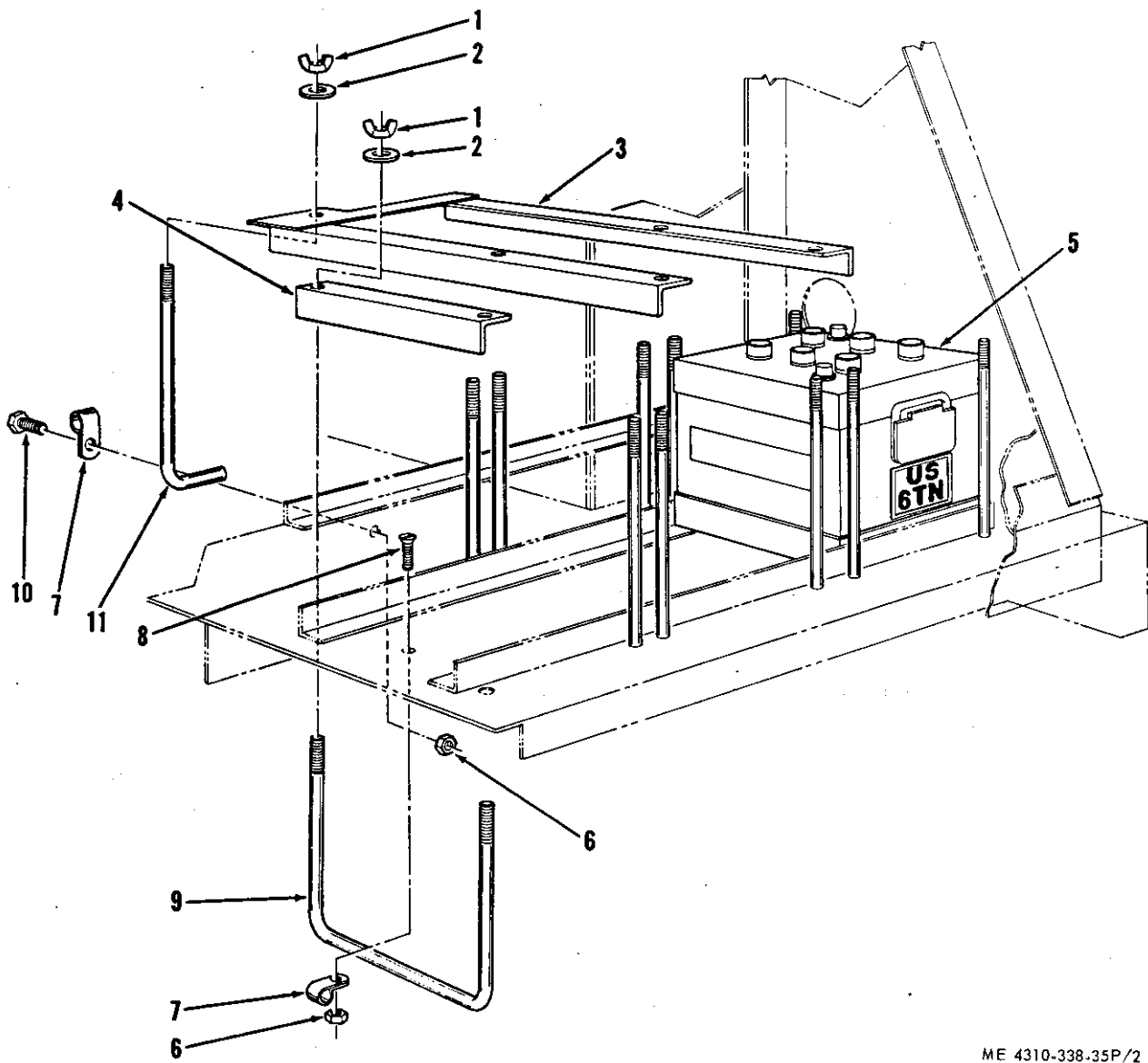
SMR CODE	FEDERAL STOCK NUMBER	DESCRIPTION REF NUMBER & MFR CODE	USABLE ON CODE	UNIT OF MEAS	QTY INC IN UNIT	30-DAY DS MAINT ALLOWANCE			30-DAY GS MAINT ALLOWANCE			1-YR ALWPER 100 EQUIP CNTGCTY	DEPOT MAINT ALWPER 100 EQUIP	ILLUSTRATION		
						1-20	21-50	51-100	1-20	21-50	51-100			FIGURE NO.	ITEM NO.	
		SECTION 11 - REPAIR PARTS FOR DS, GS, AND DEPOT MAINTENANCE														
		GROUP 01 - BATTERY CABLES GROUP														
MO		CABLE, BATTERY: BATTERY TO STARTER 62068 (16004) MANUFACTURE FROM:		EA	1										1	1
PO		TERMINAL: BATTERY CABLE, 3/8 BOLT 2973904 (77060)		EA	1	1	1	2	1	1	2	25	100			
PO	(5940-115-0777) 5940-231-1574	TERMINAL: BATTERY CABLE, 1/2 BOLT MS20659-133 (96906) MS20659-33		EA	1	*	2	2	*	2	2	6	12			
PO		WIRE, ELECTRICAL: BATTERY CABLE, No. 2 GA, 35 IN. LG 7056678 (19207)		EA	1	6	12	18	6	12	18	24	60			
MO		CABLE, BATTERY: JUMPER 49791 (16004) MANUFACTURE FROM:		EA	2										1	2
PO		TERMINAL: BATTERY CABLE, 3/8 BOLT 2973904 (77060)		EA	2	REF	REF	REF	REF	REF	REF	REF	REF	REF		
PO		WIRE, ELECTRICAL: BATTERY CABLE, No. 2 GA, 20 IN. LG 7056678 (19207)		EA	1	REF	REF	REF	REF	REF	REF	REF	REF	REF		
MO		CABLE, BATTERY: JUMPER 62069 (16004) MANUFACTURE FROM:		EA	2										1	3
PO		TERMINAL: BATTERY CABLE, 3/8 BOLT 2973904 (77060)		EA	2	REF	REF	REF	REF	REF	REF	REF	REF	REF		
PO		WIRE, ELECTRICAL: BATTERY CABLE, No. 2 GA, 12 IN. LG 7056678 (19207)		EA	1	REF	REF	REF	REF	REF	REF	REF	REF	REF		
PO		STRAP, GROUND: BATTERY, NEGATIVE 5E19 (77260)		EA	1	*	*	*	*	*	*	5	5		1	4
MO		CABLE, BATTERY: BATTERY TO STARTER 62441 (16004) MANUFACTURE FROM:		EA	1										1	5
PO		TERMINAL: BATTERY CABLE, 3/8 BOLT 2973904 (77060)		EA	1	REF	REF	REF	REF	REF	REF	REF	REF	REF		
PO	(5940-115-0777) 5940-231-1574	TERMINAL: BATTERY CABLE, 1/2 BOLT MS20659-133 (96906) MS20659-33		EA	1	REF	REF	REF	REF	REF	REF	REF	REF	REF		
PO		WIRE, ELECTRICAL: BATTERY CABLE, No. 2 GA, 48 IN. LG 7056678 (19207)		EA	1	REF	REF	REF	REF	REF	REF	REF	REF	REF		
PO	5310-706-0785	NUT, SELF LOCKING: CHARGING RECEPTACLE, 1/4-20 THD SIZE 21FA420 (56878)		EA	4	*	*	*	*	*	*	1	*		1	6



ME 4310-338-35P/1

Figure 1. Battery cables group.

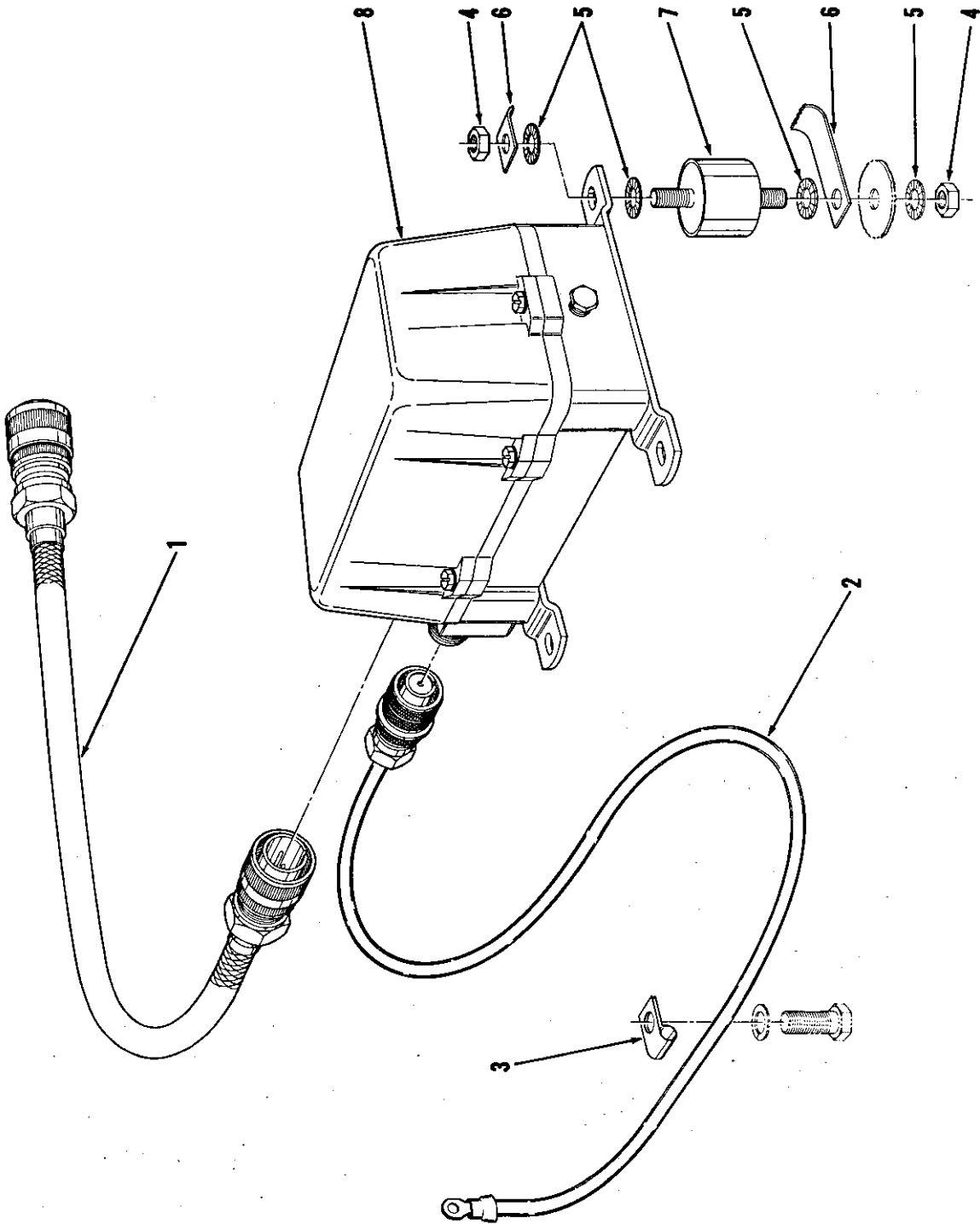
SMR CODE	FEDERAL STOCK NUMBER	DESCRIPTION REF NUMBER & MFR CODE	USABLE ON CODE	UNIT OF MEAS	QTY INC IN UNIT	30-DAY DS MAINT ALLOWANCE			30-DAY GS MAINT ALLOWANCE			1-YR ALWPER 100 EQUIP CNTGCTY	DEPOT MAINT ALWPER 100 EQUIP	ILLUSTRATION	
						1-20	21-50	51-100	1-20	21-50	51-100			FIGURE NO.	ITEM NO.
PO	5305-225-3839	SCREW, CAP, HEXAGON HEAD: CHARGING RECEPTACLE, 1/4-20 THD SIZE, 1 IN. LG MS90725-8 (96906)		EA	4	*	*	*	*	*	*	2	*	1	7
PO	5935-050-5352	RECEPTACLE ASSEMBLY: BATTERY CHARGING 45883 (16004)		EA	1	*	*	1	*	*	1	6	6	1	8
X1	5935-732-1299	RECEPTACLE, CHARGING: BATTERY 73-2-1299 (19207)		EA	1										
MO		WIRE ASSEMBLY: BATTERY, CHARGING 41962 (16004) MANUFACTURE FROM:		EA	1										
PO	6140-655-2639	WIRE, ELECTRICAL: No. 2 GA, 13 IN. LG 266A (77060)		EA	1	1	2	2	1	2	2	24	48		
PO		TERMINAL: WIRE ASSEMBLY, 3/8 BOLT A1-2-13-32 (77860)		EA	1	*	1	2	*	1	2	18	36		
MO		WIRE ASSEMBLY: BATTERY, CHARGING 46779 (16004) MANUFACTURE FROM:		EA	1										
PO		WIRE, ELECTRICAL: No. 2 GA, 24 IN. LG 266A (77060)		EA	1	REF	REF	REF	REF	REF	REF	REF	REF		
PO		TERMINAL: WIRE ASSEMBLY, 3/8 BOLT A1-2-13-32 (77860)		EA	1	REF	REF	REF	REF	REF	REF	REF	REF		
PO	5310-061-1258	WASHER, LOCK: GROUND WIRE, CHARGING RECEPTACLE, 3/8 IN. SIZE, INTERNAL-EXTERNAL TOOTH MS45904-76 (96906)		EA	3	*	*	*	*	*	*	1	*	1	9
PO	5940-549-6583	TERMINAL, BATTERY: NEGATIVE 5292850 (77060)		EA	3	*	1	2	*	1	2	20	50	1	10
PO	4920-780-2904	TERMINAL, BATTERY: POSITIVE 5292849 (77060)		EA	4	*	1	2	*	1	2	20	50	1	11



ME 4310-338-35P/2

Figure 2. Battery mounting group.

SMR CODE	FEDERAL STOCK NUMBER	DESCRIPTION REF NUMBER & MFR CODE	USABLE ON CODE	UNIT OF MEAS	QTY INC IN UNIT	30-DAY DS MAINT ALLOWANCE			30-DAY GS MAINT ALLOWANCE			1-YR ALWPER 100 EQUIP CNTGCV	DEPOT MAINT ALWPER 100 EQUIP	ILLUSTRATION	
						1-20	21-50	51-100	1-20	21-50	51-100			FIGURE NO.	ITEM NO.
PO	5310-889-2606	GROUP 02 - BATTERY MOUNTING GROUP NUT, PLAIN, WING: BATTERY HOLDDOWN, 3/8-16 THD SIZE MS35425-42 (96906)		EA	14	*	*	*	*	*	*	1	*	2	1
PO	5310-080-6004	WASHER, FLAT: BATTERY HOLDDOWN, 3/8 IN. SIZE MS27183-14 (96906)		EA	14	*	*	1	*	*	1	6	*	2	2
X20		HOLDDOWN, BATTERY: LONG 61544 (16004)		EA	1									2	3
X20		HOLDDOWN, BATTERY: SHORT 61545 (16004)		EA	4									2	4
PO	6140-057-2554	BATTERY, STORAGE: 12 VOLT MS35000-3 (96906)		EA	4	1	1	2	1	1	2	24	40	2	5
PO	5310-761-6882	NUT, PLAIN, HEXAGON: BATTERY U-BOLT, 1/4-20 THD SIZE MS51967-2 (96906)		EA	7	*	*	*	*	*	*	3	*	2	6
P20	5340-435-8636	CLAMP, TUBE: BATTERY U-BOLT CC0609 (75272)		EA	7	*	*	*	*	*	*	1	*	2	7
PO		ELECTROLITE: BATTERY FLUID OS801 (81348)		QT	28	4	8	16	4	8	16	192	320		
PO	5305-958-5246	SCREW, MACHINE: BATTERY U-BOLT FLAT COUNTERSUNK SLOTTED HEAD 1/4-20 THD SIZE, 3/4 IN. LG MS35190-289 (96906)		EA	6	*	*	*	*	*	*	1	*	2	8
X20		U-BOLT: BATTERY HOLDDOWN 42010 (16004)		EA	6									2	9
PO	5305-068-0502	SCREW, CAP, HEXAGON HEAD: BATTERY U-BOLT, 1/4-20 THD SIZE, 3/4 IN. LG MS90725-6 (96906)		EA	1	*	*	*	*	*	*	1	*	2	10
X20		BOLT: BATTERY HOLDDOWN 44923 (16004)		EA	1									2	11

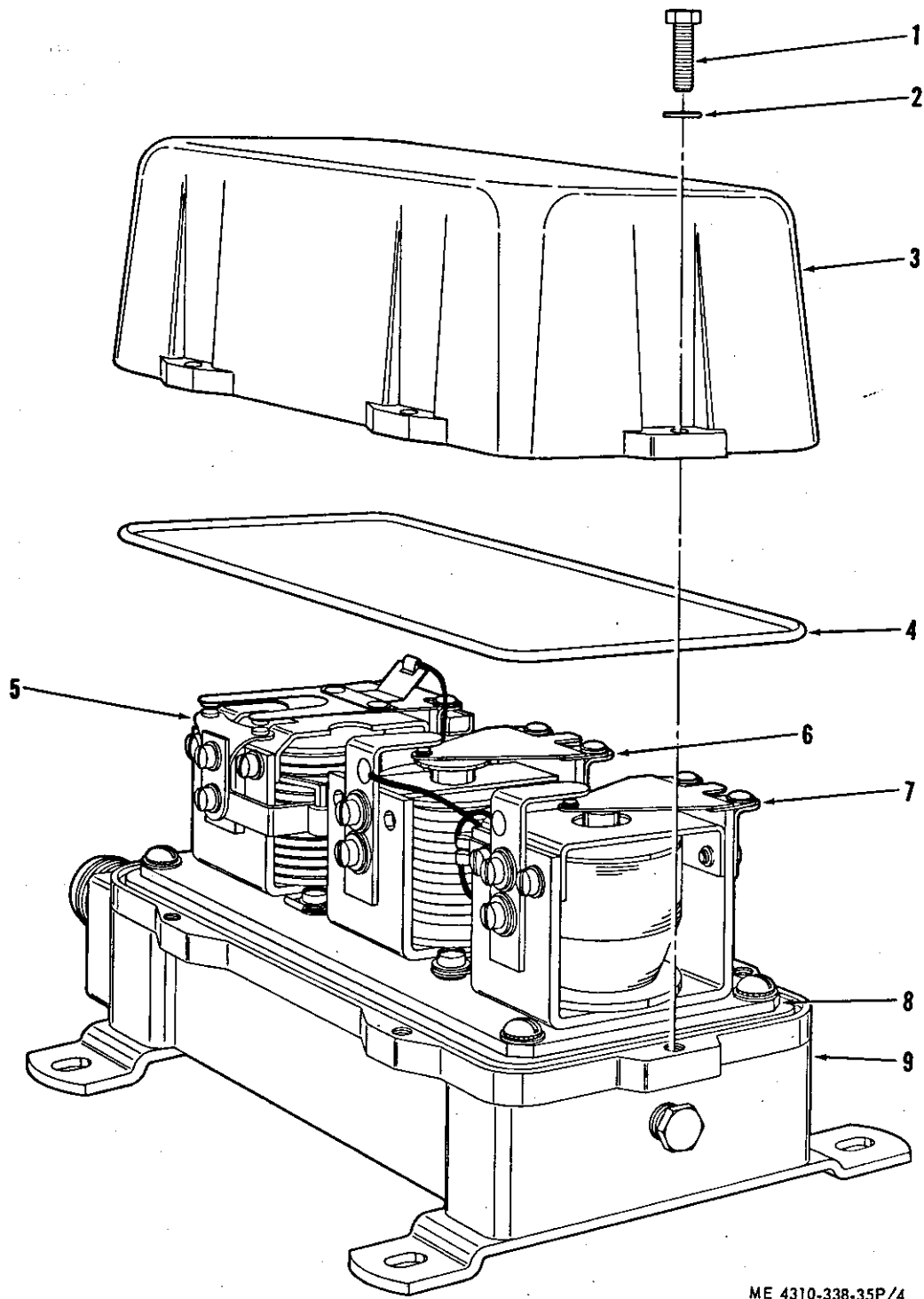


ME 4310-338-35P/3

Figure 3. Generator regulator installation group.



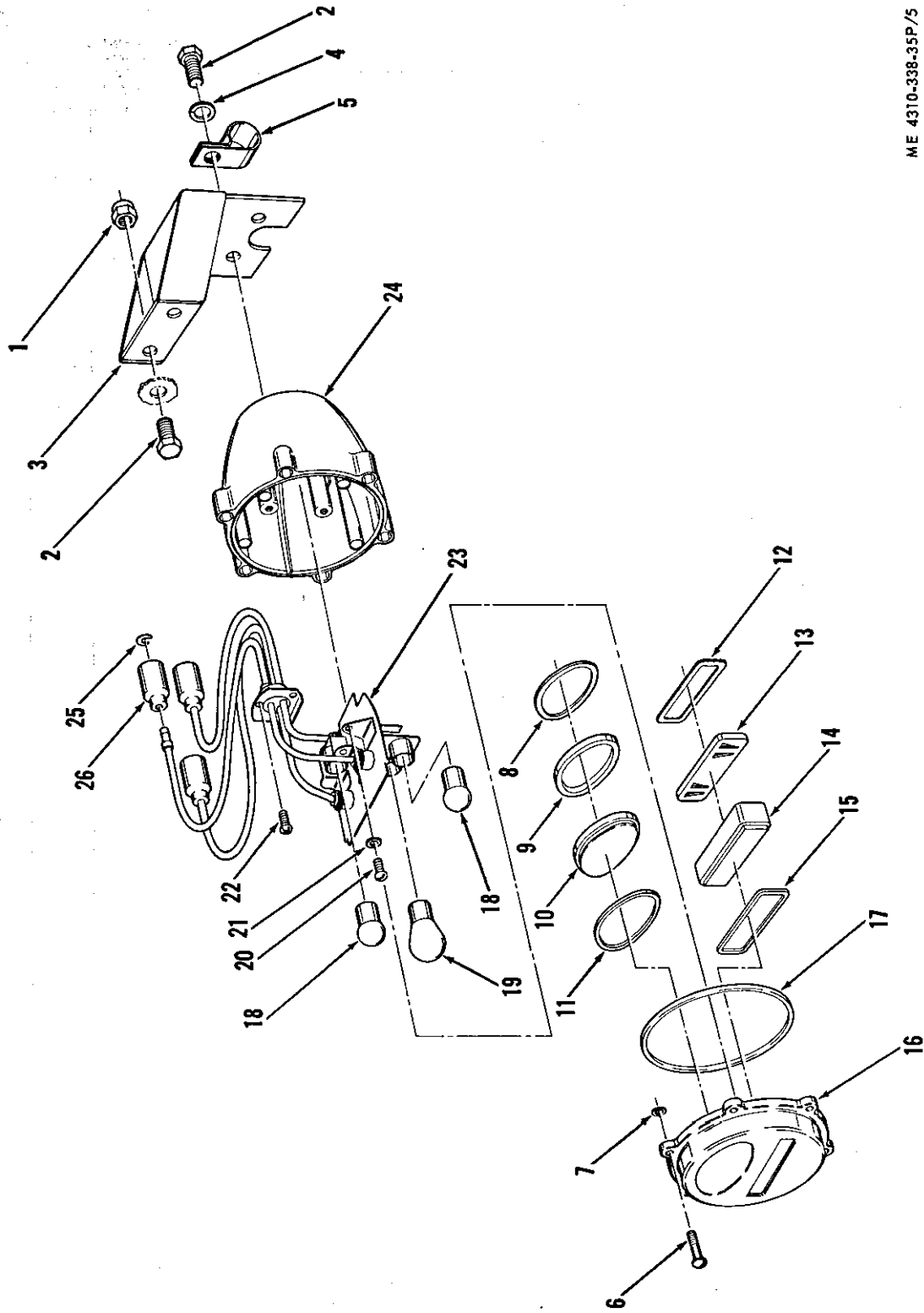
SMR CODE	FEDERAL STOCK NUMBER	DESCRIPTION REF NUMBER & MFR CODE	USABLE ON CODE	UNIT OF MEAS	QTY INC IN UNIT	30-DAY DS MAINT ALLOWANCE			30-DAY GS MAINT ALLOWANCE			1-YR ALWPER 100 EQUIP CNTGCTY	DEPOT MAINT ALWPER 100 EQUIP	ILLUSTRATION		
						1-20	21-50	51-100	1-20	21-50	51-100			FIGURE NO.	ITEM NO.	
		GROUP 03 - GENERATOR-REGULATOR INSTALLATION GROUP														
P20	2920-044-1305	CABLE ASSEMBLY: GENERATOR-REGULATOR TO GENERATOR 10693-20 (95875)		EA	1	*	*	*	*	*	*	3	3	3	1	
X20		CABLE ASSEMBLY: GENERATOR-REGULATOR TO AMMETER 1LU-Y-0600-3 (95875)		EA	1									3	2	
X20	5340-435-8635	CLIP, CABLE: CABLE ASSEMBLY, GENERATOR-REGULATOR TO AMMETER 60627 (16004)		EA	2									3	3	
PO	5310-880-7744	NUT, PLAIN, HEXAGON: MOUNTING, GENERATOR-REGULATOR 5/16-18 THD SIZE MS51967-5 (96906)		EA	8	*	*	*	*	*	*	5	*	3	4	
PO	5310-889-2527	WASHER, LOCK: MOUNTING, GENERATOR-REGULATOR 5/16 IN. SIZE, INTERNAL-EXTERNAL TOOTH MS45904-72 (96906)		EA	16	*	*	*	*	*	*	4	*	3	5	
X20		STRAP, GROUND: GENERATOR-REGULATOR 62553 (16004)		EA	1									3	6	
P20		CUSHION, CONNECT: MOUNTING, GENERATOR-REGULATOR 3582-11-8890 (72413)		EA	4	*	*	*	*	*	*	4	4	3	7	
PO	2920-640-7518	GENERATOR-REGULATOR ASSEMBLY: MS13805-1 (96906)		EA	1	*	*	1	*	*	1	6	10	3	8	



ME 4310-338-35P/4

Figure 4. Generator regulator group.

SMR CODE	FEDERAL STOCK NUMBER	DESCRIPTION REF NUMBER & MFR CODE	USABLE ON CODE	UNIT OF MEAS	QTY INC IN UNIT	30-DAY DS MAINT ALLOWANCE			30-DAY GS MAINT ALLOWANCE			1-YR ALWPER 100 EQUIP CNTGCTY	DEPOT MAINT ALWPER 100 EQUIP	ILLUSTRATION		
						1-20	21-50	51-100	1-20	21-50	51-100			FIGURE NO.	ITEM NO.	
PO		GROUP 04 - GENERATOR-REGULATOR GROUP														
		GENERATOR-REGULATOR ASSEMBLY: SEE FIGURE 3, ITEM 8		REF	REF	REF	REF	REF	REF	REF	REF	REF	REF			
PF	5325-138-0266	SCREW, CAP, HEXAGON HEAD: COVER MOUNTING 20X3463 (19728)		EA	6	*	*	*	*	*	*	1	*	4	1	
PF	5310-137-3425	WASHER, FLAT: COVER MOUNTING 20X183A (19728)		EA	6	*	*	*	*	*	*	1	*	4	2	
X1		COVER: GENERATOR-REGULATOR VBC2 (19728)		EA	1									4	3	
P2F	5330-599-2162	PACKING, PREFORMED: GENERATOR-REGULATOR XA744N (19728)		EA	1	*	*	*	*	*	*	2	2	4	4	
X1	2920-403-9422	COIL ASSEMBLY: VOLTAGE REGULATOR VBC3071D (19728)		EA	1									4	5	
X1		COIL ASSEMBLY: RELAY VBC3070G (19728)		EA	1									4	6	
X1		COIL ASSEMBLY: CURRENT REGULATOR VBC3008F (19728)		EA	1									4	7	
X1	2920-403-9416	BASE, INSULATION: GENERATOR-REGULATOR VBC1055C (19728)		EA	1									4	8	
X1		BASE ASSEMBLY: GENERATOR-REGULATOR VBUT001 (19728)		EA	1									4	9	

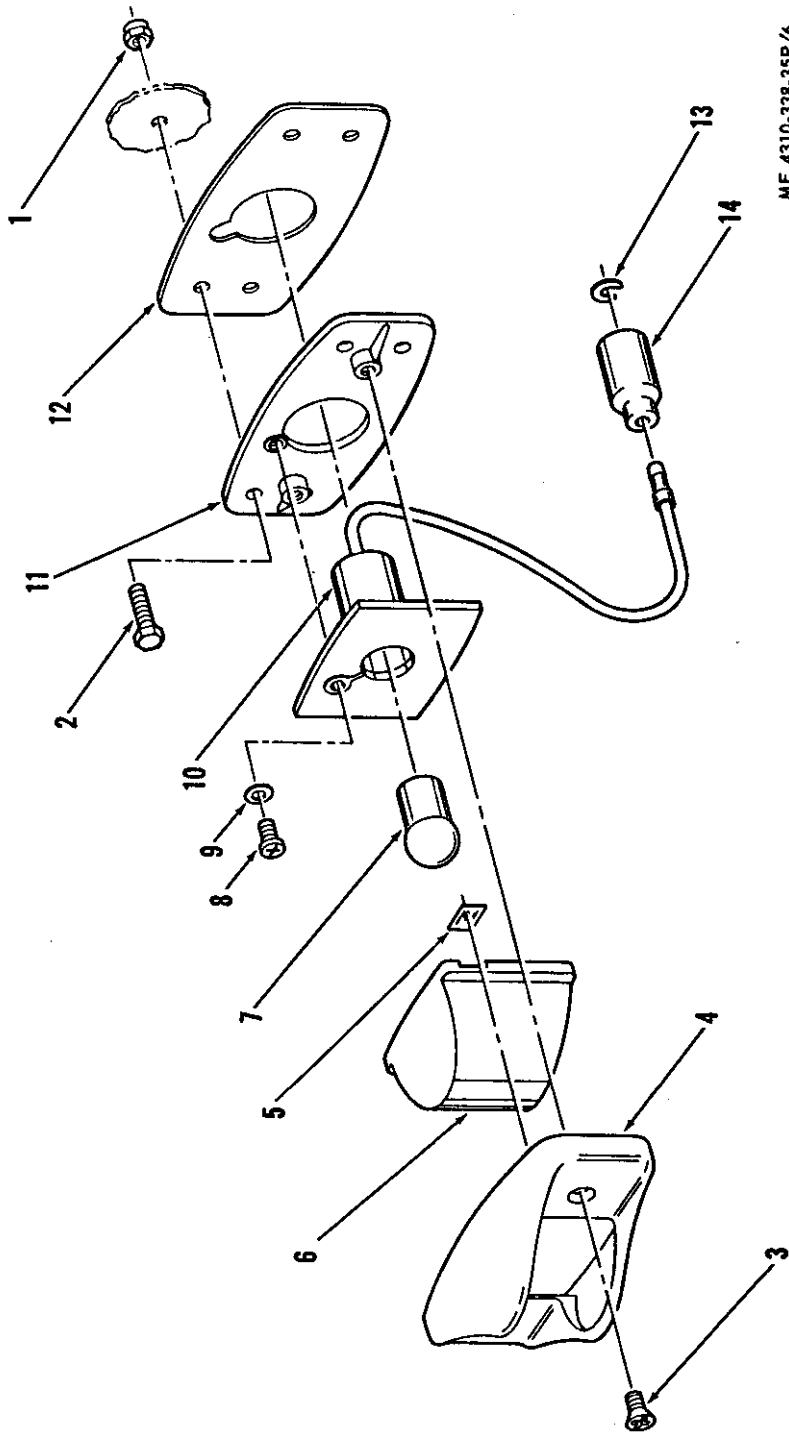


ME 4310-338-35P/5

Figure 5. Blackout stoplight taillight group.

SMR CODE	FEDERAL STOCK NUMBER	DESCRIPTION REF NUMBER & MFR CODE	USABLE ON CODE	UNIT OF MEAS	QTY INC IN UNIT	30-DAY DS MAINT ALLOWANCE			30-DAY GS MAINT ALLOWANCE			1-YR AL WPER 100 EQUIP CNTGCY	DEPOT MAINT AL WPER 100 EQUIP	ILLUSTRATION		
						1-20	21-50	51-100	1-20	21-50	51-100			FIGURE NO.	ITEM NO.	
		GROUP 05 - BLACKOUT STOPLIGHT TAILLIGHT GROUP														
P0	5310-458-2382	NUT, SELF LOCKING: STOPLIGHT MOUNTING BRACKET 3/8-16 THD SIZE 21FAF616 (56878)		EA	4	*	*	*	*	*	*	2	*	5	1	
P0	5305-269-3209	SCREW, CAP, HEXAGON HEAD: STOPLIGHT MOUNTING BRACKET 3/8-16 THD SIZE, 3/4 IN. LG MS90725-58 (96906)		EA	8	*	*	*	*	*	*	4	*	5	2	
X20		BRACKET, MOUNTING: STOPLIGHT ASSEMBLY 61604 (16004)		EA	2									5	3	
P0	5310-637-9541	WASHER, LOCK, SPLIT: STOPLIGHT MOUNTING BRACKET 3/8 IN. SIZE MS35338-46 (96906)		EA	4	*	1	1	*	1	1	12	*	5	4	
P20	<i>5340-616-4018</i>	CLAMP, HOSE: STOPLIGHT MOUNTING BRACKET 900729-01 (01276)		EA	2	*	*	*	*	*	*	4	4	5	5	
P0	6220-669-5623	LIGHT ASSEMBLY: BLACKOUT 8378785 (19207)		EA	2	*	*	1	*	*	1	6	12			
X1	6220-337-6471	STOPLIGHT, TAILLIGHT: BLACKOUT MS51329-1 (96906)		EA	1											
P20	6220-752-6020	DOOR ASSEMBLY: BLACKOUT TAILLIGHT 7526020 (19207)		EA	1	*	*	*	*	*	*	2	2			
P0	5305-737-5694	SCREW, MACHINE: DOOR ASSEMBLY 7320641 (19207)		EA	6	*	*	*	*	*	*	2	*	5	6	
P20	<i>5340-732-0642</i> <i>5315</i>	RING, RETAINING: DOOR ASSEMBLY 7320642 (19207)		EA	6	*	*	*	*	*	*	2	2	5	7	
X1		PLATE, CLINCH, UPPER: DOOR ASSEMBLY 7526008 (19207)		EA	1									5	8	
P20	<i>5330-137-0008</i>	GASKET, UPPER LENS: DOOR ASSEMBLY 7526009 (19207)		EA	1	*	*	*	*	*	*	2	2	5	9	
P0	6220-346-8944	LENS, STOPLIGHT: DOOR ASSEMBLY 7526021 (19207)		EA	1	*	1	1	*	1	1	12	25	5	10	
P20	5330-346-8931	SEAL, RUBBER ROUND: DOOR ASSEMBLY 7526012 (19207)		EA	1	*	*	*	*	*	*	2	2	5	11	
X1		PLATE, CLINCH, LOWER: DOOR ASSEMBLY 7526016 (19207)		EA	1									5	12	
P20	6220-346-8943	FILTER, RED: DOOR ASSEMBLY 7526015 (19207)		EA	1	*	*	*	*	*	*	2	2	5	13	
P0	6220-511-1769	LENS, LOWER: DOOR ASSEMBLY 7526013 (19207)		EA	1	*	1	1	*	1	1	12	25	5	14	
P20	5330-752-6014	GASKET, LENS SEAL: DOOR ASSEMBLY 7526014 (19207)		EA	1	*	*	*	*	*	*	2	2	5	15	

SMR CODE	FEDERAL STOCK NUMBER	DESCRIPTION REF NUMBER & MFR CODE	USABLE ON CODE	UNIT OF MEAS	QTY INC IN UNIT	30-DAY DS MAINT ALLOWANCE			30-DAY GS MAINT ALLOWANCE			1-YR ALWPER 100 EQUIP CNTGCTY	DEPOT MAINT ALWPER 100 EQUIP	ILLUSTRATION	
						1-20	21-50	51-100	1-20	21-50	51-100			FIGURE NO.	ITEM NO.
P20		DOOR: DOOR ASSEMBLY 7526019 (19207)		EA	1	*	*	*	*	*	*	2	2	5	16
PO	5330-297-7106	GASKET: DOOR ASSEMBLY 7320658 (19207)		EA	1	1	1	2	1	1	2	24	100	5	17
PO	6240-019-0877	LAMP, INCANDESCENT: BLACKOUT TAILLIGHT MS15570-1251 (96906)		EA	2	3	6	12	3	6	12	144	400	5	18
PO	6240-044-6914	LAMP, INCANDESCENT: BLACKOUT TAILLIGHT MS35478-1683 (96906)		EA	1	*	1	1	*	1	1	12	25	5	19
PO	5305-889-3002	SCREW, MACHINE: SOCKET AND WIRE ASSEMBLY MS35206-242 (96906)		EA	2	*	*	*	*	*	*	1	*	5	20
PO	5310-045-3299	WASHER, LOCK, SPLIT: SOCKET AND WIRE ASSEMBLY MS35338-42 (96906)		EA	2	*	*	*	*	*	*	1	*	5	21
PO	5305-984-6191	SCREW, MACHINE: SOCKET AND WIRE ASSEMBLY MS35206-243 (96906)		EA	3	*	*	*	*	*	*	1	*	5	22
P20	2590-643-3452	SOCKET AND WIRE ASSEMBLY: BLACKOUT TAILLIGHT 8378661 (19207)		EA	1	*	*	*	*	*	*	2	2	5	23
X1	6220-368-4945	BODY: BLACKOUT TAILLIGHT 7525997 (19207)		EA	1									5	24
P20	5310-833-8567	WASHER, SLOTTED: SHELL, BLACKOUT TAILLIGHT 8338567 (19207)		EA	3	*	*	*	*	*	*	4	4	5	25
PO	5935-572-9180	SHELL, ELECTRICAL: BLACKOUT TAILLIGHT 8338566 (19207)		EA	3	1	1	2	1	1	2	24	100	5	26



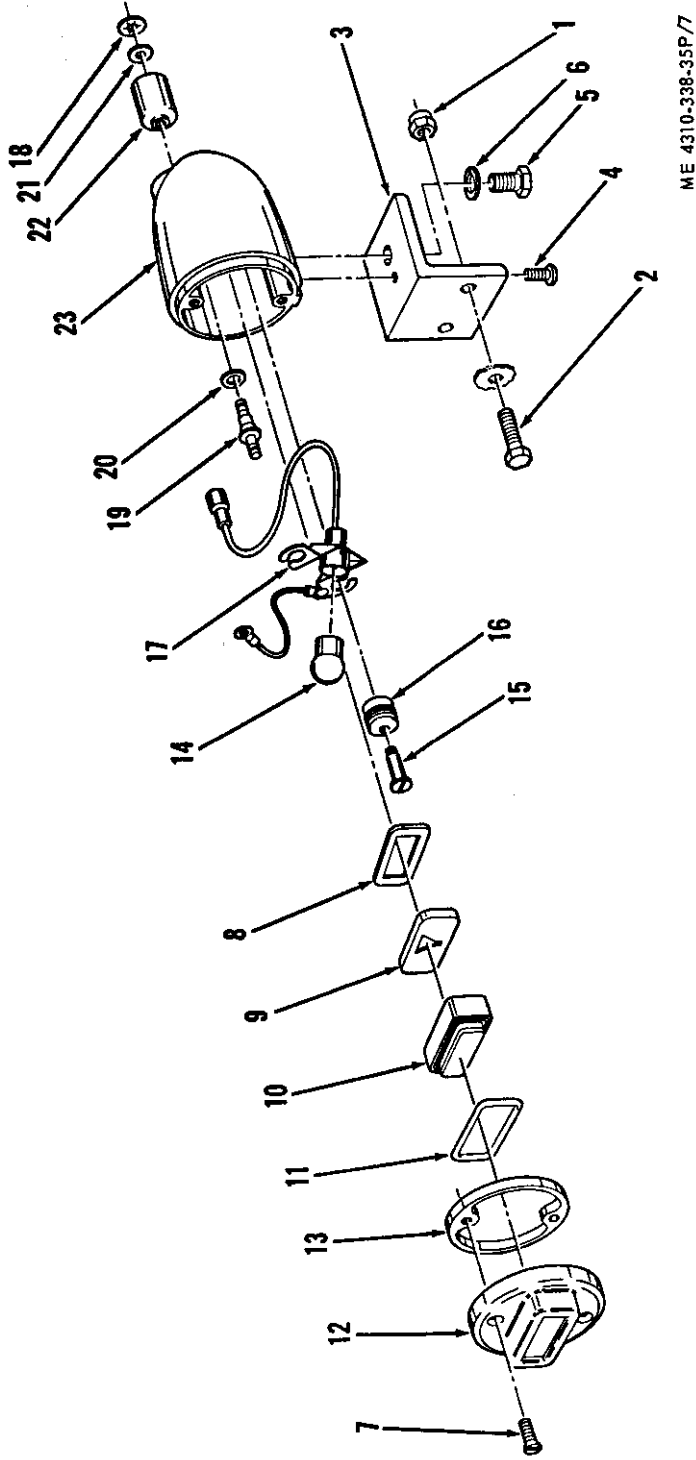
ME 4310-338-35P/6

Figure 6. Clearance lights assembly group.

SMR CODE	FEDERAL STOCK NUMBER	DESCRIPTION REF NUMBER & MFR CODE	USABLE ON CODE	UNIT OF MEAS	QTY INC IN UNIT	30-DAY DS MAINT ALLOWANCE			30-DAY GS MAINT ALLOWANCE			1-YR ALWPER 100 EQUIP CNTGNCY	DEPOT MAINT ALWPER 100 EQUIP	ILLUSTRATION	
						1-20	21-50	51-100	1-20	21-50	51-100			FIGURE NO.	ITEM NO.
PO		GROUP 06 - CLEARANCE LIGHTS ASSEMBLY GROUP		EA	76	*	*	*	*	*	*	6	*	6	1
PO	5305-984-6212	NUT, SELF LOCKING: MOUNTING, LIGHT ASSEMBLIES NO. 10-24 THD SIZE 21FA1024 (56878)		EA	76	*	*	*	*	*	*	4	*	6	2
PO	6220-091-9286	SCREW, MACHINE: MOUNTING, LIGHT ASSEMBLIES, RD. HD., NO. 10-24 THD SIZE, 3/4 IN. LG MS35206-265 (96906)		EA	4	*	*	1	*	*	1	6	12		
PO	6220-091-9287	LIGHT ASSEMBLY: CLEARANCE, AMBER 46212 (16004)		EA	4	*	*	1	*	*	1	6	12		
PO	6220-091-9288	LIGHT ASSEMBLY: CLEARANCE, AMBER, BLACKOUT (INCLUDES COMPONENTS OF LIGHT ASSEMBLY, PART NO. 46212 EXCEPT WHERE INDIVIDUAL COMPONENTS ARE ANNOTATED) 46213 (16004)		EA	4	*	*	1	*	*	1	6	12		
PO	6220-091-9288	LIGHT ASSEMBLY: CLEARANCE, RED (INCLUDES COMPONENTS OF LIGHT ASSEMBLY, PART NO. 46212 EXCEPT WHERE INDIVIDUAL COMPONENTS ARE ANNOTATED) 46210 (16004)		EA	7	*	1	1	*	1	1	15	20		
PO	6220-091-9291	LIGHT ASSEMBLY: CLEARANCE, RED, BLACKOUT (INCLUDES COMPONENTS OF LIGHT ASSEMBLY, PART NO. 46212 EXCEPT WHERE INDIVIDUAL COMPONENTS ARE ANNOTATED) 46211 (16004)		EA	4	*	*	1	*	1	1	6	12		
XI	6220-577-3434	LIGHT, MARKER, CLEARANCE: AMBER (USED ON LIGHT ASSEMBLY, PART NO. 46212 ONLY) MS35423-1 (96906)		EA	4										
XI	6220-577-3435	LIGHT, MARKER, CLEARANCE: AMBER, BLACKOUT (USED ON LIGHT ASSEMBLY, PART NO. 46213 ONLY) MS35424-1 (96906)		EA	4										
XI	6220-726-1916	LIGHT, MARKER, CLEARANCE: RED (USED ON LIGHT ASSEMBLY, PART NO. 46210 ONLY) MS35423-2 (96906)		EA	7										
XI	6220-727-3288	LIGHT, MARKER, CLEARANCE: RED, BLACKOUT (USED ON LIGHT ASSEMBLY, PART NO. 46211 ONLY) MS35424-2 (96906)		EA	4										
PO	5305-285-1243	SCREW, MACHINE: DOOR MOUNTING 5941090 (19207)		EA	2	*	*	*	*	*	*	3	*	6	3
P20	6220-752-6516	DOOR: CLEARANCE LIGHT 7526516 (19207)		EA	1	*	*	*	*	*	*	5	5	6	4
P20	5310-596-8169	NUT, PUSH ON: LENS MOUNTING 7526796 (19207)		EA	2	*	*	*	*	*	*	4	4	6	5
PO	6220-752-5993	LENS, CLEARANCE LIGHT: RED, BLACKOUT (USED ON LIGHT ASSEMBLY, PART NO. 46211 ONLY) 7525993 (19207)		EA	1	*	1	1	*	1	1	12	25	6	6



SMR CODE	FEDERAL STOCK NUMBER	DESCRIPTION REF NUMBER & MFR CODE	USABLE ON CODE	UNIT OF MEAS	QTY INC IN UNIT	30-DAY DS MAINT ALLOWANCE			30-DAY GS MAINT ALLOWANCE			1-YR ALWPER 100 EQUIP CNTGCTY	DEPOT MAINT ALWPER 100 EQUIP	ILLUSTRATION	
						1-20	21-50	51-100	1-20	21-50	51-100			FIGURE NO.	ITEM NO.
PO	6220-299-7426	LENS, CLEARANCE LIGHT: RED (USED ON LIGHT ASSEMBLY, PART NO. 46210 ONLY) 7525995 (19207)		EA	1	1	1	2	1	1	2	24	50	6	6
X1	6620-556-7798	FILTER ASSEMBLY: BLACKOUT CLEARANCE LIGHT, AMBER (USED ON LIGHT ASSEMBLY, PART NO. 46213 ONLY) 7525992 (19207)		EA	1									6	6
PO	6220-299-7425	LENS, CLEARANCE LIGHT: AMBER (USED ON LIGHT ASSEMBLY, PART NO. 46212 ONLY) 7525994 (19207)		EA	1	*	1	1	*	1	1	12	25	6	6
PO	6240-019-0877	LAMP, INCANDESCENT: CLEARANCE LIGHT MS15570-1251 (96906)		EA	1	REF	REF	REF	REF	REF	REF	REF	REF	6	7
PO	5305-984-4984	SCREW, MACHINE: MOUNTING, GROMMET AND WIRE ASSEMBLY MS35206-227 (96906)		EA	1	*	*	*	*	*	*	1	*	6	8
PO	5310-082-1404	WASHER, FLAT: MOUNTING, GROMMET AND WIRE ASSEMBLY MS27183-6 (96906)		EA	1	*	*	*	*	*	*	3	*	6	9
P20	1450-772-0780	GROMMET AND WIRE ASSEMBLY: CLEARANCE LIGHT 5939837 (19207)		EA	1	*	*	*	*	*	*	4	4	6	10
X1	6250-371-4018	PLATE, MOUNTING: CLEARANCE LIGHT 7526515 (19207)		EA	1									6	11
P20	5330-353-0959	FELT, MECHANICAL PERFORMED: PLATE MOUNTING 7526509 (19207)		EA	1	*	*	*	*	*	*	4	4	6	12
P20	5310-833-8567	WASHER, SLOTTED: CLEARANCE LIGHT 8338567 (19207)		EA	1	REF	REF	REF	REF	REF	REF	REF	REF	6	13
PO	5935-572-9180	SHELL, ELECTRICAL: CLEARANCE LIGHT 8338566 (19207)		EA	1	REF	REF	REF	REF	REF	REF	REF	REF	6	14

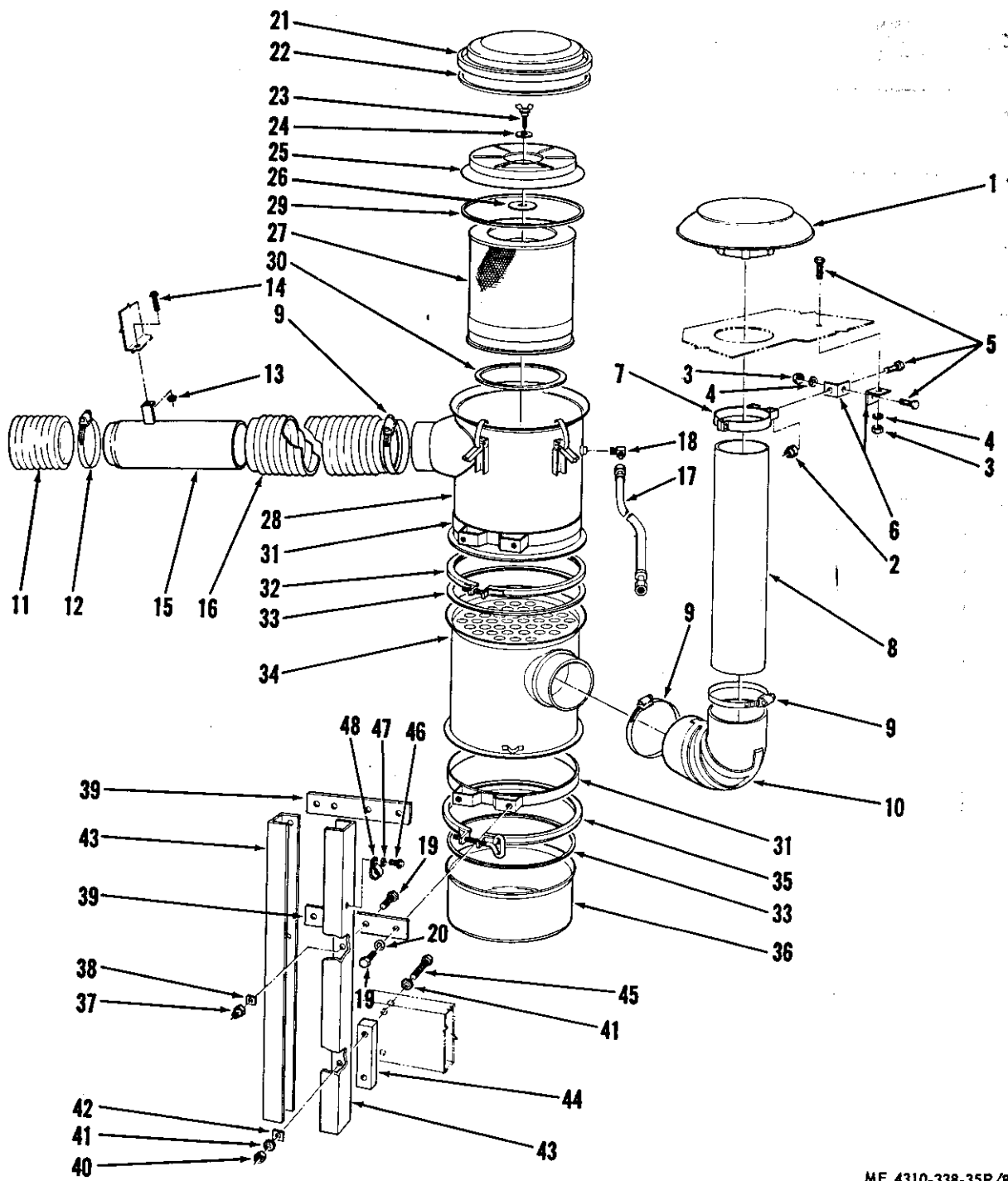


ME 4310-338-35P/7

Figure 7. Blackout stoplight group.

SMR CODE	FEDERAL STOCK NUMBER	DESCRIPTION REF NUMBER & MFR CODE	USABLE ON CODE	UNIT OF MEAS	QTY INC IN UNIT	30-DAY DS MAINT ALLOWANCE			30-DAY GS MAINT ALLOWANCE			1-YR ALWPER 100 EQUIP CNTGCTY	DEPOT MAINT ALWPER 100 EQUIP	ILLUSTRATION		
						1-20	21-50	51-100	1-20	21-50	51-100			FIGURE NO.	ITEM NO.	
		GROUP 07 - BLACKOUT STOPLIGHT GROUP														
PO	5310-706-0785	NUT, SELF LOCKING: MOUNTING BRACKET 1/4-20 THD SIZE 21FA420 (56878)		EA	2	REF	REF	REF	REF	REF	REF	REF	REF	7	1	
PO	5305-225-3839	SCREW, CAP, HEXAGON HEAD: MOUNTING BRACKET 1/4-20 THD SIZE, 1 IN. LG MS90725-B (96906)		EA	2	REF	REF	REF	REF	REF	REF	REF	REF	7	2	
X1		BRACKET, MOUNTING: BLACKOUT STOPLIGHT 61603 (16004)		EA	1									7	3	
PO	5305-050-9229	SCREW, MACHINE: ROUND HEAD SLOTTED, STOPLIGHT MOUNTING, NO. 10-24 THD SIZE, 1/2 IN. LG MS51957-63 (96906)		EA	1	*	*	*	*	*	*	1	*	7	4	
PO	5305-225-8496	SCREW, CAP, HEXAGON HEAD: STOPLIGHT MOUNTING, 5/16-18 THD SIZE, 5/8 IN. LG MS90725-31 (96906)		EA	1	*	*	*	*	*	*	1	*	7	5	
PO	5310-407-9566	WASHER, LOCK, SPLIT: STOPLIGHT MOUNTING, 5/16 IN. SIZE MS35338-45 (96906)		EA	1	*	*	*	*	*	*	2	*	7	6	
PO	6220-846-9745	STOPLIGHT ASSEMBLY: BLACKOUT 8741645 (19207)		EA	1	*	*	1	*	*	1	6	12			
X20	5305-764-0070	SCREW, MACHINE: MOUNTING, DOOR ASSEMBLY MS51959-46 (96906)		EA	2									7	7	
P20	6220-775-2384	DOOR AND LENS ASSEMBLY: BLACKOUT STOPLIGHT 8741646 (19207)		EA	1	*	*	*	*	*	*	2	2			
X1	6220-771-6565	PLATE, CLAMP: DOOR ASSEMBLY 7716565 (19207)		EA	1									7	8	
X1		FILTER, MARKER LAMP: DOOR ASSEMBLY 8747995 (19207)		EA	1									7	9	
PO	6220-771-6580	LENS, MARKER LAMP: DOOR ASSEMBLY 7716580 (19207)		EA	1	*	*	1	*	*	1	6	12	7	10	
P20	5330-771-6570	SEAL, RUBBER ROUND: DOOR ASSEMBLY 7716570 (19207)		EA	1	*	*	*	*	*	*	2	2	7	11	
X1	6220-089-8364	DOOR, MARKER LAMP: DOOR ASSEMBLY 8694461 (19207)		EA	1									7	12	
PO	6220-678-9047	GASKET: DOOR ASSEMBLY 8694464 (19207)		EA	1	*	1	1	*	1	1	12	50	7	13	
PO	6240-019-0877	LAMP, INCANDESCENT: STOPLIGHT, TAILLIGHT MS15570-1251 (96906)		EA	1	REF	REF	REF	REF	REF	REF	REF	REF	7	14	
PO	5305-633-0785	SCREW, MACHINE: STOPLIGHT, TAILLIGHT 8335233 (19207)		EA	2	*	*	*	*	*	*	1	*	7	15	

SMR CODE	FEDERAL STOCK NUMBER	DESCRIPTION REF NUMBER & MFR CODE	USABLE ON CODE	UNIT OF MEAS	QTY INC IN UNIT	30-DAY DS MAINT ALLOWANCE			30-DAY GS MAINT ALLOWANCE			1-YR AL WPER 100 EQUIP CNTGCTY	DEPOT MAINT AL WPER 100 EQUIP	ILLUSTRATION	
						1-20	21-50	51-100	1-20	21-50	51-100			FIGURE NO.	ITEM NO.
P20		ISOLATOR: STOPLIGHT, TAILLIGHT 7064900 (19207)		EA	2	*	*	*	*	*	*	2	2	7	16
P20	6220-741-5451	SOCKET AND WIRE ASSEMBLY: STOPLIGHT, TAILLIGHT 8741651 (19207)		EA	1	*	*	*	*	*	*	2	2	7	17
X20		NUT, SPEED: STOPLIGHT, TAILLIGHT 8687084 (19207)		EA	1									7	18
X1	5940-867-5245	TERMINAL: STOPLIGHT, TAILLIGHT 8386477 (19207)		EA	1									7	19
PO	5330-781-9862 5313	WASHER, NONMETALLIC: STOPLIGHT, TAILLIGHT 8386476 (19207)		EA	1	*	*	*	*	*	*	1	*	7	20
PO	5330-781-9861	WASHER, NONMETALLIC: STOPLIGHT, TAILLIGHT 8386475 (19207)		EA	1	*	*	*	*	*	*	1	*	7	21
X1	5935-987-1079	SHELL: STOPLIGHT, TAILLIGHT 7982399 (19207)		EA	1									7	22
X1		BODY: STOPLIGHT, TAILLIGHT 8741650 (19207)		EA	1									7	23



ME 4310-338-35P/8

Figure 8. Engine air cleaner group.

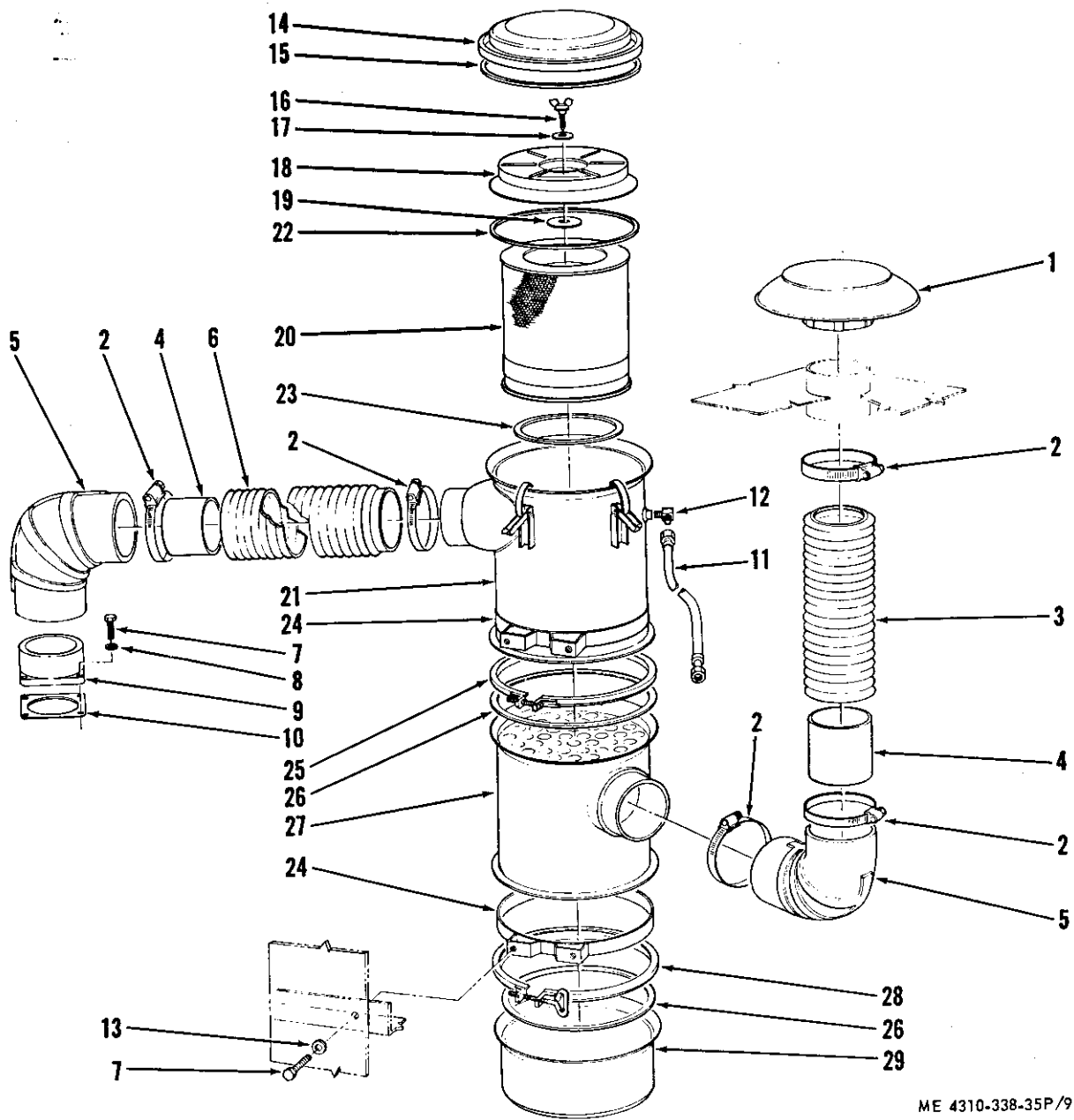
SMR CODE	FEDERAL STOCK NUMBER	DESCRIPTION REF NUMBER & MFR CODE	USABLE ON CODE	UNIT OF MEAS	QTY INC IN UNIT	30-DAY DS MAINT ALLOWANCE			30-DAY GS MAINT ALLOWANCE			1-YR ALWPER 100 EQUIP CNTGCTY	DEPOT MAINT ALWPER 100 EQUIP	ILLUSTRATION		
						1-20	21-50	51-100	1-20	21-50	51-100			FIGURE NO.	ITEM NO.	
		GROUP 08 - ENGINE AIR CLEANER GROUP														
PO	2945-478-9968	CAP, RAIN, AIR CLEANER: ENGINE GAH00-0164 (18265)		EA	1	*	*	*	*	*	*	5	5	8	1	
PO	5310-462-4651	NUT, SELF LOCKING: BRACKET, TUBE MOUNTING BAND 5/16-18 THD SIZE 21FAF518 (56878)		EA	2	*	*	1	*	*	1	2	*	8	2	
PO	5310-880-7744	NUT, PLAIN, HEXAGON: BRACKET, TUBE MOUNTING BAND 5/16-18 THD SIZE M551967-5 (96906)		EA	4	REF	REF	REF	REF	REF	REF	REF	REF	8	3	
PO	5310-407-9566	WASHER, LOCK, SPLIT: BRACKET, TUBE MOUNTING BAND 5/16 IN. SIZE MS359338-45 (96906)		EA	4	REF	REF	REF	REF	REF	REF	REF	REF	8	4	
PO	5306-225-8499 5325	SCREW, CAP, HEXAGON HEAD: BRACKET, TUBE MOUNTING BAND 5/16-18 THD SIZE, 1 IN. LG MS90725-34 (96906)		EA	6	*	*	1	*	*	1	4	*	8	5	
X20		BRACKET: TUBE MOUNTING BAND 62065 (16004)		EA	4									8	6	
P20	2940-322-0096	BAND, AIR CLEANER: ENGINE AIR CLEANER P2351 (18265)		EA	1	*	*	*	*	*	*	2	2	8	7	
X20		TUBE, AIR INTAKE: ENGINE AIR CLEANER 61537 (16004)		EA	1									8	8	
PO		CLAMP, HOSE: ENGINE AIR CLEANER M96H (08484)		EA	4	*	1	1	*	1	1	12	25	8	9	
PO	4723-445-6212	ELBOW, INTAKE: ENGINE AIR CLEANER, 6 IN. INSIDE DIA, 5 IN. RADIUS P10-5535 (18265)		EA	1	*	1	1	*	1	1	12	30	8	10	
PO		HOSE, SHORT: ENGINE AIR CLEANER, 6 IN. INSIDE DIA, 6 IN. LG 63SB4663A (24161)		EA	1	*	*	15	*	*	15	45	100	8	11	
PO		CLAMP, HOSE: ENGINE AIR CLEANER M88H (08484)		EA	2	*	1	1	*	1	1	12	50	8	12	
PO	5310-235-6357	NUT, TENSILOCK: ADAPTER, 1/4-20 THD SIZE 60735 (16004)		EA	1	1	2	4	1	2	4	48	*	8	13	
PO	5306-251-5003	SCREW, TENSILOCK: ADAPTER, 1/4-20 THD SIZE, 3/4 IN. LG 60745 (16004)		EA	1	*	*	*	*	*	*	2	*	8	14	
X20		ADAPTER: ENGINE AIR CLEANER 61541 (16004)		EA	1									8	15	
PO		HOSE, INTAKE: ENGINE AIR CLEANER, 6 IN. INSIDE DIA, 26 IN. LG, 1 PLY 63SB4663A (24161)		EA	1	REF	REF	REF	REF	REF	REF	REF	REF	8	16	

SMR CODE	FEDERAL STOCK NUMBER	DESCRIPTION REF NUMBER & MFR CODE	USABLE ON CODE	UNIT OF MEAS	QTY INC IN UNIT	30-DAY DS MAINT ALLOWANCE			30-DAY GS MAINT ALLOWANCE			1-YR ALWPER 100 EQUIP CNTGCCY	DEPOT MAINT ALWPER 100 EQUIP	ILLUSTRATION	
						1-20	21-50	51-100	1-20	21-50	51-100			FIGURE NO.	ITEM NO.
MO		HOSE ASSEMBLY: ENGINE AIR CLEANER TO RESTRICTION INDICATOR 44362 (16004) MANUFACTURE FROM:		EA	1									8	17
PO	4730-278-8829	NUT, TUBE COUPLING: HOSE ASSEMBLY 61X5 (79470)		EA	2	*	*	1	*	*	1	10	15		
PO	4730-278-8764	SLEEVE, COMPRESSION: HOSE ASSEMBLY 41958 (16004)		EA	2	*	1	1	*	1	1	12	50		
PO	4730-102-2702	ADAPTER, STRAIGHT: HOSE ASSEMBLY 10004B-X05 (79470)		EA	2	*	1	2	*	1	2	20	40		
PO		HOSE: HOSE ASSEMBLY, 66 IN. LG H100 (79470)		EA	1	6	*	6	6	*	6	102	170		
PO	4730-289-4911	ELBOW: ENGINE AIR CLEANER, 1/8 NPT TO 5/16 TUBE, 90° 70X5 (79470)		EA	1	*	*	*	*	*	*	1	*	8	18
PO	5305-269-3213	SCREW, CAP, HEXAGON HEAD: MOUNTING, ENGINE AIR CLEANER, 3/8-16 THD SIZE, 1-1/4 IN. LG MS90725-62 (96906)		EA	8	*	1	1	*	1	1	5	*	8	19
PO	5310-637-9541	WASHER, LOCK, SPLIT: MOUNTING, ENGINE AIR CLEANER, 3/8 IN. SIZE MS35338-46 (96906)		EA	4	*	1	1	*	1	1	12	*	8	20
AO		AIR CLEANER KIT: ENGINE KAX00-2164 (18265)		EA	1										
P20		AIR CLEANER ASSEMBLY: ENGINE SBG14-0042 (18265)		EA	1	*	*	*	*	*	*	2	2		
P20	2740-477-9766	COVER ASSEMBLY: ENGINE AIR CLEANER P01-6970 (18265)		EA	1	*	*	*	*	*	*	2	2		
X1		COVER: COVER ASSEMBLY P16971 (18265)		EA	1									8	21
PO	2940-972-5393	PACKING, PREFORMED: COVER ASSEMBLY P16972 (18265)		EA	1	*	*	1	*	*	1	6	12	8	22
X1		MARKING: COVER ASSEMBLY P18405 (18265)		EA	1										
PO	5305-961-6507	THUMB SCREW: ENGINE AIR CLEANER P18464 (18265)		EA	1	*	*	*	*	*	*	5	5	8	23
X1	2940-857-0555	GASKET: BOLT ASSEMBLY P18462 (18265)		EA	1									8	24
X20		COVER ASSEMBLY: ENGINE AIR CLEANER P10-1670 (18265)		EA	1										
X1		COVER: COVER ASSEMBLY P10-0854 (18265)		EA	1									8	25

SMR CODE	FEDERAL STOCK NUMBER	DESCRIPTION REF NUMBER & MFR CODE	USABLE ON CODE	UNIT OF MEAS	QTY INC IN UNIT	30-DAY DS MAINT ALLOWANCE			30-DAY GS MAINT ALLOWANCE			1-YR AL WPER 100 EQUIP CNTGCTY	DEPOT MAINT AL WPER 100 EQUIP	ILLUSTRATION	
						1-20	21-50	51-100	1-20	21-50	51-100			FIGURE NO.	ITEM NO.
PO	2940-857-0558	PACKING, PREFORMED: COVER ASSEMBLY P10-1667 (18265)		EA	1	*	*	1	*	*	1	6	10	8	26
PO	2940-878-0133	ELEMENT ASSEMBLY: ENGINE AIR CLEANER P10-1760 (18265)		EA	1	12	26	25	12	26	25	1200	200	8	27
X1		BODY ASSEMBLY: ENGINE AIR CLEANER P10-2255 (18265)		EA	1									8	28
PO	2940-972-8236	GASKET: BODY ASSEMBLY P10-0859 (18265)		EA	1	*	*	1	*	*	1	6	12	8	29
PO	2940-972-8234	GASKET: BODY ASSEMBLY P18029 (18265)		EA	1	*	*	1	*	*	1	6	12	8	30
X20		BAND ASSEMBLY: MOUNTING, AIR CLEANER 62227 (16004)		EA	2									8	31
P20	5340-199-8041	CLAMP ASSEMBLY: ENGINE AIR CLEANER P10-0861 (18265)		EA	1	*	*	*	*	*	*	2	2	8	32
PO	5330-972-5392	PACKING, PREFORMED: CLAMP ASSEMBLY P01-7335 (18265)		EA	2	*	1	1	*	1	1	12	25	8	33
X1		BODY ASSEMBLY: ENGINE AIR CLEANER P11-4100 (18265)		EA	1									8	34
PO	5340-832-8574	CLAMP ASSEMBLY: ENGINE AIR CLEANER P10-0866 (18265)		EA	1	*	*	1	*	*	1	6	10	8	35
P20	2140-499-9967	CUP ASSEMBLY: ENGINE AIR CLEANER P11-0282 (18265)		EA	1	*	*	*	*	*	*	2	2	8	36
PO	5310-458-2382	NUT, SELF LOCKING: MOUNTING BRACKET, 3/8-16 THD SIZE 21FAF616 (56878)		EA	4	REF	REF	REF	REF	REF	REF	REF	REF	8	37
PO	5310-458-2386	WASHER, BEVEL: MOUNTING BRACKET, 3/8 IN. SIZE 310 (06762)		EA	4	*	*	*	*	*	*	1	*	8	38
X20		BRACKET, MOUNTING: ENGINE AIR CLEANER 61950 (16004)		EA	2									8	39
PO	5310-768-0318	NUT, PLAIN, HEXAGON: SUPPORT, ENGINE AIR CLEANER, 1/2-13 THD SIZE MS51967-14 (96906)		EA	4	*	*	*	*	*	*	4	*	8	40
PO	5310-988-7516	WASHER, LOCK: SUPPORT, ENGINE AIR CLEANER 1/2 IN. SIZE, INTERNAL- EXTERNAL TOOTH 4025-32-00-0541 (78189)		EA	8	*	*	1	*	*	1	6	*	8	41
PO	5310-458-2385	WASHER, BEVEL: SUPPORT, ENGINE AIR CLEANER 1/2 IN. SIZE 320 (06762)		EA	4	*	*	*	*	*	*	1	*	8	42
X20		SUPPORT: ENGINE AIR CLEANER 61535 (16004)		EA	2									8	43



SMR CODE	FEDERAL STOCK NUMBER	DESCRIPTION  REF NUMBER & REF CODE	USABLE ON CODE	UNIT OF MEAS	QTY INC IN UNIT	30-DAY DS MAINT ALLOWANCE			30-DAY GS MAINT ALLOWANCE			1-YR ALWPER 100 EQUIP CNTGCTY	DEPOT MAINT ALWPER 100 EQUIP	ILLUSTRATION	
						1-20	21-50	51-100	1-20	21-50	51-100			FIGURE NO.	ITEM NO.
X20		SPACER: SUPPORT, ENGINE AIR CLEANER 62090 (16004)		EA	2									8	44
PO	5305-071-1778	SCREW, CAP, HEXAGON HEAD: SUPPORT, ENGINE AIR CLEANER 1/2-13 THD SIZE, 4-1/2 IN. LG MS90725-125 (96906)		EA	4	*	*	*	*	*	*	4	*	8	45
PO	<del>5305-138-0324</del>	SCREW, TENSILOCK SUPPORT, ENGINE AIR CLEANER 1/4-20 THD SIZE, 1 IN. LG 62039 (16004)		EA	1	*	*	*	*	*	*	3	*	8	46
PO	5310-809-3078	WASHER, FLAT: SUPPORT, ENGINE AIR CLEANER 1/4 IN. SIZE MS27183-11 (96906)		EA	1	*	*	*	*	*	*	1	*	8	47
P20	5340-413-0070	CLAMP, HOSE: SUPPORT, ENGINE AIR CLEANER 900729-8 (01276)		EA	1	*	*	*	*	*	*	2	2	8	48



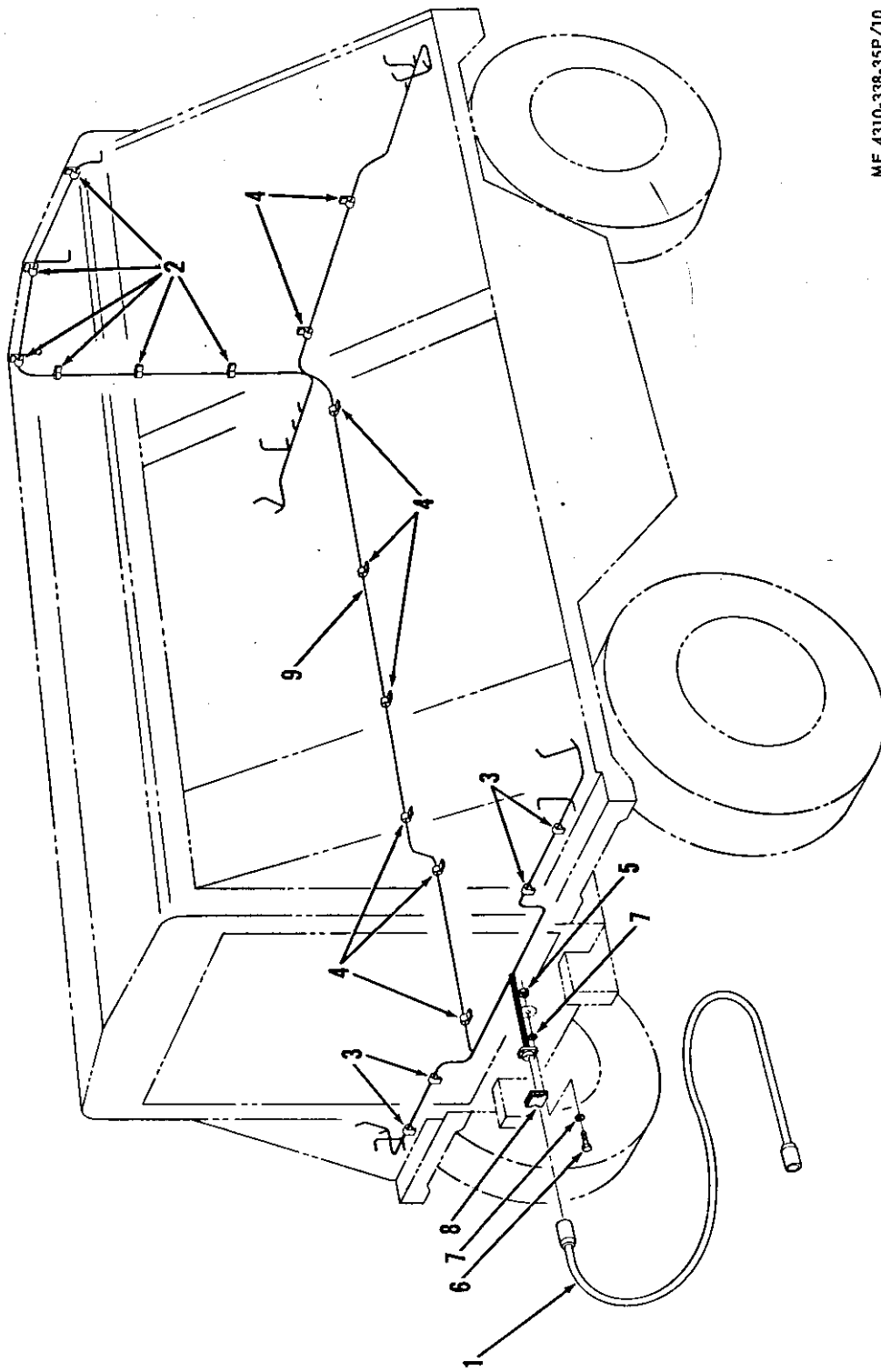
ME 4310-338-35P/9

Figure 9. Air compressor air cleaner group.

SMR CODE	FEDERAL STOCK NUMBER	DESCRIPTION REF NUMBER & MFR CODE	USABLE ON CODE	UNIT OF MEAS	QTY INC IN UNIT	30-DAY DS MAINT ALLOWANCE			30-DAY GS MAINT ALLOWANCE			1-YR ALWPER 100 EQUIP CNTGCV	DEPOT MAINT ALWPER 100 EQUIP	ILLUSTRATION	
						1-20	21-50	51-100	1-20	21-50	51-100			FIGURE NO.	ITEM NO.
PO	2940-477-9228	GROUP 09 - AIR COMPRESSOR AIR CLEANER GROUP CAP, RAIN, AIR CLEANER: AIR COMPRESSOR GAH00-0164 (18265)		EA	1	REF	REF	REF	REF	REF	REF	REF	REF	9	1
PO		CLAMP, HOSE: COMPRESSOR AIR CLEANER M96H (08484)		EA	8	REF	REF	REF	REF	REF	REF	REF	REF	9	2
PO		HOSE, LONG: COMPRESSOR AIR CLEANER 6 IN. INSIDE DIA, 30 IN. LG 63SB4663A (24161)		EA	1	REF	REF	REF	REF	REF	REF	REF	REF	9	3
X20		TUBE, AIR INTAKE: COMPRESSOR AIR CLEANER 62054 (16004)		EA	2									9	4
PO	4770-145-6212	ELBOW, INTAKE: COMPRESSOR AIR CLEANER 6 IN. INSIDE DIA, 5 IN. RADIUS P10-5535 (18265)		EA	2	REF	REF	REF	REF	REF	REF	REF	REF	9	5
PO		HOSE, LONG: COMPRESSOR AIR CLEANER 6 IN. INSIDE DIA, 26 IN. LG 63SB4663A (24161)		EA	1	REF	REF	REF	REF	REF	REF	REF	REF	9	6
PO	5305-269-3213	SCREW, CAP, HEXAGON HEAD: ADAPTER, COMPRESSOR AIR INTAKE, 3/8-16 THD SIZE, 1-1/4 IN. LG MS90725-62 (96906)		EA	8	REF	REF	REF	REF	REF	REF	REF	REF	9	7
PO	5310-061-1258	WASHER, LOCK: ADAPTER, COMPRESSOR AIR INTAKE, 3/8 IN. SIZE INTERNAL-EXTERNAL TOOTH MS45904-76 (96906)		EA	4	REF	REF	REF	REF	REF	REF	REF	REF	9	8
X20		ADAPTER: COMPRESSOR AIR INTAKE 61538 (16004)		EA	1									9	9
PO		GASKET, ADAPTER: COMPRESSOR AIR INTAKE 49195 (16004)		EA	1	*	1	1	*	1	1	12	24	9	10
MO		HOSE ASSEMBLY: COMPRESSOR AIR CLEANER TO RESTRICTION INDICATOR 62082 (16004) MANUFACTURE FROM:		EA	1									9	11
PO	4730-278-8829	NUT, TUBE COUPLING: HOSE ASSEMBLY 61X5 (79470)		EA	2	REF	REF	REF	REF	REF	REF	REF	REF		
PO	4730-278-8764	SLEEVE, COMPRESSION: HOSE ASSEMBLY 41958 (16004)		EA	2	REF	REF	REF	REF	REF	REF	REF	REF		
PO	4730-102-2702	ADAPTER, STRAIGHT: HOSE ASSEMBLY 10004B-X05 (79470)		EA	2	REF	REF	REF	REF	REF	REF	REF	REF		
PO		HOSE: HOSE ASSEMBLY, 78 IN. LG H100 (79470)		EA	REF	REF	REF	REF	REF	REF	REF	REF	REF		
PO	4730-289-4911	ELBOW: COMPRESSOR AIR CLEANER 1/8 NPT TO 5/16 TUBE, 90° 70X5 (79470)		EA	1	REF	REF	REF	REF	REF	REF	REF	REF	9	12

SMR CODE	FEDERAL STOCK NUMBER	DESCRIPTION REF. NUMBER & MFR CODE	USABLE ON CODE	UNIT OF MEAS	QTY INC IN UNIT	30-DAY DS MAINT ALLOWANCE			30-DAY GS MAINT ALLOWANCE			1-YR ALWPER 100 EQUIP CNTGCT	DEPOT MAINT ALWPER 100 EQUIP	ILLUSTRATION	
						1-20	21-50	51-100	1-20	21-50	51-100			FIGURE NO.	ITEM NO.
PO	5310-637-9541	WASHER, LOCK, SPLIT: MOUNTING, COMPRESSOR AIR CLEANER 3/8 IN. SIZE MS35338-46 (96906)		EA	4	REF	REF	REF	REF	REF	REF	REF	REF	9	13
AO		AIR CLEANER KIT: AIR COMPRESSOR KAX00-2164 (18265)		EA	1										
P20		AIR CLEANER ASSEMBLY: AIR COMPRESSOR SBG14-0042 (18265)		EA	1	REF	REF	REF	REF	REF	REF	REF	REF		
P20		COVER ASSEMBLY: COMPRESSOR AIR CLEANER P01-6970 (18265)		EA	1	REF	REF	REF	REF	REF	REF	REF	REF		
X1		COVER: COVER ASSEMBLY P16971 (18265)		EA	1									9	14
PO	2940-972-5393	PACKING, PREFORMED: COVER ASSEMBLY P16972 (18265)		EA	1	REF	REF	REF	REF	REF	REF	REF	REF	9	15
X1		MARKING: COVER ASSEMBLY P18405 (18265)		EA	1										
PO	5305-961-6507	THUMB SCREW: COMPRESSOR AIR CLEANER P18464 (18265)		EA	1	REF	REF	REF	REF	REF	REF	REF	REF	9	16
X1	2940-857-0555	GASKET: BOLT ASSEMBLY P18462 (18265)		EA	1									9	17
X20		COVER ASSEMBLY: COMPRESSOR AIR CLEANER P10-1670 (18265)		EA	1										
X1		COVER: COVER ASSEMBLY P10-0854 (18265)		EA	1									9	18
PO	2940-857-0558	PACKING, PREFORMED: COVER ASSEMBLY P10-1667 (18265)		EA	1	REF	REF	REF	REF	REF	REF	REF	REF	9	19
PO	2940-878-0133	ELEMENT ASSEMBLY: COMPRESSOR AIR CLEANER P10-1760 (18265)		EA	1	REF	REF	REF	REF	REF	REF	REF	REF	9	20
X1		BODY ASSEMBLY: COMPRESSOR AIR CLEANER P10-2255 (18265)		EA	1									9	21
PO	2940-972-8236	GASKET: BODY ASSEMBLY P10-0859 (18265)		EA	1	REF	REF	REF	REF	REF	REF	REF	REF	9	22
PO	2940-972-8234	GASKET: BODY ASSEMBLY P18029 (18265)		EA	1	REF	REF	REF	REF	REF	REF	REF	REF	9	23
X20		BAND ASSEMBLY: MOUNTING, AIR CLEANER 62227 (16004)		EA	2									9	24
P20		CLAMP ASSEMBLY: COMPRESSOR AIR CLEANER P10-0861 (18265)		EA	1	REF	REF	REF	REF	REF	REF	REF	REF	9	25
PO	5330-972-5392	PACKING, PREFORMED: CLAMP ASSEMBLY P01-7335 (18265)		EA	2	REF	REF	REF	REF	REF	REF	REF	REF	9	26

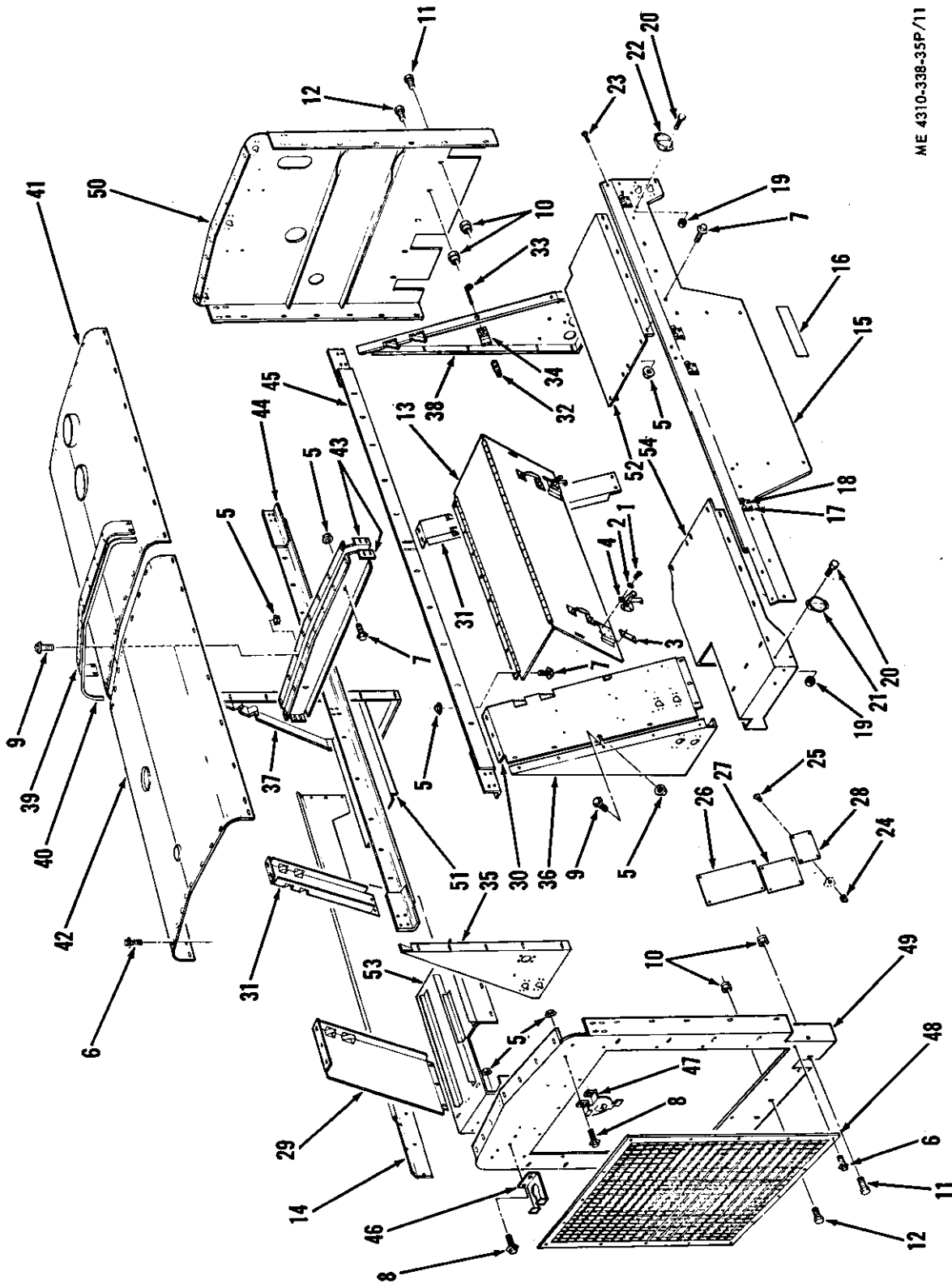
SMR CODE	FEDERAL STOCK NUMBER	DESCRIPTION REF NUMBER & MFR CODE	USABLE ON CODE	UNIT OF MEAS	QTY INC IN UNIT	30-DAY DS MAINT ALLOWANCE			30-DAY GS MAINT ALLOWANCE			1-YR ALWPER 100 EQUIP CNTGCTY	DEPOT MAINT ALWPER 100 EQUIP	ILLUSTRATION	
						1-20	21-50	51-100	1-20	21-50	51-100			FIGURE NO.	ITEM NO.
X1	5340-832-8574	BODY ASSEMBLY: COMPRESSOR AIR CLEANER P11-4100 (18265)		EA	1	REF	REF	REF	REF	REF	REF	REF	REF	9	27
P0		CLAMP ASSEMBLY: COMPRESSOR AIR CLEANER P10-0866 (18265)		EA	1	REF	REF	REF	REF	REF	REF	REF	REF	9	28
P20		CUP ASSEMBLY: COMPRESSOR AIR CLEANER P11-0282 (18265)		EA	1	REF	REF	REF	REF	REF	REF	REF	REF	9	29



ME 4310-338-35P/10

Figure 10. Wiring harness group.

SMR CODE	FEDERAL STOCK NUMBER	DESCRIPTION REF NUMBER & MFR CODE	USABLE ON CODE	UNIT OF MEAS	QTY INC IN UNIT	30-DAY DS MAINT ALLOWANCE			30-DAY GS MAINT ALLOWANCE			1-YR AL WPER 100 EQUIP CNTGCTY	DEPOT MAINT AL WPER 100 EQUIP	ILLUSTRATION	
						1-20	21-50	51-100	1-20	21-50	51-100			FIGURE NO.	ITEM NO.
PO	2590-038-3914	GROUP 10 - WIRING HARNESS GROUP CABLE ASSEMBLY: INTERVEHICULAR 7728811 (19207) MANUFACTURE FROM:		EA	1	*	*	1	*	*	1	6	12	10	1
PO	5935-059-2841	CONNECTOR, ELECTRICAL, MALE: CABLE ASSEMBLY MS75020-1 (96906)		EA	1	*	*	*	*	*	*	4	4		
X1	2590-446-3159	BODY ASSEMBLY: MALE CONNECTOR 8724316 (19207)		EA	1										
X1		INSERT: MALE CONNECTOR 8701274 (19207)		EA	1										
X1	5935-485-8955	CONTACT: MALE CONNECTOR 7716521 (19207)		EA	12										
PO	5935-914-0822	CONNECTOR, ELECTRICAL, PLUG: CABLE ASSEMBLY MS75020-2 (96906)		EA	1	*	*	*	*	*	*	4	4		
X1	2590-446-3159	BODY ASSEMBLY: FEMALE CONNECTOR 8724316 (19207)		EA	1										
X1		INSERT: FEMALE CONNECTOR 8701275 (19207)		EA	1										
X1	5935-485-8954	CONTACT: FEMALE CONNECTOR 7716520 (19207)		EA	12										
PO	6145-705-6686	WIRE, ELECTRICAL: CABLE ASSEMBLY, No. 14, 98 IN. LG 7056686 (19207)		EA	1	*	*	9	*	*	9	27	54		
X20	5340-282-7519	CLIP, TUBING: WIRING HARNESS, 3/16 IN. SIZE MS21333-34 (96906)		EA	6									10	2
X20		CLAMP, PLASTIC, WIRE: WIRING HARNESS, 3/8 IN. SIZE N6B (06915)		EA	4									10	3
P20		CLAMP, HOSE, PLASTIC COATED: WIRING HARNESS 900729-01 (01276)		EA	8	REF	REF	REF	REF	REF	REF	REF	REF	10	4
PO	5310-761-6882	NUT, PLAIN, HEXAGON: WIRING HARNESS, 1/4-20 THD SIZE MS51967-2 (96906)		EA	4	REF	REF	REF	REF	REF	REF	REF	REF	10	5
PO	5305-071-2241	SCREW, CAP, HEXAGON HEAD: WIRING HARNESS, 1/4-20 THD SIZE, 1 IN. LG MS90725-10 (96906)		EA	4	*	*	*	*	*	*	2	*	10	6
PO	5310-637-9575	WASHER, LOCK: WIRING HARNESS, 1/4 IN. SIZE, INTERNAL-EXTERNAL TOOTH 4014-20-00 (78189)		EA	8	*	*	*	*	*	*	1	*	10	7
X20	5935-773-1428	COVER, CONNECTOR: WIRING HARNESS 7731428 (19207)		EA	1									10	8
PF	2590-137-4292	HARNESS, WIRING: UNIT LIGHTING SYSTEM 61605 (16004)		EA	1	*	*	*	*	*	*	3	6	10	9



ME 4310-338-35P/11

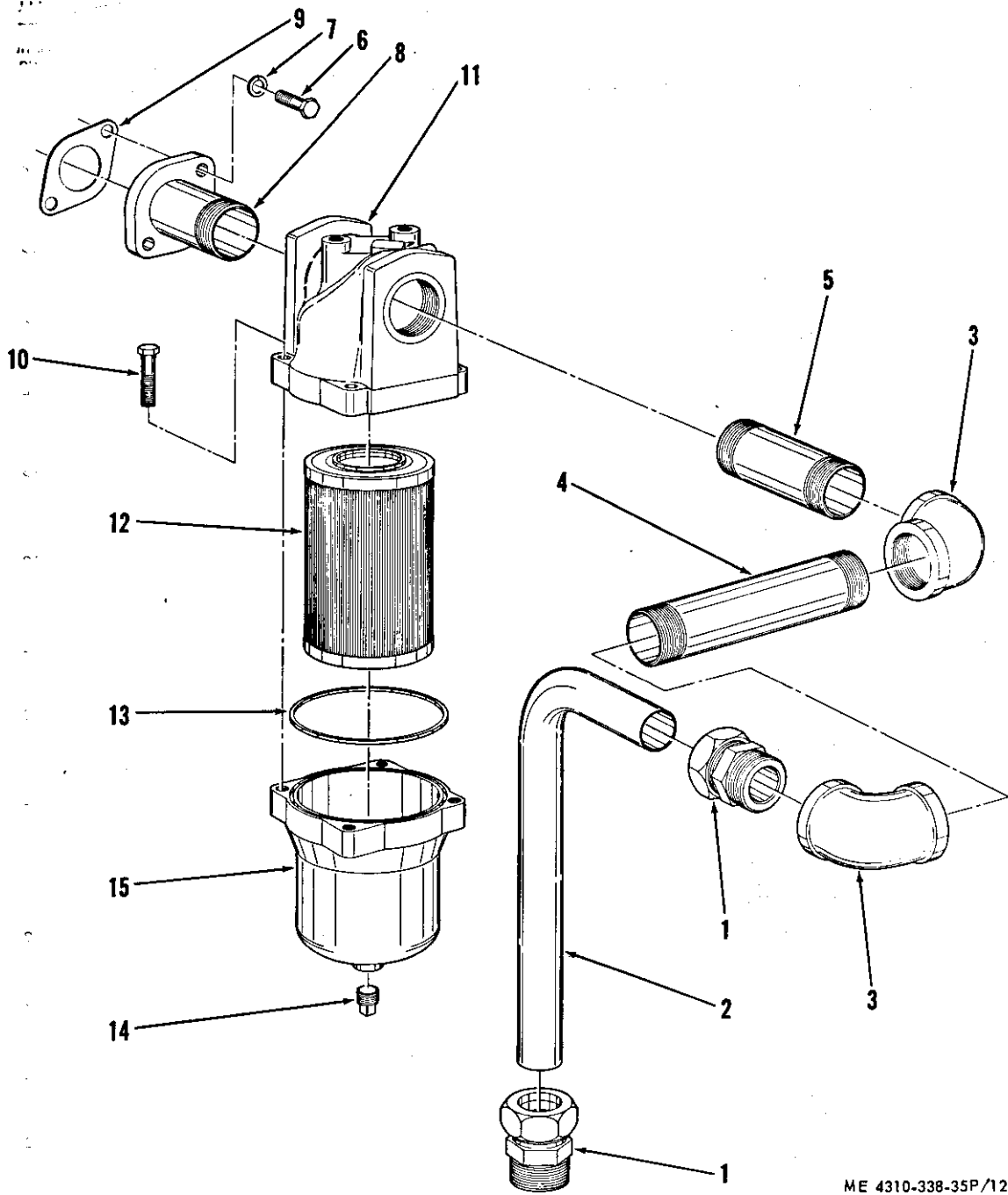
Figure 11. Housing group.



SMR CODE	FEDERAL STOCK NUMBER	DESCRIPTION REF NUMBER & MFR CODE	USABLE ON CODE	UNIT OF MEAS	QTY INC IN UNIT	30-DAY DS MAINT ALLOWANCE			30-DAY GS MAINT ALLOWANCE			1-YR ALWPER 100 EQUIP CNTGCTY	DEPOT MAINT ALWPER 100 EQUIP	ILLUSTRATION		
						1-20	21-50	51-100	1-20	21-50	51-100			FIGURE NO.	ITEM NO.	
		GROUP 11 - HOUSING GROUP														
PO	5305-889-2999	SCREW, MACHINE: HOOK TYPE CLAMP, No. 4-40 THD SIZE, 1/2 IN. LG PAN HD MS35206-217 (96906)		EA	32	*	*	*	*	*	*	5	*	11	1	
PO	5310-543-2410	WASHER, LOCK, SPLIT: HOOK TYPE CLAMP, No. 4 IN. SIZE MS35338-40 (96906)		EA	32	*	*	*	*	*	*	5	*	11	2	
X20		PLATE, NUT: HOOK TYPE CLAMP 60725 (16004)		EA	16									11	3	
X20		CLAMP: HOOK TYPE 7969299 (19207)		EA	8									11	4	
PO	5310-235-6357	NUT, TENSILOCK: HOUSING GROUP, 1/4-20 THD SIZE 60735 (16004)		EA	279	REF	REF	REF	REF	REF	REF	REF	REF	11	5	
PO	5306-436-7470	SCREW, TENSILOCK: HOUSING GROUP, 1/4-20 THD SIZE 1/2 IN. LG 60737 (16004)		EA	238	*	*	*	*	*	*	5	*	11	6	
PO		SCREW, TENSILOCK: HOUSING GROUP, 1/4-20 THD SIZE 5/8 IN. LG 60738 (16004)		EA	69	*	1	1	*	1	1	12	*	11	7	
PO	5306-251-5003	SCREW, TENSILOCK: HOUSING GROUP, 1/4-20 THD SIZE 3/4 IN. LG 60745 (16004)		EA	6	REF	REF	REF	REF	REF	REF	REF	REF	11	8	
PO	<del>5305-738-0334</del>	SCREW, TENSILOCK: HOUSING GROUP, 1/4-20 THD SIZE 1 IN. LG 62039 (16004)		EA	16	REF	REF	REF	REF	REF	REF	REF	REF	11	9	
PO	5310-458-2382	NUT, SELF LOCKING HOUSING GROUP, 3/8-16 THD SIZE 21FAF616 (56878)		EA	11	REF	REF	REF	REF	REF	REF	REF	REF	11	10	
PO	5305-269-3211	SCREW, CAP, HEXAGON HEAD: HOUSING GROUP, 3/8-16 THD SIZE 1 IN. LG MS90725-60 (96906)		EA	4	*	*	*	*	*	*	1	*	11	11	
PO	5305-269-3209	SCREW, CAP, HEXAGON HEAD: HOUSING GROUP, 3/8-16 THD SIZE 3/4 IN. LG MS90725-58 (96906)		EA	7	REF	REF	REF	REF	REF	REF	REF	REF	11	12	
X20		DOOR: HOUSING GROUP 61443 (16004)		EA	4									11	13	
X2F		PANEL, RIGHT SIDE: HOUSING GROUP 61513 (16004)		EA	1									11	14	
X2F		PANEL, LEFT SIDE: HOUSING GROUP 61514 (16004)		EA	1									11	15	
X20		DECAL: GROSS WEIGHT 62231 (16004)		EA	2									11	16	
X20		STRIKE, CLAMP: HOUSING GROUP DH40 (06004)		EA	8									11	17	

SMR CODE	FEDERAL STOCK NUMBER	DESCRIPTION REF NUMBER & MFR CODE	USABLE ON CODE	UNIT OF MEAS	QTY INC IN UNIT	30-DAY DS MAINT ALLOWANCE			30-DAY GS MAINT ALLOWANCE			1-YR AL WPER 100 EQUIP CNTGCT	DEPOT MAINT AL WPER 100 EQUIP	ILLUSTRATION	
						1-20	21-50	51-100	1-20	21-50	51-100			FIGURE NO.	ITEM NO.
P20	5320-493-4101	RIVET, POP: STRIKE CLAMP AD64ABS (07707)		EA	16	*	*	*	*	*	*	5	5	11	18
PO	5310-761-6882	NUT, SELF LOCKING: REFLECTORS, 1/4-20 THD SIZE MS51967-2 (96906)		EA	12	REF	REF	REF	REF	REF	REF	REF	REF	11	19
PO	5305-068-0501	SCREW, CAP, HEXAGON HEAD: REFLECTORS, 1/4-20 THD SIZE 5/8 IN. LG MS90725-5 (96906)		EA	12	*	*	*	*	*	*	*	*	11	20
PO	9905-202-3639	REFLECTOR, AMBER: HOUSING GROUP MS35387-2 (96906)		EA	4	1	1	3	1	1	3	30	50	11	21
PO	9905-205-2795	REFLECTOR, RED: HOUSING GROUP MS35387-1 (96906)		EA	4	1	1	3	1	1	3	30	50	11	22
PO	5305-958-5246	SCREW, MACHINE: HOUSING GROUP, FLAT COUNTER- SUNK, SLOTTED HEAD, 1/4-20 THD SIZE, 3/4 IN. LG MS35190-289 (96906)		EA	2	REF	REF	REF	REF	REF	REF	REF	REF	11	23
PO	5310-905-8451	NUT, SELF LOCKING: NAMEPLATES, No. 6-32 MS21083-N06 (96906)		EA	20	*	*	*	*	*	*	2	*	11	24
PO	5305-582-5808	SCREW, MACHINE: NAMEPLATES, No. 6-32 THD SIZE 3/8 IN. LG MS35265-31 (96906)		EA	20	*	*	*	*	*	*	2	*	11	25
X2F		PLATE, NAME: TRANSPORTATION DATA 61622 (16004)		EA	1									11	26
X20		PLATE, NAME: INSTRUCTION 61621 (16004)		EA	1									11	27
X20		PLATE, NAME: IDENTIFICATION 61620 (16004)		EA	1									11	28
X2F		SUPPORT, DOOR, RIGHT: HOUSING GROUP 61516 (16004)		EA	1									11	29
X2F		SUPPORT, DOOR, LEFT: HOUSING GROUP 61515 (16004)		EA	1									11	30
X2F		SUPPORT, DOOR, MIDDLE: HOUSING GROUP 61441 (16004)		EA	2									11	31
P20	4310-942-1358	SPRING, LATCH: DOOR, HOUSING GROUP 27329 (16004)		EA	8	*	*	*	*	*	*	4	4	11	32
X20		EYE, LATCH: DOOR, HOUSING GROUP 27327 (16004)		EA	8									11	33
X20		BRACKET, LATCH: DOOR, HOUSING GROUP 27328 (16004)		EA	8									11	34
X2F		PANEL, END, RIGHT FRONT: HOUSING GROUP 61434 (16004)		EA	1									11	35
X2F		PANEL, END, LEFT FRONT: HOUSING GROUP 61435 (16004)		EA	1									11	36

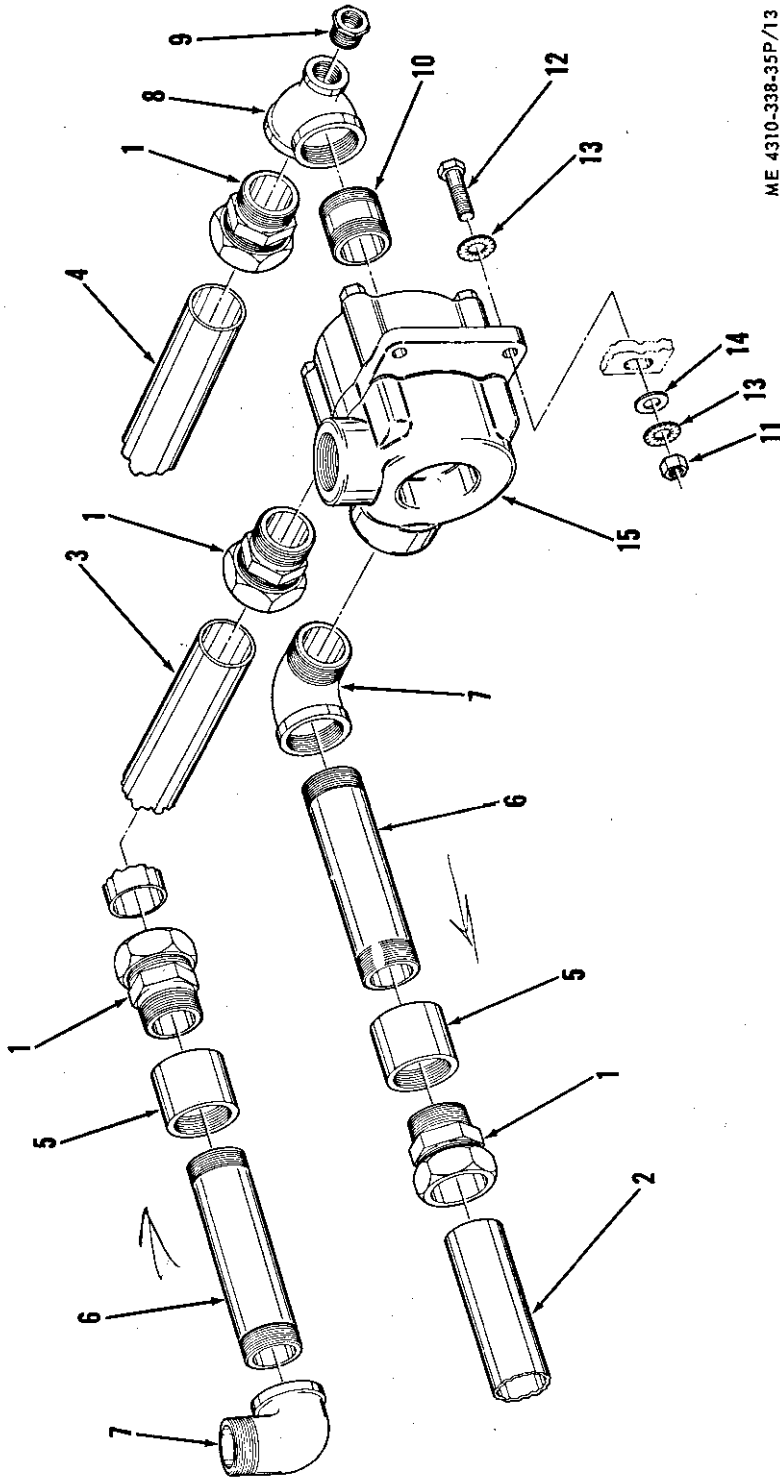
SMR CODE	FEDERAL STOCK NUMBER	DESCRIPTION REF NUMBER & MFR CODE	USABLE ON CODE	UNIT OF MEAS	QTY INC IN UNIT	30-DAY DS MAINT ALLOWANCE			30-DAY GS MAINT ALLOWANCE			1-YR ALWPER 100 EQUIP CNTGCTY	DEPOT MAINT ALWPER 100 EQUIP	ILLUSTRATION	
						1-20	21-50	51-100	1-20	21-50	51-100			FIGURE NO.	ITEM NO.
X2F		PANEL, END, RIGHT REAR: HOUSING GROUP 61437 (16004)		EA	1									11	37
X2F		PANEL, END, LEFT REAR: HOUSING GROUP 61436 (16004)		EA	1									11	38
X20		STRIP, ROOF JOINT: HOUSING GROUP 62386 (16004)		EA	1									11	39
P20	533-137-8004	SPONGE STRIP, ROOF JOINT: HOUSING GROUP 62385 (16004)		EA	1	*	*	*	*	*	*	2	2	11	40
X20		ROOF, REAR: HOUSING GROUP 61521 (16004)		EA	1									11	41
X20		ROOF, FRONT: HOUSING GROUP 61442 (16004)		EA	1									11	42
X2F		BULKHEAD, ROOF: HOUSING GROUP 49186 (16004)		EA	2									11	43
X2F		RAIL, RIGHT: HOUSING GROUP 61520 (16004)		EA	1									11	44
X2F		RAIL, LEFT: HOUSING GROUP 61519 (16004)		EA	1									11	45
X20		HANGER, CABLE: HOUSING GROUP 62092 (16004)		EA	1									11	46
P20	4730-773-9490	HANGER, DUMMY COUPLER: HOUSING GROUP 7409870 (19207)		EA	2	*	*	*	*	*	*	4	4	11	47
X20		GRILL, RADIATOR: HOUSING GROUP 49168 (16004)		EA	1									11	48
X2F		SUPPORT, ROOF, FRONT: HOUSING GROUP 61424 (16004)		EA	1									11	49
X2F		SUPPORT, ROOF, REAR: HOUSING GROUP 61440 (16004)		EA	1									11	50
X2F		TRAY, RIGHT REAR: HOUSING GROUP 61501 (16004)		EA	1									11	51
X2F		TRAY, LEFT REAR: HOUSING GROUP 61450 (16004)		EA	1									11	52
X2F		TRAY, RIGHT FRONT: HOUSING GROUP 61448 (16004)		EA	1									11	53
X2F		TRAY, LEFT FRONT: HOUSING GROUP 61449 (16004)		EA	1									11	54



ME 4310-338-35P/12

Figure 12. Compressor oil filter group.

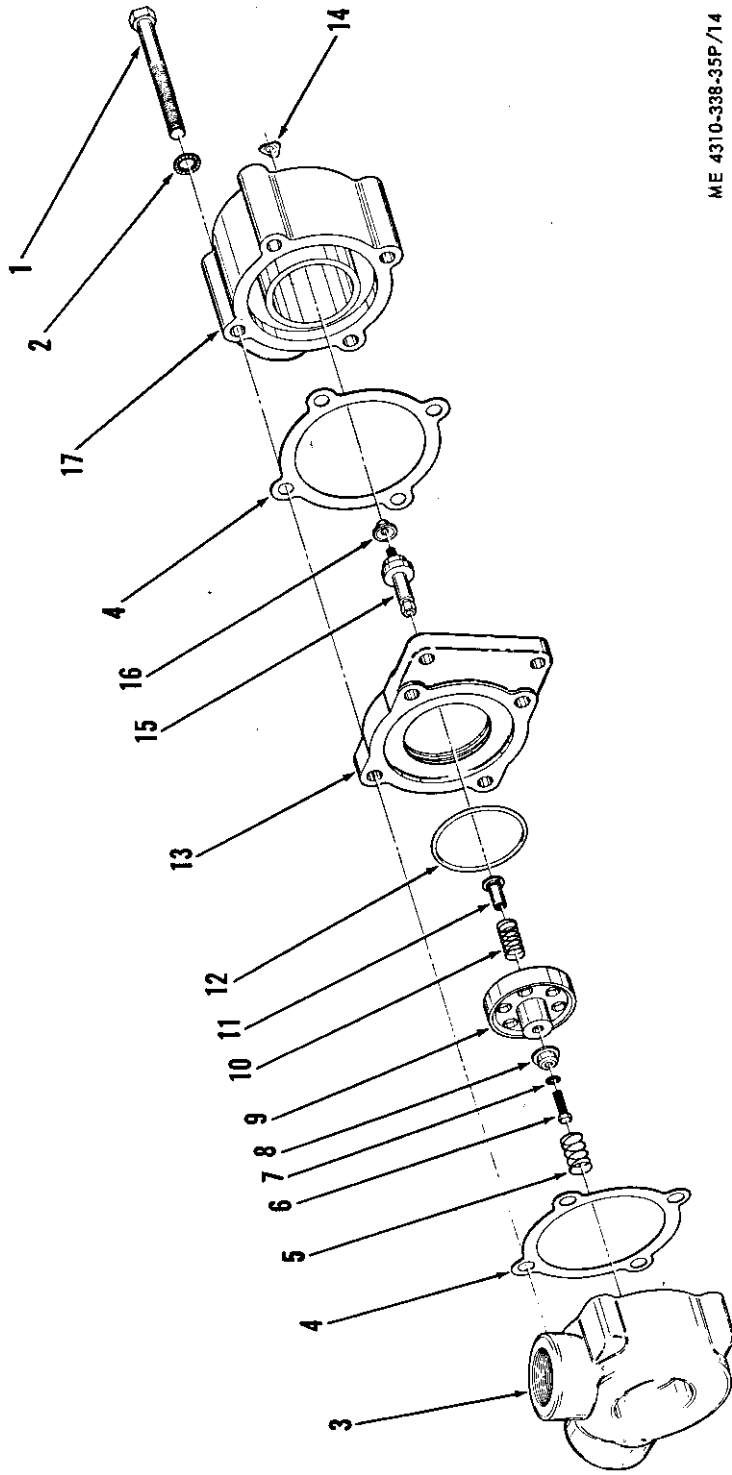
SMR CODE	FEDERAL STOCK NUMBER	DESCRIPTION REF NUMBER & MFR CODE	USABLE ON CODE	UNIT OF MEAS	QTY INC IN UNIT	30-DAY DS MAINT ALLOWANCE			30-DAY GS MAINT ALLOWANCE			1-YR ALWPER 100 EQUIP CNTGCTY	DEPOT MAINT ALWPER 100 EQUIP	ILLUSTRATION		
						1-20	21-50	51-100	1-20	21-50	51-100			FIGURE NO.	ITEM NO.	
		GROUP 12 - COMPRESSOR OIL FILTER GROUP														
PO		CONNECTOR: TUBE, 1-1/2 IN. TUBE TO 1-1/2 IN. NPT 7205X24 (79470)		EA	2	*	*	*	*	*	*	1	*	12	1	
X20		TUBE: BYPASS VALVE TO OIL FILTER 49555 (16004)		EA	1									12	2	
PO		ELBOW, STANDARD: 1-1/2 IN. NPT, 90° 62348 (16004)		EA	2	*	*	*	*	*	*	1	*	12	3	
PO		NIPPLE, PIPE: 1-1/2 IN. NPT, BOTH ENDS, 10 IN. LG 62345 (16004)		EA	1	*	*	*	*	*	*	2	*	12	4	
PO		NIPPLE, PIPE: 1-1/2 IN. NPT, BOTH ENDS, 6 IN. LG 62344 (16004)		EA	1	*	*	*	*	*	*	2	*	12	5	
PO	5305-269-3214	SCREW, CAP, HEXAGON HEAD: ADAPTER, 3/8-16 THD SIZE 1-1/2 IN. LG MS90725-64 (96906)		EA	2	*	*	*	*	*	*	1	*	12	6	
PO	5310-637-9541	WASHER, LOCK, SPLIT: ADAPTER, 3/8 IN. SIZE MS35338-46 (96906)		EA	2	REF	REF	REF	REF	REF	REF	REF	REF	12	7	
X20		ADAPTER: COMPRESSOR OIL FILTER TO AIR COMPRESSOR 61546 (16004)		EA	1									12	8	
PO		GASKET, ADAPTER: COMPRESSOR OIL FILTER 11044 (16004)		EA	1	*	*	1	*	*	1	6	*	12	9	
P20	4330-500-0019	OIL FILTER ASSEMBLY: AIR COMPRESSOR 255241-1500-576366-1110 (92863)		EA	1	*	*	*	*	*	*	2	2			
PO	5330-137-3458	BOLT, HEAD: OIL FILTER 255241-1500-7 (92863)		EA	4	*	*	*	*	*	*	1	*	12	10	
X1		HEAD ASSEMBLY: OIL FILTER 255241-1500-2 (92863)		EA	1									12	11	
PO	4310-137-1773	ELEMENT: OIL FILTER 576366-1110 (92863)		EA	1	*	*	1	*	*	1	6	3	12	12	
PO	5330-137-3326	SEAL, HOUSING: OIL FILTER 255241-1500-5 (92863)		EA	1	20	42	84	20	42	84	1000	100	12	13	
PO	4330-138-4441 5345-137-0100	PLUG, DRAIN: OIL FILTER 255241-1500-6 (92863)		EA	1	*	*	*	*	*	*	1	*	12	14	
X1		HOUSING: OIL FILTER 255241-1500-1 (92863)		EA	1									12	15	



ME 4310-338-35P/13

Figure 13. Oil tubes and by-pass valve group.

SMR CODE	FEDERAL STOCK NUMBER	DESCRIPTION REF NUMBER & MFR CODE	USABLE ON CODE	UNIT OF MEAS	QTY INC IN UNIT	30-DAY DS MAINT ALLOWANCE			30-DAY GS MAINT ALLOWANCE			1-YR AL WPER 100 EQUIP CNTGCV	DEPOT MAINT AL WPER 100 EQUIP	ILLUSTRATION		
						1-20	21-50	51-100	1-20	21-50	51-100			FIGURE NO.	ITEM NO.	
		GROUP 13 - OIL TUBES AND BYPASS VALVE GROUP														
PO		CONNECTOR: TUBE, 1-1/2 IN. TUBE TO 1-1/2 IN. NPT 7205X24 (79470)		EA	6	REF	REF	REF	REF	REF	REF	REF	REF	13	1	
X20		TUBE, OIL, LEFT: BYPASS VALVE TO OIL COOLER 61539 (16004)		EA	1									13	2	
X20		TUBE, OIL, RIGHT: OIL COOLER TO BYPASS VALVE 61540 (16004)		EA	1									13	3	
X20		TUBE, OIL: OIL SUMP TO BYPASS VALVE 49553 (16004)		EA	1									13	4	
PO		COUPLING, PIPE: 1-1/2 IN. NPT 62346 (16004)		EA	2	*	*	*	*	*	*	1	*	13	5	
PO		NIPPLE, PIPE: 1-1/2 IN. NPT, BOTH ENDS, 8 IN. LG 62343 (16004)		EA	3	*	*	*	*	*	*	1	*	13	6	
PO	4730-253-4418	ELBOW, STREET: 1-1/2 IN. NPT, 90° MS39230-8 (96906)		EA	3	*	*	*	*	*	*	1	*	13	7	
X20		TEE, REDUCING, PIPE: 1-1/2 IN. NPT x 3/4 NPT x 1-1/2 NPT 62708 (16004)		EA	1									13	8	
PO	4730-161-7645	BUSHING, REDUCER: 3/4 IN. NPT TO 3/8 IN. NPT 63017 (16004)		EA	1	*	*	*	*	*	*	1	*	13	9	
PO		NIPPLE, CLOSE, PIPE: 1-1/2 IN. NPT 62394 (16004)		EA	1	*	*	*	*	*	*	1	*	13	10	
PO	5310-768-0318	NUT, PLAIN, HEXAGON: MOUNTING, BYPASS VALVE 1/2-13 THD SIZE MS51967-14 (96906)		EA	2	REF	REF	REF	REF	REF	REF	REF	REF	13	11	
PO	5305-782-9494	SCREW, CAP, HEXAGON HEAD: MOUNTING, BYPASS VALVE 1/2-13 THD SIZE, 2 IN. LG MS90725-114 (96906)		EA	2	*	*	*	*	*	*	2	*	13	12	
PO	5310-988-7516	WASHER, LOCK: MOUNTING, BYPASS VALVE, 1/2 IN. SIZE, INTERNAL-EXTERNAL TOOTH 4025-32-00-0541 (78189)		EA	REF	REF	REF	REF	REF	REF	REF	REF	REF	13	13	
PO	5310-809-3079	WASHER, FLAT: MOUNTING, BYPASS VALVE, 1/2 IN. SIZE MS27183-19 (96906)		EA	2	*	*	*	*	*	*	1	*	13	14	
PO	4823-128-8113	THERMAL BYPASS VALVE ASSEMBLY: 48798 (16004)		EA	1	*	*	*	*	*	*	4	6	13	15	

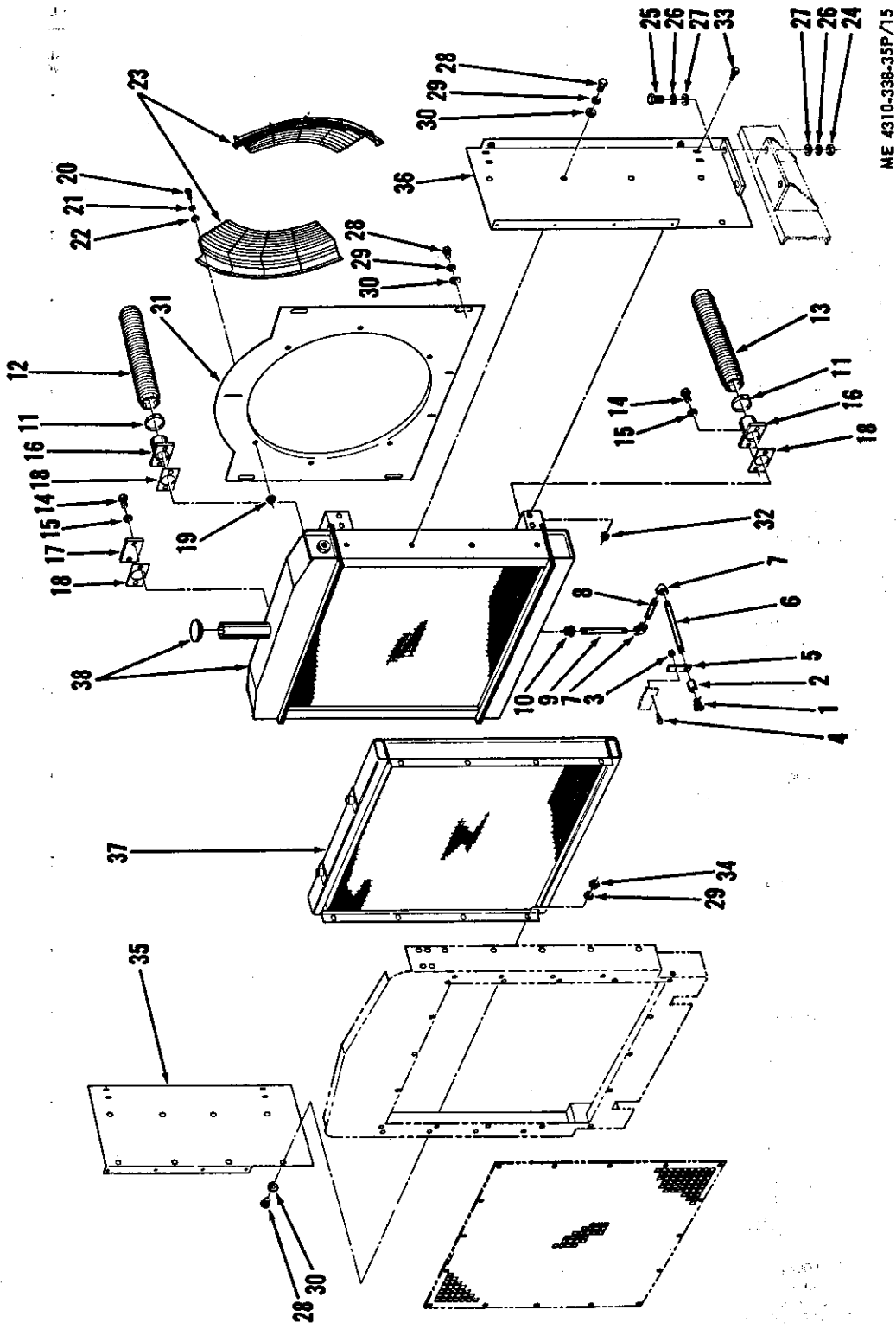


ME 4310-338-35P/14

Figure 14. Thermal by-pass valve assembly group.



SMR CODE	FEDERAL STOCK NUMBER	DESCRIPTION REF NUMBER & MFR CODE	USABLE ON CODE	UNIT OF MEAS	QTY INC IN UNIT	30-DAY DS MAINT ALLOWANCE			30-DAY GS MAINT ALLOWANCE			1-YR AL WPER 100 EQUIP CNTGCTY	DEPOT MAINT AL WPER 100 EQUIP	ILLUSTRATION		
						1-20	21-50	51-100	1-20	21-50	51-100			FIGURE NO.	ITEM NO.	
PO		GROUP 14 - THERMAL BYPASS VALVE ASSEMBLY GROUP			REF	REF										
PF	5305-071-1778	THERMAL BYPASS VALVE ASSEMBLY: (SEE FIGURE 13, ITEM 15)		EA	4	REF	REF	REF	REF	REF	REF	REF	REF	REF	14	1
PF	5310-437-5264	SCREW, CAP, HEXAGON HEAD: COVER, BYPASS VALVE ASSEMBLY, 1/2-13 THD SIZE, 4-1/2 IN. LG MS90725-125 (96906)		EA	4	*	*	*	*	*	*	1	*	*	14	2
X1		WASHER, LOCK: COVER, BYPASS VALVE ASSEMBLY, 1/2 IN. SIZE, INTERNAL TOOTH 1224-06 (78189)		EA	1										14	3
PF	<i>5333-137-3453</i>	COVER, OUTLET: BYPASS VALVE ASSEMBLY 48797 (16004)		EA	2	1	1	2	1	1	2	24	200		14	4
PF	4310-789-0611	GASKET, COVER: BYPASS VALVE ASSEMBLY 48795 (16004)		EA	1	*	*	1	*	*	1	6	10		14	5
PH	5305-225-3839	SPRING, HELICAL COMPRESSION: BYPASS VALVE ASSEMBLY 40679 (16004)		EA	1	REF	REF	REF	REF	REF	REF	REF	REF	REF	14	6
PF	5310-331-1446	SCREW, CAP, HEXAGON HEAD: BYPASS VALVE ASSEMBLY, 1/2-20 THD SIZE, 1 IN. LG MS90725-8 (96906)		EA	1	*	*	*	*	*	*	1	*	*	14	7
X2F		WASHER, LOCK: BYPASS VALVE ASSEMBLY, 2/4 IN. SIZE, INTERNAL TOOTH 1214-05 (78189)		EA	1										14	8
X2F		GUIDE: BYPASS VALVE ASSEMBLY 46174 (16004)		EA	1										14	9
PF	4310-789-0610	SHUTTLE: BYPASS VALVE ASSEMBLY 48796 (16004)		EA	1	*	*	1	*	*	1	6	10		14	10
P2F	<i>4330-404-9834</i>	SPRING, HELICAL COMPRESSION: BYPASS VALVE ASSEMBLY 40678 (16004)		EA	1	*	*	*	*	*	*	2	2		14	11
PF		PLUNGER: BYPASS VALVE ASSEMBLY 46175 (16004)		EA	1	*	1	1	*	1	1	12	100		14	12
X1		PACKING, PREFORMED: BYPASS VALVE ASSEMBLY PRP568-234-975-75 (77308)		EA	1										14	13
PF		BODY: BYPASS VALVE ASSEMBLY 48794 (16004)		EA	1	*	*	*	*	*	*	1	*	*	14	14
PF	4310-789-0609	NUT, SPRING: BYPASS VALVE ASSEMBLY, 1/4-28 THD SIZE 5300-1/4-28 (79136)		EA	1	*	1	1	*	1	1	12	20		14	15
PF	<i>5120-138-0245</i>	POWER ELEMENT ASSEMBLY: BYPASS VALVE ASSEMBLY 40434 (16004)		EA	1	*	*	*	*	*	*	2	*	*	14	16
X1		BUSHING: BYPASS VALVE ASSEMBLY 61211 (16004)		EA	1										14	17
		COVER, INLET: BYPASS VALVE ASSEMBLY 48792 (16004)		EA	1										14	17



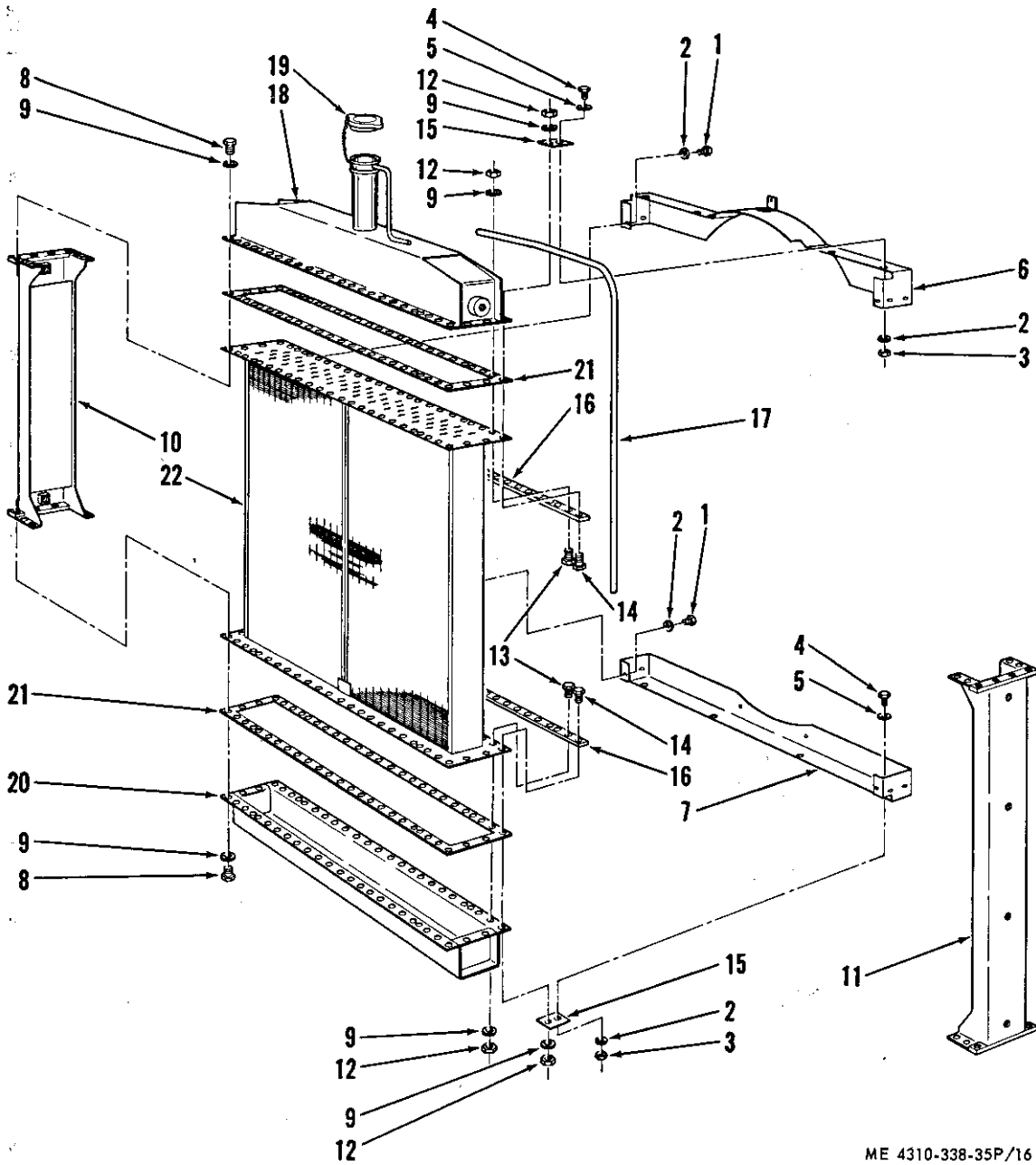
ME 4310-338-35P/15

Figure 15. Radiator-cooler installation group.

SMR CODE	FEDERAL STOCK NUMBER	DESCRIPTION REF NUMBER & MFR CODE	USABLE ON CODE	UNIT OF MEAS	QTY INC IN UNIT	30-DAY DS MAINT ALLOWANCE			30-DAY GS MAINT ALLOWANCE			1-YR ALWPER 100 EQUIP CNTGCTY	DEPOT MAINT ALWPER 100 EQUIP	ILLUSTRATION		
						1-20	21-50	51-100	1-20	21-50	51-100			FIGURE NO.	ITEM NO.	
		GROUP 15 - RADIATOR-COOLER INSTALLATION GROUP														
PO	4820-276-9041	COCK, DRAIN: RADIATOR DRAIN, 3/8 NPT 270 (79470)		EA	1	*	*	1	*	*	1	6	10	15	1	
PO		COUPLING, PIPE: RADIATOR DRAIN, 3/8 NPT 61014 (16004)		EA	1	*	*	*	*	*	*	1	*	15	2	
PO	5310-706-0785	NUT, SELF LOCKING: BRACKET, RADIATOR DRAIN, 1/4-20 THD SIZE 21FA420 (56878)		EA	1	REF	REF	REF	REF	REF	REF	REF	REF	15	3	
PO	5305-071-2241	SCREW, CAP, HEXAGON HEAD: BRACKET, RADIATOR DRAIN, 1/4-20 THD SIZE, 1-1/4 IN. LG MS90725-10 (96906)		EA	1	REF	REF	REF	REF	REF	REF	REF	REF	15	4	
X20		BRACKET: RADIATOR DRAIN 60430 (16004)		EA	1									15	5	
PO		NIPPLE, PIPE: RADIATOR DRAIN, 3/8 NPT, BOTH ENDS, 10 IN. LG 62313 (16004)		EA	1	*	*	*	*	*	*	1	*	15	6	
PO		ELBOW, STANDARD: RADIATOR DRAIN, 3/8 NPT, 90° 62316 (16004)		EA	2	*	*	*	*	*	*	1	*	15	7	
PO		NIPPLE, PIPE: RADIATOR DRAIN, 3/8 NPT, BOTH ENDS, 5 IN. LG 62314 (16004)		EA	1	*	*	*	*	*	*	1	*	15	8	
PO		NIPPLE, PIPE: RADIATOR DRAIN, 3/8 NPT, BOTH ENDS, 8 IN. LG 62315 (16004)		EA	1	*	*	*	*	*	*	1	*	15	9	
PO		BUSHING, REDUCER: RADIATOR DRAIN, 1/2 NPT TO 3/8 NPT 62317 (16004)		EA	1	*	*	*	*	*	*	1	*	15	10	
PO	4730-277-6191	CLAMP: RADIATOR HOSE MS25 (08484)		EA	4	*	1	1	*	1	1	12	24	15	11	
PO		HOSE, RADIATOR, UPPER: 2-1/2 IN. OUTSIDE DIA, 22 IN. LG TYPE4684CF (24161)		EA	1	*	2	2	*	2	2	20	100	15	12	
PO		HOSE, RADIATOR, LOWER: 2-1/2 IN. OUTSIDE DIA, 12-1/2 IN. LG TYPE4684CF (24161)		EA	1	REF	REF	REF	REF	REF	REF	REF	REF	15	13	
PO	5305-069-5573	SCREW, CAP, HEXAGON HEAD: FLANGE AND BLANK PLATE, 7/16-14 THD SIZE, 1 IN. LG MS90725-85 (96906)		EA	8	*	*	*	*	*	*	1	*	15	14	
PO	5310-209-0965	WASHER, LOCK, SPLIT: FLANGE AND BLANK PLATE, 7/16 IN. SIZE MS35338-47 (96906)		EA	8	*	*	*	*	*	*	3	*	15	15	
X20		FLANGE: RADIATOR TO RADIATOR HOSE 61606 (16004)		EA	2									15	16	

SMR CODE	FEDERAL STOCK NUMBER	DESCRIPTION	USABLE ON CODE	UNIT OF MEAS	QTY INC IN UNIT	30-DAY DS MAINT ALLOWANCE			30-DAY GS MAINT ALLOWANCE			1-YR ALWPER 100 EQUIP CNTGCV	DEPOT MAINT ALWPER 100 EQUIP	ILLUSTRATION	
						1-20	21-50	51-100	1-20	21-50	51-100			FIGURE NO.	ITEM NO.
X20		PLATE, BLANK: RADIATOR 27926 (16004)		EA	2									15	17
PO	5320-137-3454	GASKET: FLANGE AND BLANK PLATE 27460 (16004)		EA	4	*	1	1	*	1	1	12	400	15	18
X20		NUT, PLAIN PLATE: FAN GUARD, 1/4-20 THD SIZE S25-200 (25472)		EA	6									15	19
PO	5305-225-3839	SCREW, CAP, HEXAGON HEAD: FAN GUARD, 1/4-20 THD SIZE, 1 IN. LG MS90725-8 (96906)		EA	6	REF	REF	REF	REF	REF	REF	REF	REF	15	20
PO	5310-582-5965	WASHER, LOCK, SPLIT: FAN GUARD, 1/4 IN. SIZE MS35338-25 (96906)		EA	6	*	*	*	*	*	*	5	*	15	21
PO	5310-809-3078	WASHER, FLAT: FAN GUARD, 1/4 IN. SIZE MS27183-11 (96906)		EA	6	REF	REF	REF	REF	REF	REF	REF	REF	15	22
X20		GUARD, FAN: RADIATOR-COOLER 61569 (16004)		EA	2									15	23
PF	5310-768-0318	NUT, PLAIN, HEXAGON: MOUNTING, RADIATOR-COOLER, 1/2-13 THD SIZE MS51967-14 (96906)		EA	4	REF	REF	REF	REF	REF	REF	REF	*	15	24
PF	5305-782-9494	SCREW, CAP, HEXAGON HEAD: MOUNTING, RADIATOR-COOLER, 1/2-13 THD SIZE, 1-3/4 IN. LG MS90725-114 (96906)		EA	4	REF	REF	REF	REF	REF	REF	REF	REF	15	25
PF	5310-988-7516	WASHER, LOCK: MOUNTING, RADIATOR-COOLER, 1/2 IN. SIZE, INTERNAL- EXTERNAL TOOTH 4025-32-00-0541 (78189)		EA	8	REF	REF	REF	REF	REF	REF	REF	REF	15	26
PF	5310-809-5998	WASHER, FLAT: MOUNTING, RADIATOR-COOLER, 1/2 IN. SIZE MS27183-18 (96906)		EA	8	*	*	*	*	*	*	1	*	15	27
AF		RADIATOR-COOLER ASSEMBLY: 61423 (16004)		EA	1										
PO	5305-269-3209	SCREW, CAP, HEXAGON HEAD: RADIATOR-COOLER ASSEMBLY 3/8-16 THD SIZE, 3/4 IN. LG MS90725-58 (96906)		EA	20	REF	REF	REF	REF	REF	REF	REF	REF	15	28
PO	5310-637-9541	WASHER, LOCK, SPLIT: RADIATOR-COOLER ASSEMBLY 3/8 IN. SIZE MS35338-46 (96906)		EA	20	REF	REF	REF	REF	REF	REF	REF	REF	15	29
PO	5310-080-6004	WASHER, FLAT: RADIATOR-COOLER ASSEMBLY 3/8 IN. SIZE MS27183-14 (96906)		EA	20	REF	REF	REF	REF	REF	REF	REF	REF	15	30
X20		SHROUD, FAN, FRONT: RADIATOR-COOLER ASSEMBLY 48790 (16004)		EA	1									15	31
PF	5310-235-6357	NUT, TENSILOCK: RADIATOR-COOLER ASSEMBLY 1/4-20 THD SIZE 60735 (16004)		EA	8	REF	REF	REF	REF	REF	REF	REF	REF	15	32

SMR CODE	FEDERAL STOCK NUMBER	DESCRIPTION REF NUMBER & MFR CODE	USABLE ON CODE	UNIT OF MEAS	QTY INC IN UNIT	30-DAY DS MAINT ALLOWANCE			30-DAY GS MAINT ALLOWANCE			1-YR ALWPER 100 EQUIP CNTGCT	DEPOT MAINT ALWPER 100 EQUIP	ILLUSTRATION	
						1-20	21-50	51-100	1-20	21-50	51-100			FIGURE NO.	ITEM NO.
PF		SCREW, TENSILOCK: RADIATOR-COOLER ASSEMBLY, 1/4-20 THD SIZE, 5/8 IN. LG 60738 (16004)		EA	8	REF	REF	REF	REF	REF	REF	REF	REF	15	33
PF	5310-732-0558	NUT, PLAIN, HEXAGON: RADIATOR-COOLER ASSEMBLY, 3/8-16 THD SIZE MS51967-8 (96906)		EA	8	*	1	1	*	1	1	12	*	15	34
X2F		RAIL, RIGHT HAND: RADIATOR-COOLER ASSEMBLY 61422 (16004)		EA	1									15	35
X2F		RAIL, LEFT HAND: RADIATOR-COOLER ASSEMBLY 61420 (16004)		EA	1									15	36
P2FR	430-518-3584	COOLER, OIL: RADIATOR-COOLER ASSEMBLY 48786 (16004)		EA	1	*	*	*	*	*	*	3	5	15	37
P2FR	250-499-9975 (2930-408-2379)	RADIATOR ASSEMBLY RADIATOR-COOLER ASSEMBLY 61426 (16004)		EA	1	*	*	*	*	*	*	3	5	15	38



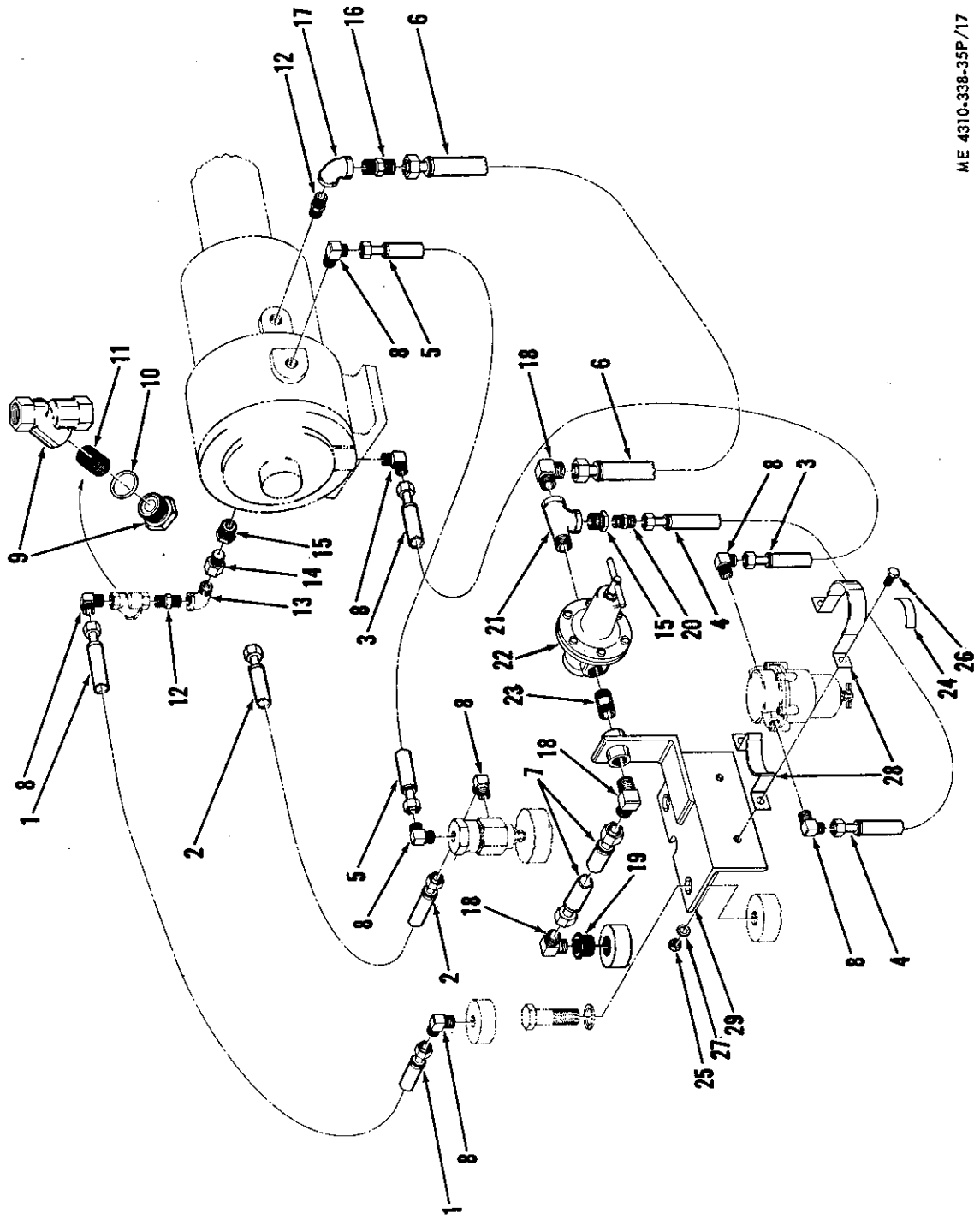
ME 4310-338-35P/16

Figure 16. Radiator assembly group.

SMR CODE	FEDERAL STOCK NUMBER	DESCRIPTION REF NUMBER & MFR CODE	USABLE ON CODE	UNIT OF MEAS	QTY INC IN UNIT	30-DAY DS MAINT ALLOWANCE			30-DAY GS MAINT ALLOWANCE			1-YR ALWPER 100 EQUIP CNTGCTY	DEPOT MAINT ALWPER 100 EQUIP	ILLUSTRATION	
						1-20	21-50	51-100	1-20	21-50	51-100			FIGURE NO.	ITEM NO.
P2FR		GROUP 16 - RADIATOR ASSEMBLY GROUP		REF	REF	REF	REF	REF	REF	REF	REF	REF			
		RADIATOR ASSEMBLY: (SEE FIGURE 15, ITEM 38)		EA	4	*	*	*	*	*	*	1	*	16	1
PF	5305-068-0498	SCREW, CAP, HEXAGON HEAD: SHROUD BOX ASSEMBLIES, 1/4-20 THD SIZE, 3/8 IN. LG MS90725-1 (96906)		EA	12	REF	REF	REF	REF	REF	REF	REF	REF	16	2
PH	5310-582-5965	WASHER, LOCK, SPLIT: SHROUD BOX ASSEMBLIES, 1/4 IN. SIZE MS35338-25 (96906)		EA	8	REF	REF	REF	REF	REF	REF	REF	REF	16	3
PF	5310-761-6882	NUT, PLAIN, HEXAGON: SHROUD BOX ASSEMBLIES, 1/4-20 THD SIZE MS51967-2 (96906)		EA	8	REF	REF	REF	REF	REF	REF	REF	REF	16	4
PF	5305-068-0501	SCREW, CAP, HEXAGON HEAD: SHROUD BOX ASSEMBLIES, 1/4-20 THD SIZE, 5/8 IN. LG MS90725-5 (96906)		EA	8	REF	REF	REF	REF	REF	REF	REF	REF	16	4
PF	5310-809-4058	WASHER, FLAT: SHROUD BOX ASSEMBLIES, 1/4 IN. SIZE MS27183-10 (96906)		EA	8	*	*	*	*	*	*	1	*	16	5
X1		SHROUD BOX ASSEMBLY: RADIATOR ASSEMBLY, TOP 62723 (16004)		EA	1									16	6
X1		SHROUD BOX ASSEMBLY: RADIATOR ASSEMBLY, BOTTOM 62724 (16004)		EA	1									16	7
PF	5305-269-3210	SCREW, CAP, HEXAGON HEAD: SIDE ASSEMBLIES, 3/8-16 THD. SIZE, 7/8 IN. LG MS90725-59 (96906)		EA	16	*	*	*	*	*	*	3	*	16	8
PF	5310-637-9541	WASHER, LOCK, SPLIT: SIDE ASSEMBLIES, 3/8 IN. SIZE MS35338-46 (96906)		EA	104	REF	REF	REF	REF	REF	REF	REF	REF	16	9
X1		SIDE ASSEMBLY: RADIATOR ASSEMBLY, RIGHT HAND 62721 (16004)		EA	1									16	10
X1		SIDE ASSEMBLY: RADIATOR ASSEMBLY, LEFT HAND 62720 (16004)		EA	1									16	11
PF	5310-732-0558	NUT, PLAIN, HEXAGON: TANK ASSEMBLIES, 3/8-16 THD SIZE MS51967-8 (96906)		EA	88	REF	REF	REF	REF	REF	REF	REF	REF	16	12
PF	5305-269-3211	SCREW, CAP, HEXAGON HEAD: TANK ASSEMBLIES, 3/8-16 THD SIZE, 1 IN. LG MS90725-60 (96906)		EA	84	REF	REF	REF	REF	REF	REF	REF	REF	16	13
PF	5305-269-3212	SCREW, CAP, HEXAGON HEAD: TANK ASSEMBLIES, 3/8-16 THD SIZE, 1-1/8 IN. LG MS90725-61 (96906)		EA	4	*	*	*	*	*	*	1	*	16	14
X1		PLATE, MOUNTING: SHROUD BOX ASSEMBLIES 62725 (16004)		EA	8									16	15
X1		BAR, HEADER: RADIATOR ASSEMBLY 62722 (16004)		EA	4									16	16

SMR CODE	FEDERAL STOCK NUMBER	DESCRIPTION REF NUMBER & MFR CODE	USABLE ON CODE	UNIT OF MEAS	QTY INC IN UNIT	30-DAY DS MAINT ALLOWANCE			30-DAY GS MAINT ALLOWANCE			1-YR ALWPER 100 EQUIP CNTGCTY	DEPOT MAINT ALWPER 100 EQUIP	ILLUSTRATION	
						1-20	21-50	51-100	1-20	21-50	51-100			FIGURE NO.	ITEM NO.
PF		HOSE: SOCKETLESS LOW PRESSURE, RADIATOR ASSEMBLY, 1/4 IN. I.D. x 1/2 IN. O.D., 60 IN. LG 2575-4 (01276)		EA	1	*	5	5	*	5	5	50	100	16	17
X2F		TANK ASSEMBLY: RADIATOR ASSEMBLY, TOP 62718 (16004)		EA	1									16	18
P0	2930-720-2677	CAP, RADIATOR: RADIATOR ASSEMBLY MS35840-1 (96906)		EA	1	*	1	1	*	1	1	12	50	16	19
X2F		TANK ASSEMBLY: RADIATOR ASSEMBLY, BOTTOM 62726 (16004)		EA	1									16	20
PF	5330-140-4803	GASKET, HEADER: RADIATOR ASSEMBLY 62719 (16004)		EA	2	*	*	1	*	*	1	6	12	16	21
PF	2930-408-2979	CORE AND HEADER ASSEMBLY: RADIATOR ASSEMBLY 62714 (16004)		EA	1	*	*	*	*	*	*	5	5	16	22





ME 4310-338-35P/17

Figure 17. Compressor air lines installation group.

SMR CODE	FEDERAL STOCK NUMBER	DESCRIPTION REF NUMBER & MFR CODE	USABLE ON CODE	UNIT OF MEAS	QTY INC IN UNIT	30-DAY DS MAINT ALLOWANCE			30-DAY GS MAINT ALLOWANCE			1-YR ALWPER 100 EQUIP CNTGCTY	DEPOT MAINT ALWPER 100 EQUIP	ILLUSTRATION	
						1-20	21-50	51-100	1-20	21-50	51-100			FIGURE NO.	ITEM NO.
MO		GROUP 17 - COMPRESSOR AIR LINES INSTALLATION GROUP		EA	1									17	1
PO	4730-287-1537	HOSE ASSEMBLY: COMPRESSOR AIR LINES 61082 (16004) MANUFACTURE FROM: NUT, TUBE COUPLING: HOSE ASSEMBLY, 3/8 TUBE 61X6 (79470)		EA	2	2	4	8	2	4	8	84	140		
PO	4730-287-4858	SLEEVE, COMPRESSION: HOSE ASSEMBLY, 3/8 TUBE 60X6 (79470)		EA	2	2	4	8	2	4	8	84	140		
PO	4720-402-9511	HOSE: HOSE ASSEMBLY, 3/8 I.D. x 5/8 O.D., 22 IN. LG 801-6 (45681)		EA	1	4	7	14	4	7	14	170	200		
PO		ADAPTER, STRAIGHT: HOSE ASSEMBLY, 3/8 TUBE 10006B-X06 (79470)		EA	2	2	4	8	2	4	8	100	144		
MO		HOSE ASSEMBLY: COMPRESSOR AIR LINES 62084 (16004) MANUFACTURE FROM:		EA	1									17	2
PO	4730-287-1537	NUT, TUBE COUPLING: HOSE ASSEMBLY, 3/8 TUBE 61X6 (79470)		EA	2	REF	REF	REF	REF	REF	REF	REF	REF		
PO	4730-287-4858	SLEEVE, COMPRESSION: HOSE ASSEMBLY, 3/8 TUBE 60X6 (79470)		EA	2	REF	REF	REF	REF	REF	REF	REF	REF		
PO	4720-402-9511	HOSE: HOSE ASSEMBLY, 3/8 I.D. x 5/8 O.D. - 24 IN. LG 801-6 (45681)		EA	1	REF	REF	REF	REF	REF	REF	REF	REF		
PO		ADAPTER, STRAIGHT: HOSE ASSEMBLY, 3/8 TUBE 10006B-X06 (79470)		EA	2	REF	REF	REF	REF	REF	REF	REF	REF		
MO		HOSE ASSEMBLY: COMPRESSOR AIR LINES 61085 (16004) MANUFACTURE FROM:		EA	1									17	3
PO	4730-287-1537	NUT, TUBE COUPLING: HOSE ASSEMBLY, 3/8 TUBE 61X6 (79470)		EA	2	REF	REF	REF	REF	REF	REF	REF	REF		
PO	4730-287-4858	SLEEVE, COMPRESSION: HOSE ASSEMBLY, 3/8 TUBE 60X6 (79470)		EA	2	REF	REF	REF	REF	REF	REF	REF	REF		
PO	4720-402-9511	HOSE: HOSE ASSEMBLY, 3/8 I.D. x 5/8 O.D. - 25 IN. LG 801-6 (45681)		EA	1	REF	REF	REF	REF	REF	REF	REF	REF		
PO		ADAPTER, STRAIGHT: HOSE ASSEMBLY, 3/8 TUBE 10006B-X06 (79470)		EA	2	REF	REF	REF	REF	REF	REF	REF	REF		
MO		HOSE ASSEMBLY: COMPRESSOR AIR LINES 61080 (16004) MANUFACTURE FROM:		EA	1									17	4
PO	4730-287-1537	NUT, TUBE COUPLING: HOSE ASSEMBLY, 3/8 TUBE 61X6 (79470)		EA	2	REF	REF	REF	REF	REF	REF	REF	REF		

SMR CODE	FEDERAL STOCK NUMBER	DESCRIPTION REF NUMBER & MFR CODE	USABLE ON CODE	UNIT OF MEAS	QTY INC IN UNIT	30-DAY DS MAINT ALLOWANCE			30-DAY GS MAINT ALLOWANCE			1-YR ALWPER 100 EQUIP CNTGCTY	DEPOT MAINT ALWPER 100 EQUIP	ILLUSTRATION		
						1-20	21-50	51-100	1-20	21-50	51-100			FIGURE NO.	ITEM NO.	
PO	4730-287-4858	SLEEVE, COMPRESSION: HOSE ASSEMBLY, 3/8 TUBE 60X6 (79470)		EA	2	REF	REF	REF	REF	REF	REF	REF				
PO	4720-402-9511	HOSE: HOSE ASSEMBLY, 3/8 I.D. x 5/8 O.D. - 20 IN. LG 801-6 (45681)		EA	1	REF	REF	REF	REF	REF	REF	REF				
PO		ADAPTER, STRAIGHT: HOSE ASSEMBLY, 3/8 TUBE 10006B-X06 (79470)		EA	2	REF	REF	REF	REF	REF	REF	REF				
MO		HOSE ASSEMBLY: COMPRESSOR AIR LINES 61081 (16004) MANUFACTURE FROM:		EA	1									17	5	
PO	4730-287-1537	NUT, TUBE COUPLING: HOSE ASSEMBLY, 3/8 TUBE 61X6 (79470)		EA	2	REF	REF	REF	REF	REF	REF	REF				
PO	4730-287-4858	SLEEVE, COMPRESSION: HOSE ASSEMBLY, 3/8 TUBE 60X6 (79470)		EA	2	REF	REF	REF	REF	REF	REF	REF				
PO	4720-402-9511	HOSE: HOSE ASSEMBLY, 3/8 I.D. x 5/8 O.D. - 21 IN. LG 801-6 (45681)		EA	1	REF	REF	REF	REF	REF	REF	REF				
PO		ADAPTER, STRAIGHT: HOSE ASSEMBLY, 3/8 TUBE 10006B-X06 (79470)		EA	2	REF	REF	REF	REF	REF	REF	REF				
MO		HOSE ASSEMBLY: COMPRESSOR AIR LINES 61895 (16004) MANUFACTURE FROM:		EA	1									17	6	
PO		NUT, TUBE COUPLING: HOSE ASSEMBLY, 1/2 TUBE 61X8 (79470)		EA	2	*	2	2	*	2	2	12	24			
PO	4730-278-8767	SLEEVE, COMPRESSION: HOSE ASSEMBLY, 1/2 TUBE 60X8 (79470)		EA	2	*	2	2	*	2	2	12	24			
PO	<del>4730-721-9873</del>	HOSE: HOSE ASSEMBLY, 1/2 I.D. x 3/4 O.D. - 26 IN. LG 2575-8 (00624)		EA	1	*	5	5	*	5	5	30	60			
PO		ADAPTER, STRAIGHT: HOSE ASSEMBLY, 1/2 TUBE 10008B-X08 (79470)		EA	2	*	2	2	*	2	2	12	24			
MO		HOSE ASSEMBLY: COMPRESSOR AIR LINES 61242 (16004) MANUFACTURE FROM:		EA	1									17	7	
PO		NUT, TUBE COUPLING: HOSE ASSEMBLY, 1/2 TUBE 61X8 (79470)		EA	2	REF	REF	REF	REF	REF	REF	REF	REF			
PO	4730-278-8767	SLEEVE, COMPRESSION: HOSE ASSEMBLY, 1/2 TUBE 60X8 (79470)		EA	2	REF	REF	REF	REF	REF	REF	REF	REF			
PO		HOSE: HOSE ASSEMBLY, 1/2 I.D. x 3/4 O.D. - 20 IN. LG 2575-8 (00624)		EA	1	REF	REF	REF	REF	REF	REF	REF	REF			
PO		ADAPTER, STRAIGHT: HOSE ASSEMBLY, 1/2 TUBE 10008B-X08 (79470)		EA	2	REF	REF	REF	REF	REF	REF	REF	REF			

SMR CODE	FEDERAL STOCK NUMBER	DESCRIPTION REF NUMBER & MFR CODE	USABLE ON CODE	UNIT OF MEAS	QTY INC IN UNIT	30-DAY DS MAINT ALLOWANCE			30-DAY GS MAINT ALLOWANCE			1.YR ALWPER 100 EQUIP CNTGCTY	DEPOT MAINT ALWPER 100 EQUIP	ILLUSTRATION	
						1-20	21-50	51-100	1-20	21-50	51-100			FIGURE NO.	ITEM NO.
PO	4730-391-3781	ELBOW: COMPRESSOR AIR LINES, 1/4 NPT TO 3/8 TUBE 69X6 (79470)		EA	8	*	*	*	*	*	*	2	*	17	8
PO		STRAINER, LINE: COMPRESSOR AIR LINES 8600A2-1-4 (04845)		EA	1	*	*	*	*	*	*	5	5	17	9
PO	4310-994-0870	PACKING, PREFORMED: LINE STRAINER, 3/4 O.D. X 5/8 I.D. 24963 (16004)		EA	1	*	1	2	*	1	2	25	100	17	10
PO	<del>4310-137-1774</del>	ELEMENT, SCREEN: LINE STRAINER 24X110MONEL (04845)		EA	1	*	1	1	*	1	1	12	25	17	11
PO	4730-738-0300	NIPPLE, HEX, PIPE: COMPRESSOR AIR LINES, 1/4 NPT 8011-4 (96576)		EA	2	*	*	*	*	*	*	2	2	17	12
PO	4730-253-4412	ELBOW, STREET: COMPRESSOR AIR LINES MS39230-2 (96906)		EA	1	*	*	*	*	*	*	1	*	17	13
PO	<del>4730-134-8257</del>	ADAPTER, RESTRICTED: COMPRESSOR AIR LINES 49777 (16004)		EA	1	*	*	*	*	*	*	5	5	17	14
PO		BUSHING, REDUCER: COMPRESSOR AIR LINES, 1/2 NPT TO 1/4 NPT 62350 (16004)		EA	2	*	*	*	*	*	*	1	*	17	15
PO	<del>4730-273-4312</del>	ADAPTER, MALE: COMPRESSOR AIR LINES, 3/8 NPT TO 1/2 TUBE 68X8 (79470)		EA	1	*	*	*	*	*	*	2	2	17	16
PO		ELBOW, REDUCER: COMPRESSOR AIR LINES, 3/8 NPT TO 1/4 NPT 62709 (16004)		EA	1	*	*	*	*	*	*	1	*	17	17
PO		ELBOW: COMPRESSOR AIR LINES, 1/2 NPT TO 1/2 TUBE, 90° 69X8A (79470)		EA	3	*	*	*	*	*	*	1	*	17	18
PO	<del>4730-161-7644</del>	BUSHING, REDUCER: COMPRESSOR AIR LINES, 3/4 IN. NPT TO 1/2 IN. NPT 63018 (16004)		EA	1	*	*	*	*	*	*	1	*	17	19
PO	4730-273-8561	ADAPTER, MALE: COMPRESSOR AIR LINES, 1/4 NPT TO 3/8 TUBE 28888 (16004)		EA	1	*	*	*	*	*	*	2	2	17	20
PO		TEE, STREET: COMPRESSOR AIR LINES, 1/2 NPT 62710 (16004)		EA	1	*	*	*	*	*	*	1	*	17	21
PO		PRESSURE REGULATOR ASSEMBLY: 61773 (16004)		EA	1	*	*	1	*	*	1	6	12	17	22
PO		NIPPLE, PIPE, CLOSE: COMPRESSOR AIR LINES, 1/2 NPT 62382 (16004)		EA	1	*	*	*	*	*	*	1	*	17	23
X20		DECAL, DRAIN DAILY: MOISTURE SEPARATOR COMPRESSOR AIR LINES 60776 (16004)		EA	1									17	24

SMR CODE	FEDERAL STOCK NUMBER	DESCRIPTION REF NUMBER & MFR CODE	USABLE ON CODE	UNIT OF MEAS	QTY INC IN UNIT	30-DAY DS MAINT ALLOWANCE			30-DAY GS MAINT ALLOWANCE			1-YR ALWPER 100 EQUIP CNTGCTY	DEPOT MAINT ALWPER 100 EQUIP	ILLUSTRATION	
						1-20	21-50	51-100	1-20	21-50	51-100			FIGURE NO.	ITEM NO.
PO	5310-880-7744	NUT, PLAIN HEXAGON: CLAMP, MOISTURE SEPARATOR 5/16-18 THD SIZE MS51967-5 (96906)		EA	2	REF	REF	REF	REF	REF	REF	REF	REF	17	25
PO	5305-225-8497	SCREW, CAP, HEXAGON HEAD: CLAMP, MOISTURE SEPARATOR 5/16-18 THD SIZE, 3/4 IN. LG MS90725-32 (96906)		EA	2	*	*	1	*	*	1	3	*	17	26
PO	5310-407-9566	WASHER, LOCK, SPLIT: CLAMP, MOISTURE SEPARATOR 5/16 IN. SIZE MS35338-45 (96906)		EA	2	REF	REF	REF	REF	REF	REF	REF	REF	17	27
X20		CLAMP: MOISTURE SEPARATOR COMPRESSOR AIR LINES 70287 (16004)		EA	1									17	28
X20		BRACKET: MOISTURE SEPARATOR COMPRESSOR AIR LINES 62067 (16004)		EA	1									17	29

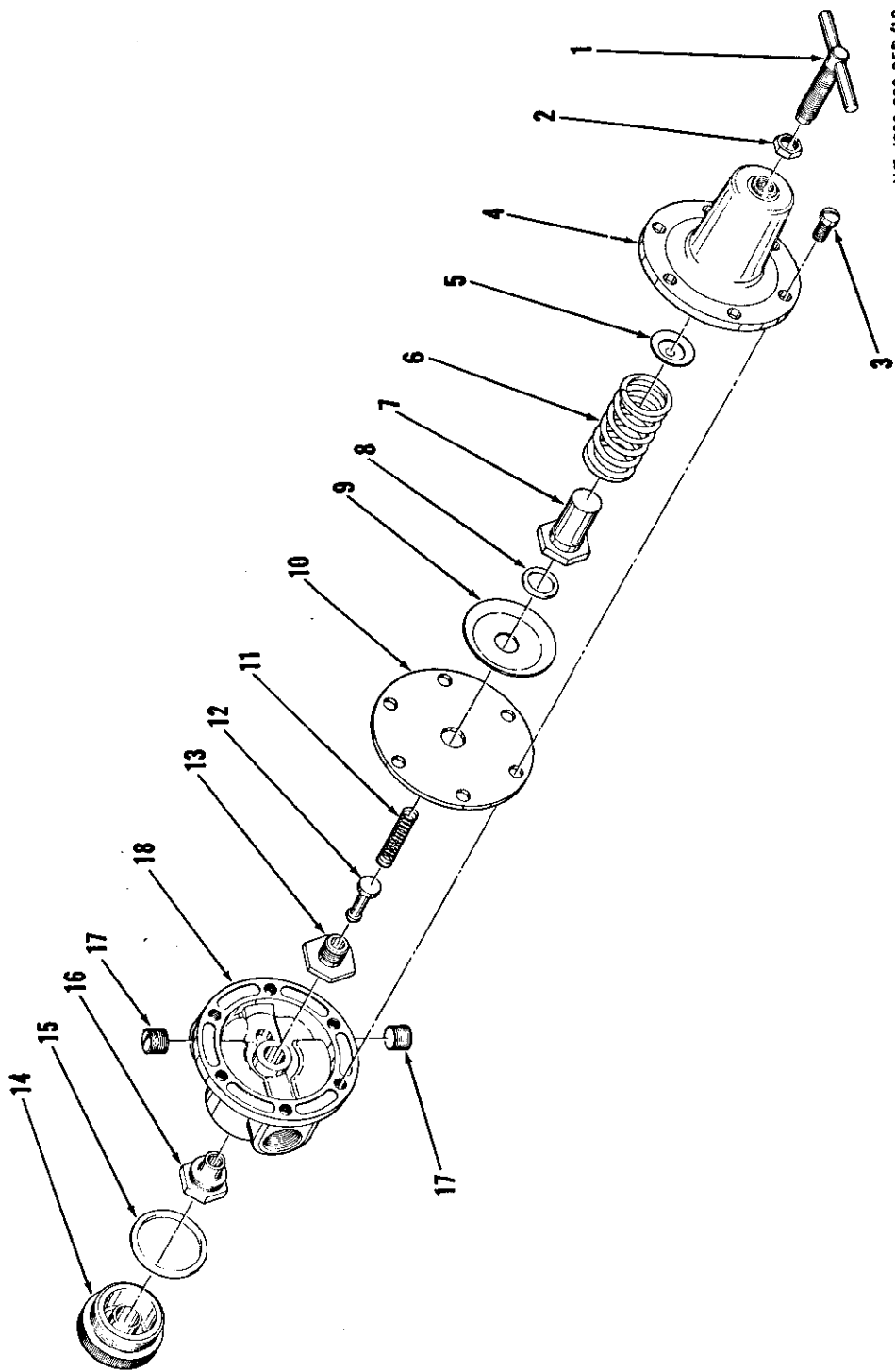
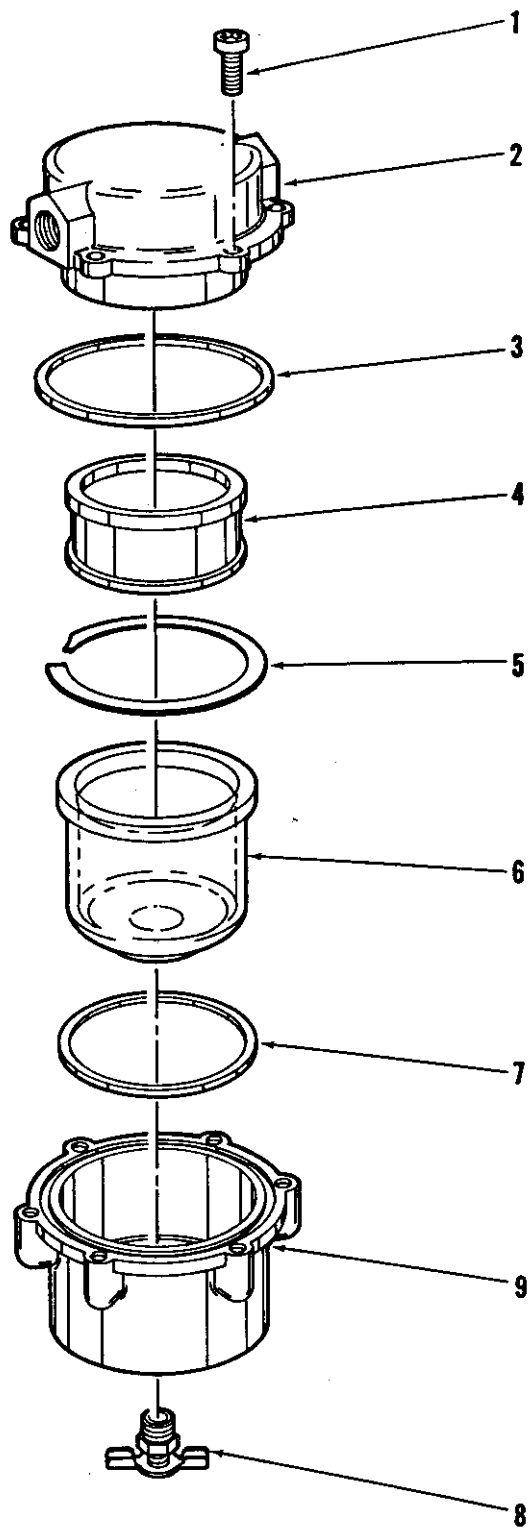


Figure 18. Pressure regulator group.

SMR CODE	FEDERAL STOCK NUMBER	DESCRIPTION REF NUMBER & MFR CODE	USABLE ON CODE	UNIT OF MEAS	QTY INC IN UNIT	30-DAY DS MAINT ALLOWANCE			30-DAY GS MAINT ALLOWANCE			1-YR ALWPER 100 EQUIP CNTGCTY	DEPOT MAINT ALWPER 100 EQUIP	ILLUSTRATION		
						1-20	21-50	51-100	1-20	21-50	51-100			FIGURE NO.	ITEM NO.	
						REF	REF	REF	REF	REF	REF					
PO		GROUP 18 - PRESSURE REGULATOR GROUP														
		PRESSURE REGULATOR ASSEMBLY: (SEE FIGURE 17, ITEM 22)		REF	REF	REF	REF	REF	REF	REF	REF	REF	REF			
X2F		SCREW, ADJUSTING: PRESSURE REGULATOR 62507 (16004)		EA	1									18	1	
PF	5310-975-2075	NUT, HEX JAM, ADJUSTING: PRESSURE REGULATOR, 3/8-24 THD SIZE MS35691-21 (96906)		EA	1	*	*	*	*	*	*	1	*	18	2	
PF	5305-660-2467	SCREW, MACHINE: HOUSING, 1/4-20 THD SIZE, 5/8 IN. LG, FILLISTER HEAD MS35265-80 (96906)		EA	6	*	*	*	*	*	*	1	*	18	3	
X1		HOUSING: PRESSURE REGULATOR 62503 (16004)		EA	1									18	4	
X2F		SEAT, ADJUSTING SCREW: PRESSURE REGULATOR 62502 (16004)		EA	1									18	5	
PF	5360-168-6454	SPRING: PRESSURE REGULATOR 62501 (16004)		EA	1	*	*	1	*	*	1	6	12	18	6	
X2F		NUT, RETAINING: PRESSURE REGULATOR 61797 (16004)		EA	1									18	7	
PF	4310-994-0870	PACKING, PREFORMED: PRESSURE REGULATOR 24963 (16004)		EA	1	REF	REF	REF	REF	REF	REF	REF	REF	18	8	
X1		RETAINER, SPRING: PRESSURE REGULATOR 62504 (16004)		EA	1									18	9	
X1		DIAPHRAGM: PRESSURE REGULATOR 62505 (16004)		EA	1									18	10	
PF	5360-167-5913	SPRING: PRESSURE REGULATOR 61798 (16004)		EA	1	*	*	1	*	*	1	6	12	18	11	
PF	4360-164-3150	VALVE: PRESSURE REGULATOR 61794 (16004)		EA	1	*	*	*	*	*	*	3	6	18	12	
X1		SCREW: PRESSURE REGULATOR 61796 (16004)		EA	1									18	13	
X1		CAP, BODY: PRESSURE REGULATOR 62711 (16004)		EA	1									18	14	
PF		PACKING, PREFORMED: PRESSURE REGULATOR, 1-5/8 O.D. x 1-3/8 I.D. PRP568-220-975-75 (77308)		EA	1	1	1	2	1	1	2	25	100	18	15	
X1		SEAT, VALVE: PRESSURE REGULATOR 61795 (16004)		EA	1									18	16	
P20	4730-163-4684	PLUG, PIPE: PRESSURE REGULATOR, 1/4 NPT, SLOTTED HEAD 62712 (16004)		EA	2	*	*	*	*	*	*	4	4	18	17	

SMR CODE	FEDERAL STOCK NUMBER	DESCRIPTION REF NUMBER & MFR CODE	USABLE ON CODE	UNIT OF MEAS	QTY INC IN UNIT	30-DAY DS MAINT ALLOWANCE			30-DAY GS MAINT ALLOWANCE			1-YR ALWPER 100 EQUIP CNTGCTY	DEPOT MAINT ALWPER 100 EQUIP	ILLUSTRATION	
						1-20	21-50	51-100	1-20	21-50	51-100			FIGURE NO.	ITEM NO.
X1		BODY: PRESSURE REGULATOR 62506 (16004)		EA	1									18	18

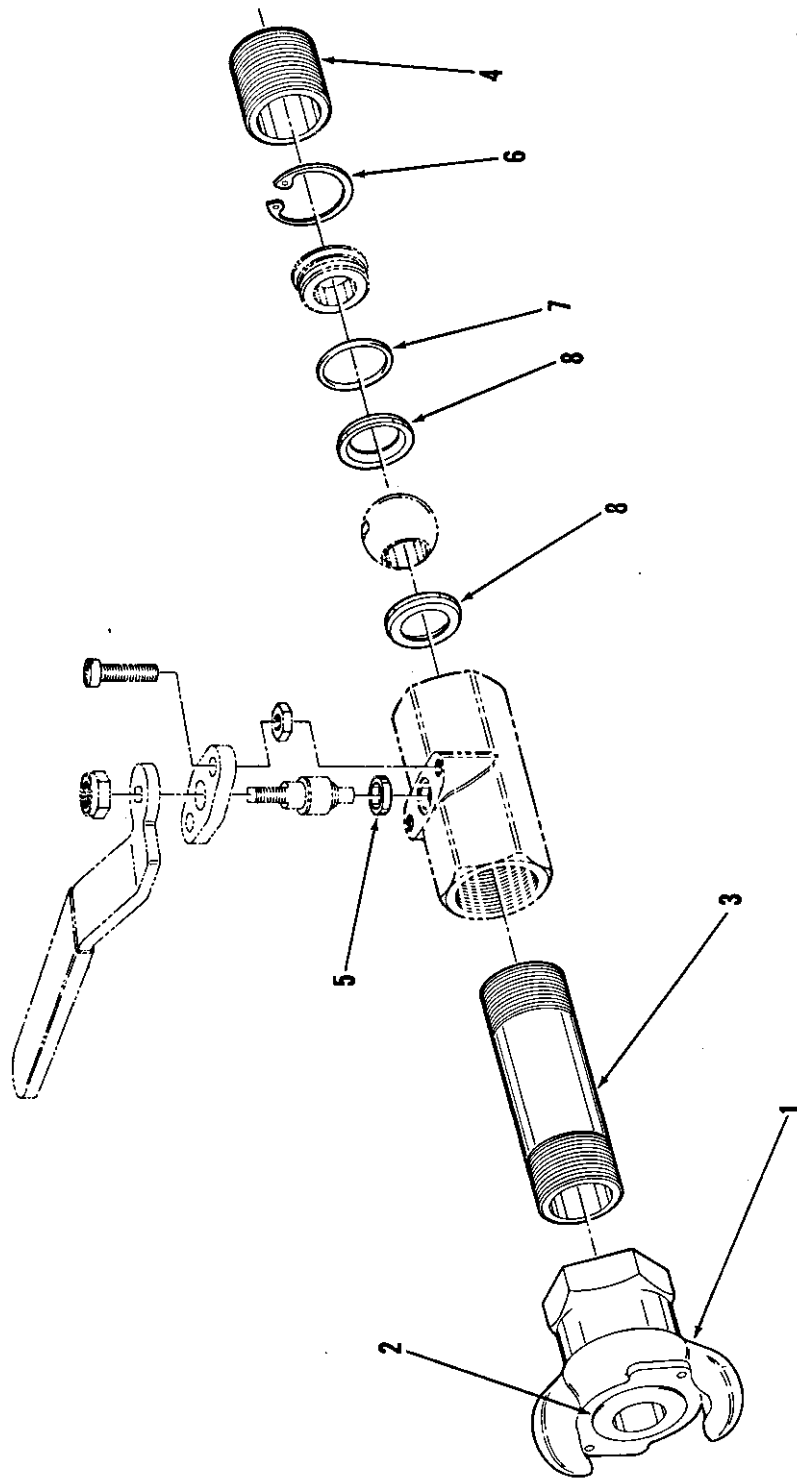




ME 4310-338-35P/19

Figure 19. Moisture separator group.

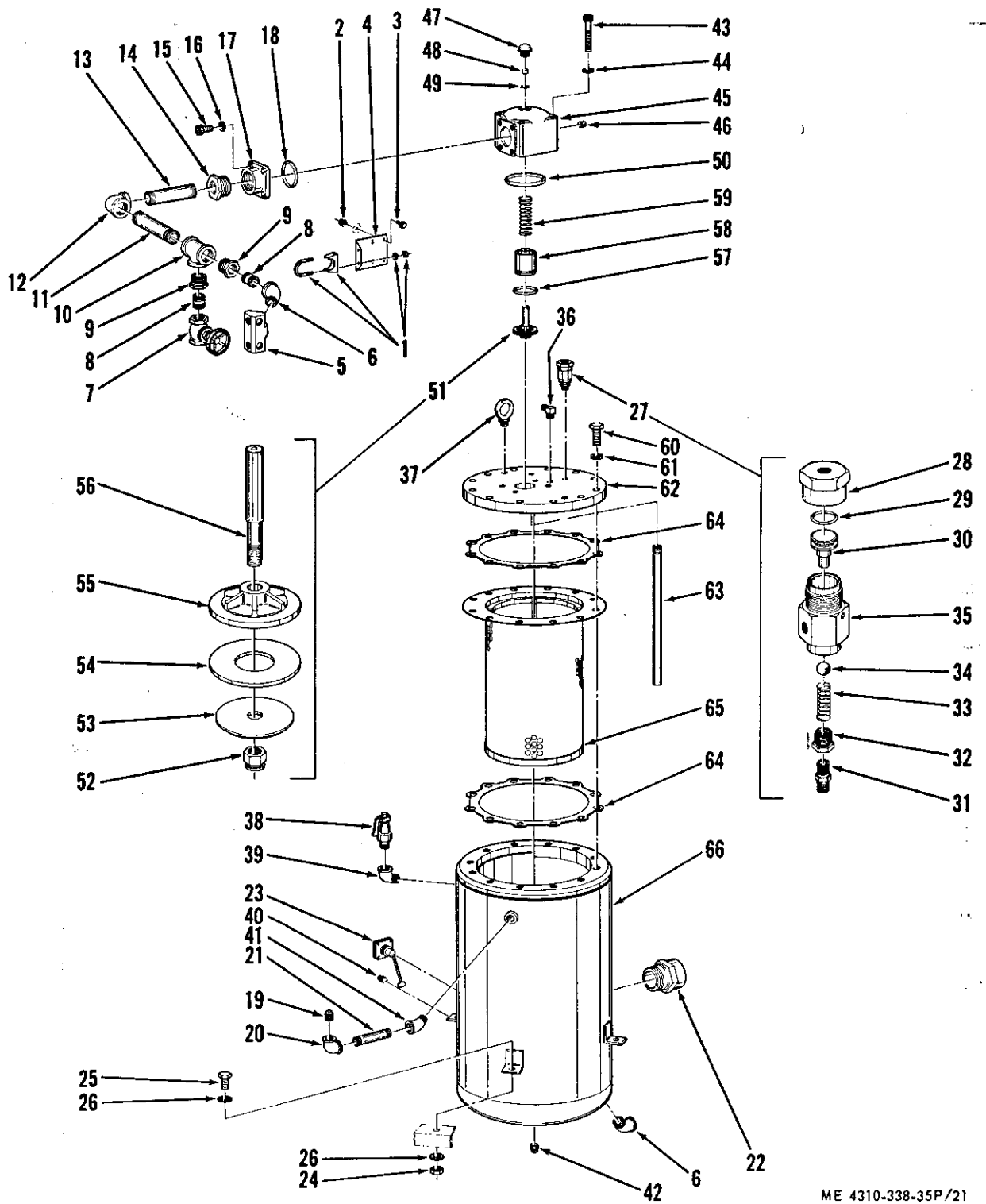
SMR CODE	FEDERAL STOCK NUMBER	DESCRIPTION REF NUMBER & MFR CODE	USABLE ON CODE	UNIT OF MEAS	QTY INC IN UNIT	30-DAY DS MAINT ALLOWANCE			30-DAY GS MAINT ALLOWANCE			1-YR AL WPER 100 EQUIP CNTGCTY	DEPOT MAINT AL WPER 100 EQUIP	ILLUSTRATION	
						1-20	21-50	51-100	1-20	21-50	51-100			FIGURE NO.	ITEM NO.
PO	4310-493-1962	GROUP 19 - MOISTURE SEPARATOR GROUP MOISTURE SEPARATOR ASSEMBLY: 61282 (16004)		EA	1	*	1	1	*	1	1	12	15		
PO	5305-246-0392	SCREW, MACHINE: COVER, MOISTURE SEPARATOR 45-081 (98963)		EA	6	*	*	*	*	*	*	1	*	19	1
X1		COVER: MOISTURE SEPARATOR 06-099-2 (98963)		EA	1									19	2
PO	5330-686-1344	GASKET: MOISTURE SEPARATOR 76-014 (98963)		EA	1	3	6	13	3	6	13	150	100	19	3
PO	4330-057-0990	ELEMENT, FILTER: MOISTURE SEPARATOR 85-006 (98963)		EA	1	3	6	13	3	6	13	150	100	19	4
P20	5365-150-4784	RING, RETAINING: MOISTURE SEPARATOR 44-014 (98963)		EA	1	*	*	*	*	*	*	2	2	19	5
PO	2910-470-7357	BOWL: MOISTURE SEPARATOR 16-046 (98963)		EA	1	*	*	*	*	*	*	5	5	19	6
PO	5300-138-442A	GASKET: MOISTURE SEPARATOR 76-055 (98963)		EA	1	1	2	4	1	2	4	50	100	19	7
PO		COCK, DRAIN: MOISTURE SEPARATOR 43-508 (98963)		EA	1	*	*	1	*	*	1	6	12	19	8
X1		BODY: MOISTURE SEPARATOR 06-380 (98963)		EA	1									19	9
PO	4310-470-6239	KIT, REPAIR: MOISTURE SEPARATOR 95-134 (98963)		EA	1	1	1	2	1	1	2	25	100		
X1		1-ELEMENT, FILTER: MOISTURE SEPARATOR P/N 85-006 (98963) FSN4330-057-0990													
X1		1-GASKET: MOISTURE SEPARATOR P/N 76-014 (98963) FSN5330-686-1344													



ME 4310-338-35P/20

Figure 20. Discharge valve assembly group.

SMR CODE	FEDERAL STOCK NUMBER	DESCRIPTION REF NUMBER & MFR CODE	USABLE ON CODE	UNIT OF MEAS	QTY INC IN UNIT	30-DAY DS MAINT ALLOWANCE			30-DAY GS MAINT ALLOWANCE			1-YR ALWPER 100 EQUIP CNTGCCY	DEPOT MAINT ALWPER 100 EQUIP	ILLUSTRATION	
						1-20	21-50	51-100	1-20	21-50	51-100			FIGURE NO.	ITEM NO.
P20	4730-376-8490	GROUP 20 - DISCHARGE VALVE ASSEMBLY GROUP		EA	4	*	*	*	*	*	*	4	4	20	1
PO	5330-505-6186	COUPLING, HOSE: DISCHARGE VALVE UF75M (73273)		EA	1	2	4	8	2	4	8	100	200	20	2
PO		WASHER, NONMETAL: HOSE COUPLING AWR4 (72661)		EA	1	*	*	*	*	*	*	1	*	20	3
PO		NIPPLE, PIPE: DISCHARGE VALVE, 3/4 IN. NPT, 3 IN. LG 61104 (16004)		EA	1	*	*	*	*	*	*	1	*	20	4
PO		NIPPLE, PIPE: DISCHARGE VALVE, 3/4 IN. NPT, CLOSE 61002 (16004)		EA	1	*	*	*	*	*	*	1	*	20	4
P20		VALVE, BALL: DISCHARGE VALVE, 3/4 IN. NPT FIG360 (01029)		EA	1	*	*	*	*	*	*	4	4		
X1		SEAL, STEM: BALL VALVE 004-0050-50 (01029)		EA	1									20	5
X1		RING, RETAINING: BALL VALVE 067-0027-16 (01029)		EA	1									20	6
X1		SEAL, BODY: BALL VALVE 005-0098-51 (01029)		EA	1									20	7
X1		SEAT, BALL: BALL VALVE 002-0165-51 (01029)		EA	2									20	8
PO		KIT, REPAIR: BALL VALVE RK52 (01029)		EA	1	1	1	2	1	1	2	25	50		
X1		1-SEAL, STEM: BALL VALVE P/N 004-0050-50 (01029) FSN													
X1		1-RING, RETAINING: BALL VALVE P/N 067-0027-16 (01029) FSN													
X1		2-SEAL, BODY: BALL VALVE P/N 005-0098-51 (01029) FSN													
X1		2-SEAT, BALL: BALL VALVE P/N 002-0165-51 (01029) FSN													



ME 4310-338-35P/21

Figure 21. Oil separator assembly and installation group.

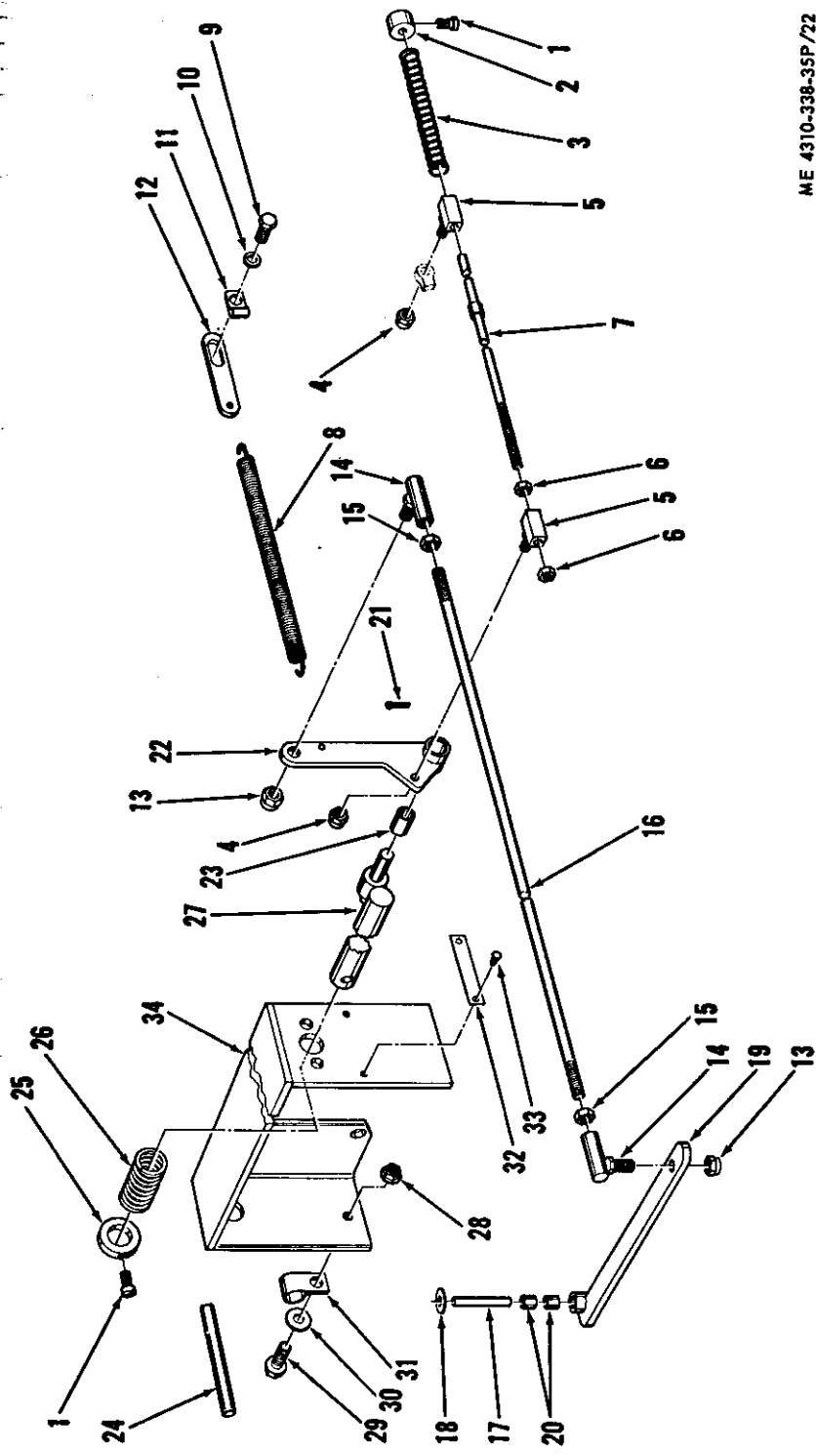
SMR CODE	FEDERAL STOCK NUMBER	DESCRIPTION  REF NUMBER & MFR CODE	USABLE ON CODE	UNIT OF MEAS	QTY INC IN UNIT	30-DAY DS MAINT ALLOWANCE			30-DAY GS MAINT ALLOWANCE			1-YR ALWPER 100 EQUIP CNTGCTY	DEPOT MAINT ALWPER 100 EQUIP	ILLUSTRATION	
						1-20	21-50	51-100	1-20	21-50	51-100			FIGURE NO.	ITEM NO.
P20		GROUP 21 - OIL SEPARATOR ASSEMBLY AND INSTALLATION GROUP		EA	1	*	*	*	*	*	*	2	2	21	1
PO	5310-235-6357	CLAMP ASSEMBLY: AIR SERVICE LINE U178 (80266)		EA	4	REF	REF	REF	REF	REF	REF	REF	REF	21	2
PO	5306-436-7470	NUT, TENSILOCK: SERVICE LINE BRACKET, 1/4-20 THD SIZE 60735 (16004)		EA	4	REF	REF	REF	REF	REF	REF	REF	REF	21	3
X20		SCREW, TENSILOCK: SERVICE LINE BRACKET, 1/4-20 THD SIZE, 1/2 IN. LG 60737 (16004)		EA	4	REF	REF	REF	REF	REF	REF	REF	REF	21	3
X20		BRACKET: SERVICE LINE 62984 (16004)		EA	1									21	4
X20		MANIFOLD, DISCHARGE: SEPARATOR INSTALLATION 60825 (16004)		EA	1									21	5
PO	4730-261-4219	ELBOW, STREET, PIPE: SEPARATOR INSTALLATION, 1-1/2 IN. NPT, 45° MS39231-8 (96906)		EA	1	*	*	*	*	*	*	2	2	21	6
PO	4320-277-0162	VALVE, GLOBE: SEPARATOR INSTALLATION, 1-1/2 IN. NPT 50181 (79911) WV51 (8121)		EA	1	*	1	1	*	1	1	12	20	21	7
PO		NIPPLE, CLOSE, PIPE: SEPARATOR INSTALLATION, 1-1/2 IN. NPT 62394 (16004)		EA	2	REF	REF	REF	REF	REF	REF	REF	REF	21	8
PO		BUSHING, REDUCER, PIPE: SEPARATOR INSTALLATION 2 IN. NPT TO 1-1/2 IN. NPT 62397 (16004)		EA	2	*	*	*	*	*	*	1	*	21	9
P20		TEE, PIPE: SEPARATOR INSTALLATION 2 IN. NPT 62398 (16004)		EA	1	*	*	*	*	*	*	2	2	21	10
X20		NIPPLE, PIPE: SEPARATOR INSTALLATION 2 IN. NPT, 12 IN. LG MS51953-207 (96906)		EA	1									21	11
P20		ELBOW, PIPE: SEPARATOR INSTALLATION 2 IN. NPT, 90° 63013 (16004)		EA	1	*	*	*	*	*	*	2	2	21	12
P20		NIPPLE, PIPE: SEPARATOR INSTALLATION 2 IN. NPT, 8-1/2 IN. LG 62395 (16004)		EA	1	*	*	*	*	*	*	2	2	21	13
P20		BUSHING, REDUCER, PIPE: SEPARATOR INSTALLATION 3 IN. NPT TO 2 IN. NPT 62396 (16004)		EA	1	*	*	*	*	*	*	2	2	21	14
PO	5305-983-6647	SCREW, CAP, SOCKET HEAD: DISCHARGE CONNECTION, 1/2-13 THD SIZE, 1-1/2 IN. LG MS16995-96 (96906)		EA	4	*	*	*	*	*	*	1	*	21	15

SMR CODE	FEDERAL STOCK NUMBER	DESCRIPTION	USABLE ON CODE	UNIT OF MEAS	QTY INC IN UNIT	30-DAY DS MAINT ALLOWANCE			30-DAY GS MAINT ALLOWANCE			1-YR ALWPER 100 EQUIP CNTGCV	DEPOT MAINT ALWPER 100 EQUIP	ILLUSTRATION	
						1-20	21-50	51-100	1-20	21-50	51-100			FIGURE NO.	ITEM NO.
PO	5310-584-5272	WASHER, LOCK, SPLIT: DISCHARGE CONNECTION, 1/2 IN. SIZE MS35338-10 (96906)		EA	4	*	*	*	*	*	*	5	*	21	16
X20		CONNECTION, DISCHARGE: SEPARATOR INSTALLATION 28053 (16004)		EA	1									21	17
PO		PACKING, PREFORMED: DISCHARGE CONNECTION PRP568-342-975-75 (77308)		EA	1	*	1	1	*	1	1	12	100	21	18
PO	4230-221-2143	PLUG, PIPE: SEPARATOR INSTALLATION, 1-1/2 IN. NPT, SQUARE HEAD MS20913-12S (96906)		EA	1	*	*	*	*	*	*	1	*	21	19
PO		ELBOW, REDUCER, PIPE: SEPARATOR INSTALLATION 1-1/2 NPT TO 1-1/4 NPT 62390 (16004)		EA	1	*	*	*	*	*	*	1	*	21	20
PO		NIPPLE, PIPE: SEPARATOR INSTALLATION 1-1/4 IN. NPT, 6 IN. LG 62389 (16004)		EA	1	*	*	*	*	*	*	1	*	21	21
X20		ADAPTER: SEPARATOR INSTALLATION 49160 (16004)		EA	1									21	22
PO		GAGE, OIL LEVEL: SEPARATOR ASSEMBLY 44074 (16004)		EA	1	*	*	1	*	*	1	6	12	21	23
PF	5310-768-0318	NUT, PLAIN, HEXAGON: SEPARATOR INSTALLATION 1/2-13 THD SIZE MS51967-14 (96906)		EA	4	REF	REF	REF	REF	REF	REF	REF	REF	21	24
PF	5305-782-9494	SCREW, CAP, HEXAGON HEAD: SEPARATOR INSTALLATION 1/2-13 THD SIZE, 1-3/4 IN. LG MS90725-114 (96906)		EA	4	REF	REF	REF	REF	REF	REF	REF	REF	21	25
PF	5310-988-7516	WASHER, LOCK: SEPARATOR INSTALLATION, 1/2 IN. SIZE, INTERNAL-EXTERNAL TOOTH 4025-32-00-0541 (78189)		EA	8	REF	REF	REF	REF	REF	REF	REF	REF	21	26
AF		OIL SEPARATOR ASSEMBLY: 62058 (16004)		EA	1										
PO		VALVE ASSEMBLY, BLOWDOWN: SEPARATOR ASSEMBLY 36561 (16004)		EA	1	*	1	1	*	1	1	12	15	21	27
X1		CAP: BLOWDOWN VALVE 44705 (16004)		EA	1									21	28
PO	5330-422-2587	PACKING, PREFORMED: BLOWDOWN VALVE 24506 (16004)		EA	1	*	1	1	*	1	1	12	100	21	29
P20	4310-477-7664	PISTON: BLOWDOWN VALVE 44704 (16004)		EA	1	*	*	*	*	*	*	2	2	21	30
PO	4730-738-0300	NIPPLE, HEX: BLOWDOWN VALVE, 1/4 NPT 8011-4 (79470)		EA	1	REF	REF	REF	REF	REF	REF	REF	REF	21	31
PO	3120-138-0142	BUSHING, REDUCER: BLOWDOWN VALVE, 3/8 IN. NPT MALE TO 1/4 IN. NPT FEMALE 36560 (16004)		EA	1	*	*	*	*	*	*	1	*	21	32

SMR CODE	FEDERAL STOCK NUMBER	DESCRIPTION REF NUMBER & MFR CODE	USABLE ON CODE	UNIT OF MEAS	QTY INC IN UNIT	30-DAY DS MAINT ALLOWANCE			30-DAY GS MAINT ALLOWANCE			1-YR AL WPER 100 EQUIP CNTGCTY	DEPOT MAINT AL WPER 100 EQUIP	ILLUSTRATION	
						1-20	21-50	51-100	1-20	21-50	51-100			FIGURE NO.	ITEM NO.
PO	5340-010-4855	SPRING, SPECIAL: BLOWDOWN VALVE 41829 (16004)		EA	1	*	1	1	*	1	1	12	15	21	33
PO	3110-100-6158	BALL, BEARING: BLOWDOWN VALVE, 1/2 IN. DIA 9314 (16004)		EA	1	*	1	1	*	1	1	12	15	21	34
X1		BODY: BLOWDOWN VALVE 36559 (16004)		EA	1									21	35
PO	4730-391-3781	ELBOW, MALE: SEPARATOR ASSEMBLY, 1/4 IN. NPT TO 3/8 IN. TUBE 69X6 (79470)		EA	1	REF	REF	REF	REF	REF	REF	REF	REF	21	36
X20		BOLT, EYE: SEPARATOR ASSEMBLY 3075 (71177)		EA	2									21	37
PO		VALVE, SAFETY: SEPARATOR ASSEMBLY 1-1/4 IN. NPT, 140 PSI FIG86-140-1-1-4 (34494)		EA	1	*	*	1	*	*	1	6	10	21	38
PO	4730-012-7823	ELBOW, STREET, PIPE: SEPARATOR ASSEMBLY 1-1/4 IN. NPT, 90° MS39230-7 (96906)		EA	1	*	*	*	*	*	*	1	*	21	39
PO	4730-221-2137	PLUG, PIPE: SEPARATOR ASSEMBLY 1/4 IN. NPT, SQUARE HEAD MS20913-25 (96906)		EA	2	*	*	*	*	*	*	1	*	21	40
PO	<i>4730-131-7217</i>	ELBOW, STREET, PIPE: SEPARATOR ASSEMBLY 1-1/4 IN. NPT, 45° MS39231-7 (96906)		EA	1	*	*	*	*	*	*	1	*	21	41
PO	4730-221-2139	PLUG, PIPE: SEPARATOR ASSEMBLY 1/2 IN. NPT, SQUARE HEAD MS20913-45 (96906)		EA	1	*	*	*	*	*	*	1	*	21	42
PO	4730-261-4219	ELBOW, STREET, PIPE: SEPARATOR ASSEMBLY 1-1/2 IN. NPT, 45° MS39231-8 (96906)		EA	1	REF	REF	REF	REF	REF	REF	REF	REF	21	6
PO	5305-983-8338	SCREW, CAP, SOCKET HEAD: HOUSING, MINIMUM PRESSURE VALVE, 1/2-13 THD SIZE, 5-1/2 IN. LG MS16997-155 (96906)		EA	4	*	*	*	*	*	*	1	*	21	43
PO	5310-437-5264	WASHER, LOCK: HOUSING, MINIMUM PRESSURE VALVE, 1/2 IN. SIZE, INTERNAL TOOTH 1224-06 (78189)		EA	4	REF	REF	REF	REF	REF	REF	REF	REF	21	44
X20		HOUSING: VALVE, MINIMUM PRESSURE, SEPARATOR ASSEMBLY 49797 (16004)		EA	1									21	45
PO		PLUG, PIPE: HOUSING, MINIMUM PRESSURE VALVE, 1/4 IN. NPT, SOCKET HEAD 61020 (16004)		EA	1	*	*	*	*	*	*	1	*	21	46
P20	<i>430-477-9666</i>	BREATHER: MINIMUM PRESSURE VALVE 26842 (16004)		EA	1	*	*	*	*	*	*	2	2	21	47



SMR CODE	FEDERAL STOCK NUMBER	DESCRIPTION REF NUMBER & MFR CODE	USABLE ON CODE	UNIT OF MEAS	QTY INC IN UNIT	30-DAY DS MAINT ALLOWANCE			30-DAY GS MAINT ALLOWANCE			1-YR AL WPER 100 EQUIP CNTGCTY	DEPOT MAINT AL WPER 100 EQUIP	ILLUSTRATION	
						1-20	21-50	51-100	1-20	21-50	51-100			FIGURE NO.	ITEM NO.
PO	5330-730-6388	FELT, MECHANICAL: MINIMUM PRESSURE VALVE 26396 (16004)		EA	1	1	1	2	1	1	2	24	100	21	48
X20	5340-329-2577	RING, RETAINING: MINIMUM PRESSURE VALVE 5005-50 (79136)		EA	1									21	49
PO		PACKING, PREFORMED: MINIMUM PRESSURE VALVE PRP568-436-975-75 (77308)		EA	1	1	1	2	1	1	2	25	100	21	50
P20		NON-RETURN VALVE ASSEMBLY: MINIMUM PRESSURE VALVE 26844 (16004)		EA	1	*	*	*	*	*	*	3	3	21	51
PO	5310-462-4653	NUT, SELF LOCKING: NON-RETURN VALVE 21FAF-813 (56878)		EA	1	*	*	*	*	*	*	2	*	21	52
X20		WASHER, RETAINING: NON-RETURN VALVE 26847 (16004)		EA	1									21	53
PO		WASHER, FACING: NON-RETURN VALVE 26846 (16004)		EA	1	*	1	1	*	1	1	12	100	21	54
X1		HEAD: NON-RETURN VALVE 26848 (16004)		EA	1									21	55
X1		STEM: NON-RETURN VALVE 26845 (16004)		EA	1									21	56
PO		PACKING, PREFORMED: MINIMUM PRESSURE VALVE PRP568-334-975-75 (77308)		EA	1	1	1	2	1	1	2	25	100	21	57
P20	1310-497-9665	PISTON: MINIMUM PRESSURE VALVE 26840 (16004)		EA	1	*	*	*	*	*	*	2	2	21	58
PO	5360-137-3462	SPRING: MINIMUM PRESSURE VALVE 26841 (16004)		EA	1	*	*	*	*	*	*	12	24	21	59
PF	5305-175-7504	SCREW, CAP, HEXAGON HEAD: COVER, SEPARATOR ASSEMBLY 3/4-10 THD SIZE, 3 IN. LG HARDENED 61876 (16004)		EA	12	*	*	*	*	*	*	2	*	21	60
PF	5310-584-7888	WASHER, LOCK, SPLIT: COVER, SEPARATOR ASSEMBLY 3/4 IN. SIZE MS35338-51 (16004)		EA	12	*	*	*	*	*	*	2	*	21	61
X2F		COVER: SEPARATOR ASSEMBLY 49170 (16004)		EA	1									21	62
X2F		PIPE: SEPARATOR ASSEMBLY, 1/4 NPTF, 24-3/4 IN. LG 60980 (16004)		EA	1									21	63
PF		GASKET: SEPARATOR ASSEMBLY 49171 (16004)		EA	2	2	2	4	2	2	4	50	200	21	64
PF	1310-497-9941	ELEMENT: SEPARATOR ASSEMBLY 48776 (16004)		EA	1	*	*	1	*	*	1	6	12	21	65
X2F		TANK: SEPARATOR ASSEMBLY 48778 (16004)		EA	1									21	66



ME 4310-338-35P/22

Figure 22. Run-start control linkage group.

SMR CODE	FEDERAL STOCK NUMBER	DESCRIPTION REF NUMBER & MFR CODE	USABLE ON CODE	UNIT OF MEAS	QTY INC IN UNIT	30-DAY DS MAINT ALLOWANCE			30-DAY GS MAINT ALLOWANCE			1-YR ALWPER 100 EQUIP CNTGCTY	DEPOT MAINT ALWPER 100 EQUIP	ILLUSTRATION		
						1-20	21-50	51-100	1-20	21-50	51-100			FIGURE NO.	ITEM NO.	
		GROUP 22 - RUN-START CONTROL LINKAGE GROUP														
PO	5305-723-9385	SCREW, SET: CONTROL LINKAGE, SOC HD CUP PT, 1/4-20 THD SIZE, 3/8 IN. LG MS51963-65 (96906)		EA	2	*	*	*	*	*	*	1	*	22	1	
X20		COLLAR: CONTROL LINKAGE 27917 (16004)		EA	1									22	2	
PO	<del>5360-138-0176</del>	SPRING, ROD: CONTROL LINKAGE 62156 (16004)		EA	1	*	*	1	*	*	1	10	12	22	3	
PO		NUT, SELF LOCKING: CONTROL LINKAGE, 1/4-20 THD SIZE 21FC-428 (56878)		EA	2	*	*	*	*	*	*	1	*	22	4	
X20		BLOCK, STOP: CONTROL LINKAGE 18952 (16004)		EA	2									22	5	
PO	5310-768-0319	NUT, PLAIN, HEXAGON: CONTROL LINKAGE, 1/4-28 THD SIZE MS51968-2 (96906)		EA	4	*	*	*	*	*	*	1	*	22	6	
X20		ROD: CONTROL LINKAGE 62073 (16004)		EA	1									22	7	
PO	<del>5360-138-4448</del>	SPRING: CONTROL LINKAGE 62094 (16004)		EA	1	*	*	1	*	*	1	10	12	22	8	
PO	5305-225-8497	SCREW, CAP, HEXAGON HEAD: SPRING BRACKET, 5/16-18 THD SIZE, 3/4 IN. LG MS90725-32 (96906)		EA	1	REF	REF	REF	REF	REF	REF	REF	REF	22	9	
PO	5310-407-9566	WASHER, LOCK, SPLIT: SPRING BRACKET, 5/16 IN. SIZE MS35338-45 (96906)		EA	1	REF	REF	REF	REF	REF	REF	REF	REF	22	10	
X20	5340-435-8635	CLAMP, LOOP: SPRING BRACKET 60627 (16004)		EA	1									22	11	
X20		BRACKET, SPRING: CONTROL LINKAGE 62095 (16004)		EA	1									22	12	
PO		NUT, SELF LOCKING: BALL JOINT, 5/16-24 THD SIZE 21FC524 (56878)		EA	2	*	*	*	*	*	*	1	*	22	13	
PO	3040-130-8094	JOINT, BALL: CONTROL LINKAGE SP1003CP (01428)		EA	2	*	1	1	*	1	1	12	25	22	14	
PO	5310-880-7746	NUT, PLAIN, HEXAGON: CONTROL LINKAGE, 5/16-24 THD SIZE MS51968-5 (96906)		EA	2	*	*	*	*	*	*	1	*	22	15	
X20		ROD: CONTROL LINKAGE 61643 (16004)		EA	1									22	16	
X20		PIN, ARM ASSEMBLY: CONTROL LINKAGE, 1/4 IN. DIA, 2 IN. LG 40596 (16004)		EA	1									22	17	
PO	5310-809-4058	WASHER, FLAT: ARM ASSEMBLY CONTROL LINKAGE, 1/4 IN. SIZE MS27183-10 (96906)		EA	2	REF	REF	REF	REF	REF	REF	REF	REF	22	18	

SMR CODE	FEDERAL STOCK NUMBER	DESCRIPTION REF NUMBER & MFR CODE	USABLE ON CODE	UNIT OF MEAS	QTY INC IN UNIT	30-DAY DS MAINT ALLOWANCE			30-DAY GS MAINT ALLOWANCE			1-YR AL WPER 100 EQUIP CNTGNCY	DEPOT MAINT AL WPER 100 EQUIP	ILLUSTRATION		
						1-20	21-50	51-100	1-20	21-50	51-100			FIGURE NO.	ITEM NO.	
X20		ARM ASSEMBLY: CONTROL LINKAGE 62071 (16004)		EA	1											
X20		ARM, ARM ASSEMBLY: CONTROL LINKAGE 62070 (16004)		EA	1									22	19	
PO	3120-138-0244	BUSHING, ARM ASSEMBLY: CONTROL LINKAGE 40875 (16004)		EA	2	*	*	1	*	*	1	10	20	22	20	
PO	5315-842-3044	PIN, COTTER: CONTROL LINKAGE, 3/32 IN. DIA, 3/4 IN. LG MS24665-283 (96906)		EA	1	*	*	*	*	*	*	1	*	22	21	
X20		ARM ASSEMBLY: CONTROL LINKAGE 62155 (16004)		EA	1											
X1		ARM, ARM ASSEMBLY: CONTROL LINKAGE 62154 (16004)		EA	1									22	22	
PO	3120-138-0245	BUSHING, ARM ASSEMBLY: CONTROL LINKAGE 61840 (16004)		EA	1	*	*	1	*	*	1	10	20	22	23	
X20		PIN, SHAFT: CONTROL LINKAGE, 3/8 IN. DIA, 4-1/4 IN. LG 46287 (16004)		EA	1									22	24	
X20		COLLAR: CONTROL LINKAGE 61959 (16004)		EA	1									22	25	
PO	5310-133-4443	SPRING: CONTROL LINKAGE 61972 (16004)		EA	1	*	*	1	*	*	1	10	12	22	26	
X20		SHAFT ASSEMBLY: CONTROL LINKAGE 62086 (16004)		EA	1									22	27	
PO	5310-235-6357	NUT, TENSILOCK: CONTROL LINKAGE, 1/4-20 THD SIZE 60735 (16004)		EA	1	REF	REF	REF	REF	REF	REF	REF	REF	22	28	
PO	5306-251-5003	SCREW, TENSILOCK: CONTROL LINKAGE, 1/4-20 THD SIZE, 3/4 IN. LG 60745 (16004)		EA	1	REF	REF	REF	REF	REF	REF	REF	REF	22	29	
PO	5310-081-4219	WASHER, FLAT: CONTROL LINKAGE, 5/16 IN. SIZE MS27183-12 (96906)		EA	1	*	*	*	*	*	*	1	*	22	30	
PO	5340-985-6690	CLAMP, HOSE: CONTROL LINKAGE 900729-3 (01276)		EA	1	*	*	1	*	*	1	6	12	22	31	
X20		PLATE, NAME: CONTROL LINKAGE, RUN-START. 62508 (16004)		EA	1									22	32	
PO	5305-753-7171	SCREW, SELF TAPPING: NAMEPLATE, No. 4-40 THD SIZE, 1/4 IN. LG MS24630-10 (96906)		EA	2	*	*	*	*	*	*	2	*	22	33	
X20		BRACKET: IDLE CONTROL LINKAGE 62026 (16004)		EA	1									22	34	

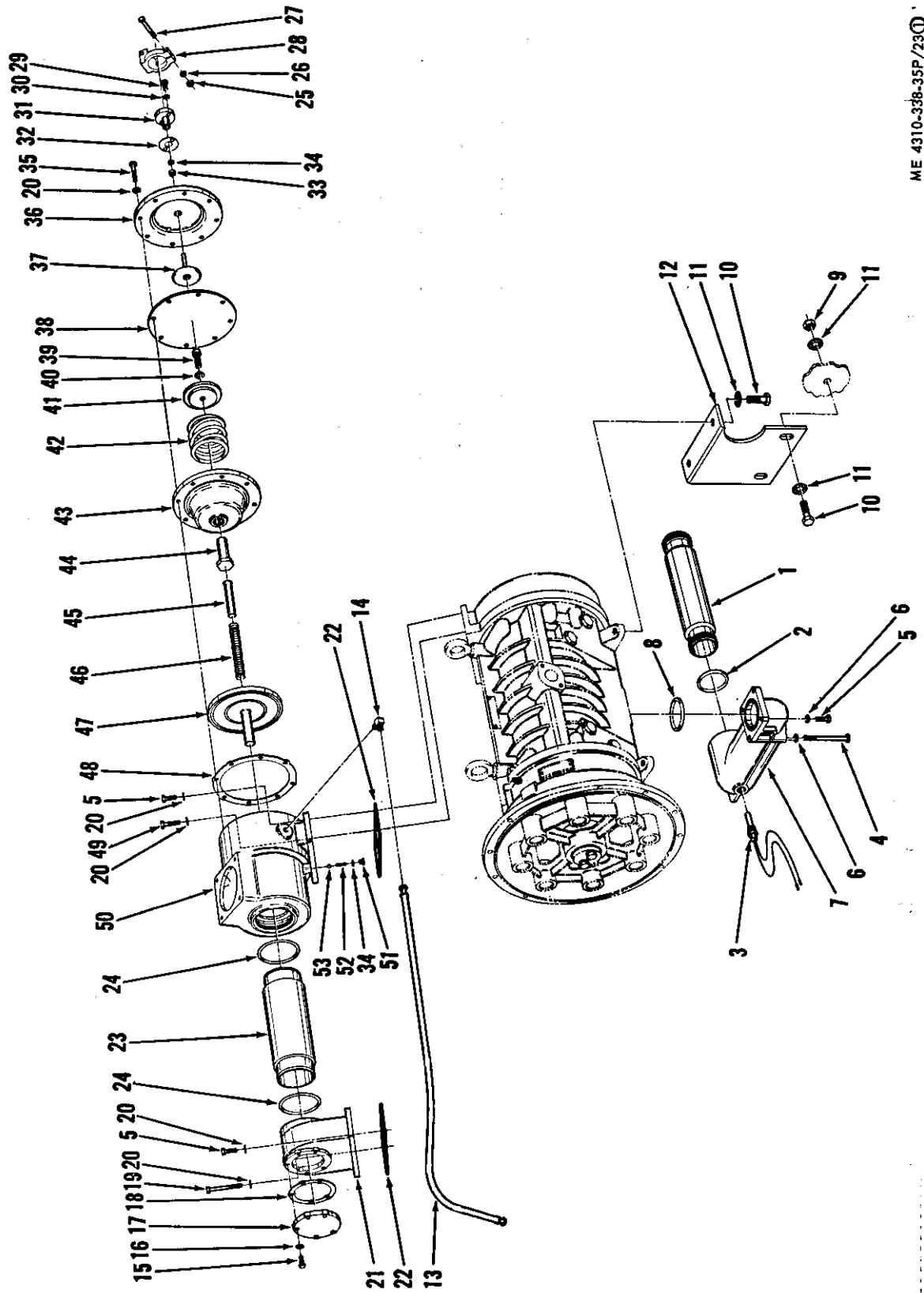
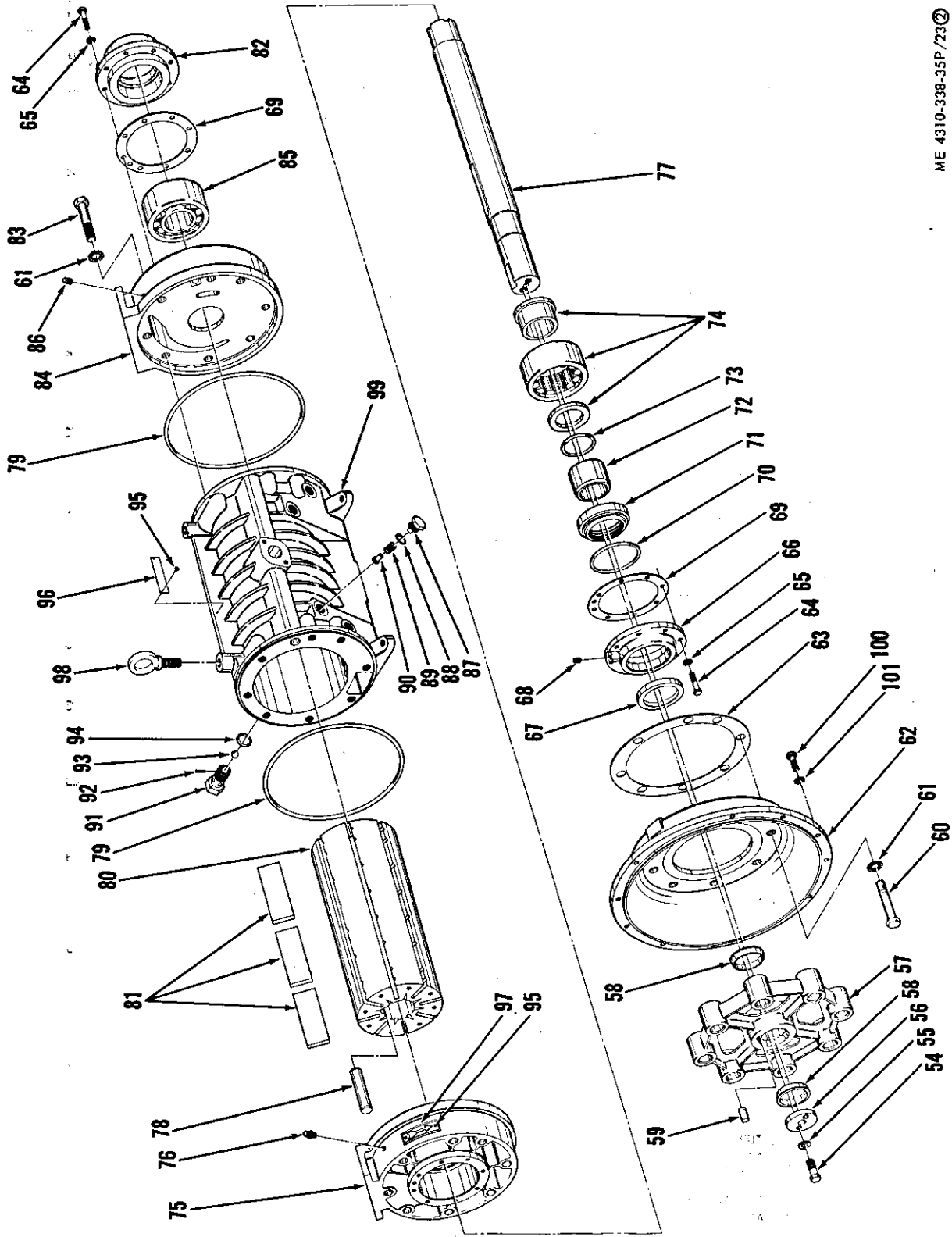


Figure 23. Air compressor assembly and installation group (sheet 1 of 2).



ME 4310-338-35P/23②

Figure 23. Air compressor assembly and installation group (sheet 2 of 2).

SMR CODE	FEDERAL STOCK NUMBER	DESCRIPTION REF NUMBER & MFR CODE	USABLE ON CODE	UNIT OF MEAS	QTY INC IN UNIT	30-DAY DS MAINT ALLOWANCE			30-DAY GS MAINT ALLOWANCE			1-YR ALWPER 100 EQUIP CNTGCTY	DEPOT MAINT ALWPER 100 EQUIP	ILLUSTRATION		
						1-20	21-50	51-100	1-20	21-50	51-100			FIGURE NO.	ITEM NO.	
		GROUP 23 - AIR COMPRESSOR ASSEMBLY AND INSTALLATION GROUP														
X20		TUBE, DISCHARGE: COMPRESSOR INSTALLATION 62066 (16004)		EA	1									23	1	
PO		PACKING, PREFORMED: DISCHARGE TUBE PRP568-336-975-75 (77308)		EA	2	*	1	1	*	1	1	12	*	23	2	
PO	5290-758-5251	THERMOSWITCH ASSEMBLY: DISCHARGE CONNECTION 49793 (16004)		EA	1	*	1	1	*	1	1	12	15	23	3	
PO	5305-269-3228	SCREW, CAP, HEXAGON HEAD: DISCHARGE CONNECTION 3/8-16 THD SIZE, 5 IN. LG MS90725-78 (96906)		EA	2	*	*	*	*	*	*	1	*	23	4	
PO	5305-269-3213	SCREW, CAP, HEXAGON HEAD: DISCHARGE AND INTAKE CONNECTION 3/8-16 THD SIZE, 1-1/4 IN. LG MS90725-62 (96906)		EA	10	REF	REF	REF	REF	REF	REF	REF	REF	23	5	
PO	5310-637-9541	WASHER, LOCK, SPLIT: DISCHARGE CONNECTION, 3/8 IN. SIZE MS35338-46 (96906)		EA	4	REF	REF	REF	REF	REF	REF	REF	REF	23	6	
X20		CONNECTION, DISCHARGE: COMPRESSOR INSTALLATION 49161 (16004)		EA	1									23	7	
PO	5230-138-9115	PACKING, PREFORMED: DISCHARGE CONNECTION PRP568-338-975-75 (77308)		EA	1	*	*	1	*	*	1	6	*	23	8	
PF	5310-763-8920	NUT, PLAIN, HEXAGON: COMPRESSOR SUPPORT, 5/8-11 THD SIZE MS51967-20 (96906)		EA	2	*	*	*	*	*	*	1	*	23	9	
PF	5305-051-0827	SCREW, CAP, HEXAGON HEAD: COMPRESSOR SUPPORT 5/8-11 THD SIZE, 2 IN. LG MS90725-164 (96906)		EA	4	*	*	*	*	*	*	1	*	23	10	
PF	5310-017-8627	WASHER, LOCK: COMPRESSOR SUPPORT, 5/8 IN. SIZE, INTERNAL- EXTERNAL TOOTH 4028-34-00 (78189)		EA	6	*	*	*	*	*	*	3	*	23	11	
X2F		SUPPORT, COMPRESSOR: COMPRESSOR INSTALLATION 49157 (16004)		EA	1									23	12	
AF		COMPRESSOR, AIR: ASSEMBLY 62413 (16004)		EA	1											
MO		HOSE ASSEMBLY: COMPRESSOR ASSEMBLY 61083 (16004) MANUFACTURE FROM:		EA	1									23	13	
PO	4730-287-1537	NUT, TUBE COUPLING: HOSE ASSEMBLY, 3/8 TUBE 61X6 (79470)		EA	2	REF	REF	REF	REF	REF	REF	REF	REF			
PO	4730-287-4858	SLEEVE, COMPRESSION: HOSE ASSEMBLY, 3/8 TUBE 60X6 (79470)		EA	2	REF	REF	REF	REF	REF	REF	REF	REF			
PO	4720-402-9511	HOSE: HOSE ASSEMBLY, 3/8 I.D. x 5/8 O.D. - 23 IN. LG 801-6 (45681)		EA	1	REF	REF	REF	REF	REF	REF	REF	REF			

SMR CODE	FEDERAL STOCK NUMBER	DESCRIPTION REF NUMBER & MFR CODE	USABLE ON CODE	UNIT OF MEAS	QTY INC IN UNIT	30-DAY DS MAINT ALLOWANCE			30-DAY GS MAINT ALLOWANCE			1-YR ALWPER 100 EQUIP CNTGCTY	DEPOT MAINT ALWPER 100 EQUIP	ILLUSTRATION	
						1-20	21-50	51-100	1-20	21-50	51-100			FIGURE NO.	ITEM NO.
PO		ADAPTER, STRAIGHT: HOSE ASSEMBLY, 3/8 TUBE 10006B-X06 (79470)		EA	2	REF	REF	REF	REF	REF	REF	REF			
PO	4730-391-3781	ELBOW: COMPRESSOR ASSEMBLY, 1/4 NPT TO 3/8 TUBE 69X6 (79470)		EA	1	REF	REF	REF	REF	REF	REF	REF	23	14	
PO	5306-225-8499 E32	SCREW, CAP, HEXAGON HEAD: COVER, 5/16-18 THD SIZE, 1 IN. LG MS90725-34 (96906)		EA	5	REF	REF	REF	REF	REF	REF	REF	23	15	
PO	5310-407-9566	WASHER, LOCK, SPLIT: COVER, 5/16 IN. SIZE MS35338-45 (96906)		EA	5	REF	REF	REF	REF	REF	REF	REF	23	16	
X20		COVER, INTAKE UNLOADER: COMPRESSOR ASSEMBLY 61642 (16004)		EA	1								23	17	
X1		GASKET: COVER 60432 (16004)		EA	1								23	18	
PO	5305-269-3222	SCREW, CAP, HEXAGON HEAD: INTAKE CONNECTION, 3/8-16 THD SIZE, 3-1/2 IN. LG MS90725-72 (96906)		EA	2	*	*	*	*	*	*	1	*	23	19
PO	5310-685-3228	WASHER, LOCK: COMPRESSOR ASSEMBLY, 3/8 IN. SIZE, INTERNAL TOOTH 1220-00 (78189)		EA	20	*	*	*	*	*	*	3	*	23	20
X20		CONNECTION, INTAKE: COMPRESSOR ASSEMBLY 60431 (16004)		EA	1								23	21	
PO	5323-137-3413	GASKET: INTAKE CONNECTION 48753 (16004)		EA	2	*	*	1	*	*	1	6	*	23	22
X20		TUBE: INTAKE CONNECTION TO INTAKE CONTROL 48494 (16004)		EA	1								23	23	
PO		PACKING, PREFORMED: TUBE PRP568-345-975-75 (77308)		EA	2	1	2	4	1	2	4	42	*	23	24
PO	5310-761-6882	NUT, PLAIN, HEXAGON: PIVOT CLAMP, 1/4-20 THD SIZE MS1967-2 (96906)		EA	1	REF	REF	REF	REF	REF	REF	REF	REF	23	25
PO	5310-582-5965	WASHER, LOCK, SPLIT: PIVOT CLAMP, 1/4 IN. SIZE MS35338-25 (96906)		EA	1	REF	REF	REF	REF	REF	REF	REF	REF	23	26
PO	5305-071-2235	SCREW, CAP, HEXAGON HEAD: PIVOT CLAMP, 1/4-20 THD SIZE, 2-1/2 IN. LG MS90725-16 (96906)		EA	1	*	*	*	*	*	*	1	*	23	27
X20		CLAMP, PIVOT: INTAKE CONTROL 61757 (16004)		EA	1								23	28	
PO	5305-983-8084	SCREW, CAP, SOCKET HEAD: GUIDE, PIVOT CLAMP 1/4-20 THD SIZE, 3/4 IN. LG MS16997-60 (96906)		EA	2	*	*	*	*	*	*	1	*	23	29
PO	5310-331-1446	WASHER, LOCK: GUIDE, PIVOT CLAMP 1/4 IN. SIZE, INTERNAL TOOTH 1214-05 (78189)		EA	2	REF	REF	REF	REF	REF	REF	REF	REF	23	30



SMR CODE	FEDERAL STOCK NUMBER	DESCRIPTION REF NUMBER & MFR CODE	USABLE ON CODE	UNIT OF MEAS	QTY INC IN UNIT	30-DAY DS MAINT ALLOWANCE			30-DAY GS MAINT ALLOWANCE			1-YR ALWPER 100 EQUIP CNTGCTY	DEPOT MAINT ALWPER 100 EQUIP	ILLUSTRATION	
						1-20	21-50	51-100	1-20	21-50	51-100			FIGURE NO.	ITEM NO.
X20		GUIDE: PIVOT CLAMP 61759 (16004)		EA	1									23	31
PO	5330-137-3450	GASKET: GUIDE, PIVOT CLAMP 61761 (16004)		EA	1	*	1	1	*	1	1	12	*	23	32
PO	4310-715-5677	BUSHING: GUIDE, PIVOT CLAMP 26981 (16004)		EA	1	*	1	1	*	1	1	12	30	23	33
PO	5330-806-1815	PACKING, PREFORMED: COMPRESSOR ASSEMBLY 24498 (16004)		EA	2	*	*	1	*	*	1	6	*	23	34
PF	5305-269-3216	SCREW, CAP, HEXAGON HEAD: COVER, INTAKE CONTROL 3/8-16 THD SIZE, 2 IN. LG MS90725-66 (96906)		EA	8	*	*	*	*	*	*	1	*	23	35
X2F		COVER: INTAKE CONTROL 61786 (16004)		EA	1									23	36
X2F		PUSH ROD ASSEMBLY: INTAKE CONTROL 61953 (16004)		EA	1									23	37
PF	4310-477-9563	DIAPHRAGM: INTAKE CONTROL 48463 (16004)		EA	1	*	1	1	*	1	1	12	100	23	38
PF	5305-042-6417	SCREW, CAP, HEXAGON HEAD: PISTON, INTAKE CONTROL 1/2-13 THD SIZE, 1-1/2 IN. LG MS90725-113 (96906)		EA	1	*	*	*	*	*	*	5	*	23	39
PF	5310-437-5264	WASHER, LOCK: PISTON, INTAKE CONTROL 1/2 IN. SIZE, INTERNAL TOOTH 1224-06 (78189)		EA	1	REF	REF	REF	REF	REF	REF	REF	REF	23	40
P2F	4310-477-9660	PISTON: INTAKE CONTROL 48464 (16004)		EA	1	*	*	*	*	*	*	3	3	23	41
PF	5360-137-4447	SPRING: INTAKE CONTROL 48462 (16004)		EA	1	*	*	*	*	*	*	4	5	23	42
P2F	4310-477-9661	CYLINDER: INTAKE CONTROL 48477 (16004)		EA	1	*	*	*	*	*	*	3	3	23	43
P2F	4310-477-9660	STEM: INTAKE CONTROL 48467 (16004)		EA	1	*	*	*	*	*	*	2	2	23	44
P2F	4310-477-9659	GUIDE, SPRING: INTAKE CONTROL 46807 (16004)		EA	1	*	*	*	*	*	*	2	2	23	45
PF	5360-137-3463	SPRING: INTAKE VALVE 61707 (16004)		EA	1	*	1	1	*	1	1	12	15	23	46
PF	4310-477-9658	VALVE, INTAKE: ASSEMBLY, INTAKE CONTROL 48475 (16004)		EA	1	*	*	1	*	*	1	10	15	23	47
PF	5330-137-3450	GASKET: CYLINDER TO BODY 48754 (16004)		EA	1	*	*	1	*	*	1	6	*	23	48

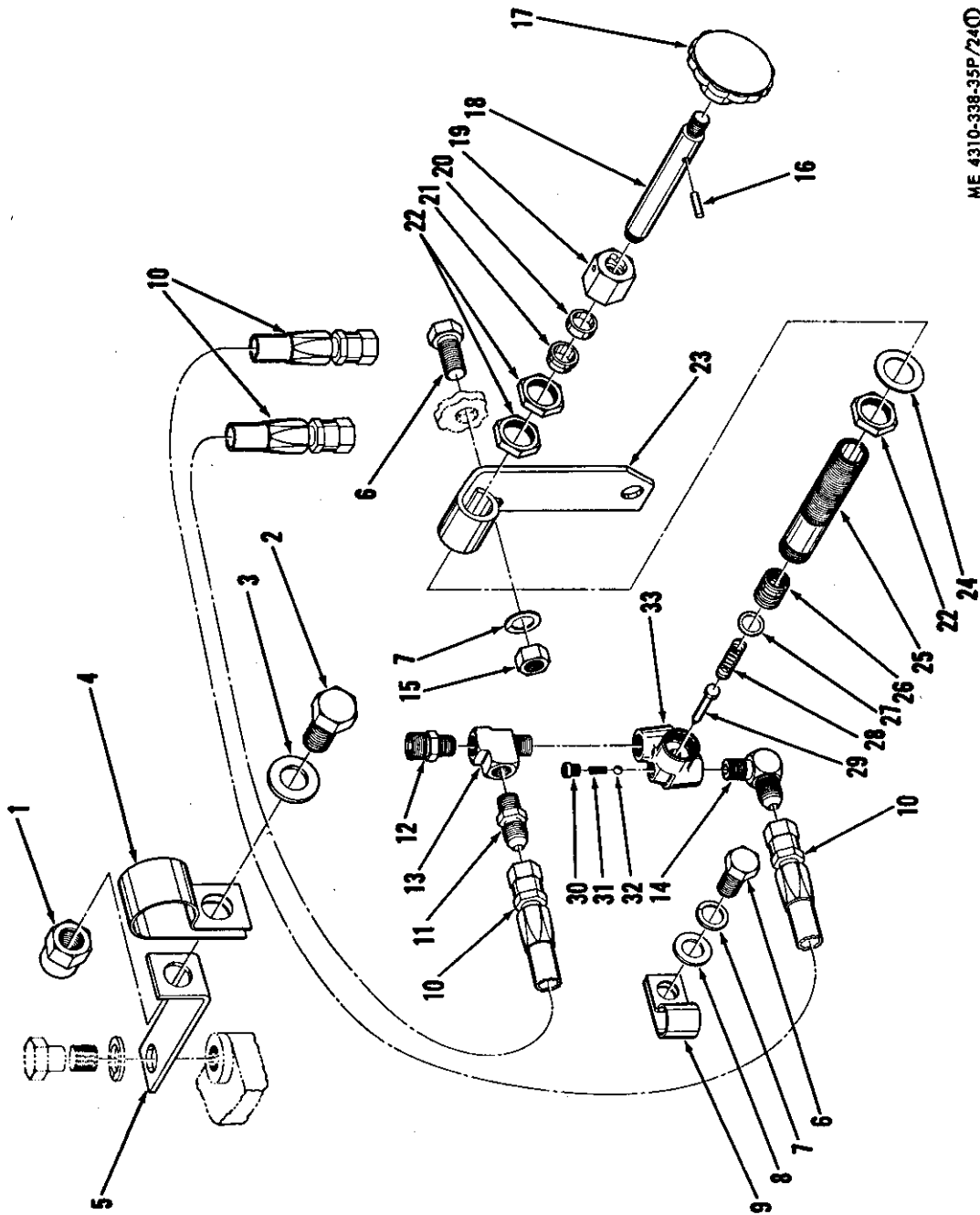
SMR CODE	FEDERAL STOCK NUMBER	DESCRIPTION REF NUMBER & MFR CODE	USABLE ON CODE	UNIT OF MEAS	QTY INC IN UNIT	30-DAY DS MAINT ALLOWANCE			30-DAY GS MAINT ALLOWANCE			1-YR AL WPER 100 EQUIP CNTGCTY	DEPOT MAINT AL WPER 100 EQUIP	ILLUSTRATION	
						1-20	21-50	51-100	1-20	21-50	51-100			FIGURE NO.	ITEM NO.
PF	5305-269-3215	SCREW, CAP, HEXAGON HEAD: BODY, INTAKE CONTROL 3/8-16 THD SIZE, 1-3/4 IN. LG MS90725-65 (96906)		EA	2	*	*	*	*	*	*	1	*	23	49
X2F		BODY, INTAKE CONTROL: COMPRESSOR ASSEMBLY 48491 (16004)		EA	1									23	50
P20	5365-050-7839 7737	PLUG, MACHINED: INTAKE CONTROL 45121 (16004)		EA	1	*	*	*	*	*	*	2	2	23	51
P20	5260-138-0177	SPRING: INTAKE CONTROL 46888 (16004)		EA	1	*	*	*	*	*	*	3	3	23	52
X20		BALL, 5/16 DIA: INTAKE CONTROL 24527 (16004)		EA	1									23	53
X2F		SCREW, CAP, HEXAGON HEAD: RETAINER 61240 (16004)		EA	2									23	54
PF	5310-820-6653	WASHER, LOCK, SPLIT: RETAINER, 5/8 IN. SIZE. MS35338-50 (96906)		EA	2	*	*	*	*	*	*	1	*	23	55
X2F		RETAINER: COMPRESSOR ASSEMBLY 48495 (16004)		EA	1									23	56
P2F		COUPLING: COMPRESSOR ASSEMBLY 48483 (16004)		EA	1	*	*	*	*	*	*	2	2	23	57
PF	4315-497-9657	COLLET: COMPRESSOR ASSEMBLY 48484 (16004)		EA	2	*	*	1	*	*	1	6	10	23	58
P2F	5315-137-3484	KEY, SHAFT: COUPLING 24984 (16004)		EA	1	*	*	*	*	*	*	2	2	23	59
PFT	4310-433-0586	COMPRESSOR, BARE: ASSEMBLY 62549 (16004)		EA	1	*	*	*	*	*	*	5	5		
P2F	5305-941-9317	SCREW, CAP, HEXAGON HEAD: ADAPTER, ENGINE 3/4-10 THD SIZE, 4-1/2 IN. LG MS90725-197 (96906)		EA	8	*	*	*	*	*	*	2	*	23	60
PF	4310-678-8564	WASHER, SEAL: BARE COMPRESSOR, 3/4 IN. SIZE 26826 (16004)		EA	16	8	16	16	8	16	16	96	160	23	61
X2F		ADAPTER, ENGINE: BARE COMPRESSOR 48757 (16004)		EA	1									23	62
X1		GASKET, ADAPTER: BARE COMPRESSOR 48759 (16004)		EA	1									23	63
PF	5305-225-8502	SCREW, CAP, HEXAGON HEAD: COVER, 5/16-18 THD SIZE, 1-1/2 IN. LG MS90725-38 (96906)		EA	16	*	*	*	*	*	*	2	*	23	64
PF	5310-550-1130	WASHER, LOCK: COVER, 5/16 IN. SIZE, INTERNAL TOOTH 28147 (16004)		EA	16	*	*	*	*	*	*	2	*	23	65

SMR CODE	FEDERAL STOCK NUMBER	DESCRIPTION	USABLE ON CODE	UNIT OF MEAS	QTY INC IN UNIT	30-DAY DS MAINT ALLOWANCE			30-DAY GS MAINT ALLOWANCE			1-YR AL WPER 100 EQUIP CNTGCGY	DEPOT MAINT AL WPER 100 EQUIP	ILLUSTRATION	
						1-20	21-50	51-100	1-20	21-50	51-100			FIGURE NO.	ITEM NO.
X2F		COVER: BARE COMPRESSOR 48486 (16004)		EA	1									23	66
PF		SEAL, OIL: BARE COMPRESSOR 350-445-16 (71724) <i>3 1/2 1 1/2 1/2 1/2</i>		EA	1	*	1	1	*	1	1	12	100	23	67
PF	4730-595-1074	PLUG, PIPE: COVER, 1/8 NPT SQUARE HEAD MS20913-1CR (96906) <i>4.50 1/2 WASH</i>		EA	1	*	*	*	*	*	*	1	*	23	68
X1		GASKET, COVER: BARE COMPRESSOR 48752 (16004)		EA	2									23	69
X1		PACKING, PREFORMED: BARE COMPRESSOR PRP568-425-975-75 (77308)		EA	1									23	70
X2F		SLEEVE, SEAL: BARE COMPRESSOR 48461 (16004)		EA	1									23	71
PF	<i>3120-138-8246</i>	SLEEVE, BEARING: BARE COMPRESSOR 48470 (16004)		EA	1	*	*	1	*	*	1	6	8	23	72
X1		PACKING, PREFORMED: BARE COMPRESSOR PRP568-335-975-75 (77308)		EA	1									23	73
PF	<i>5310-140-800?</i>	BEARING, ROLLER: BARE COMPRESSOR LP5314UMR (51600)		EA	1	*	1	1	*	1	1	12	25	23	74
X2F		COVER, END: BARE COMPRESSOR 48481 (16004)		EA	1									23	75
PF	4730-273-8561	ADAPTER: BARE COMPRESSOR 28888 (16004)		EA	1	REF	REF	REF	REF	REF	REF	REF	REF	23	76
P2F		SHAFT: BARE COMPRESSOR 62358 (16004)		EA	1	*	*	*	*	*	*	3	5	23	77
P2F	<i>5315-137-3471</i>	KEY: BARE COMPRESSOR 62250 (16004)		EA	1	*	*	*	*	*	*	2	2	23	78
X1		PACKING, PREFORMED: BARE COMPRESSOR PRP568-280-975-75 (77308)		EA	2									23	79
P2F	<i>4310-578-3575</i>	ROTOR: BARE COMPRESSOR 62359 (16004)		EA	1	*	*	*	*	*	*	2	3	23	80
PF	<i>4310-518-3586</i>	BLADES, ROTOR: BARE COMPRESSOR 62309 (16004)		EA	24	24	24	24	24	24	24	144	1200	23	81
X2F		COVER, BEARING: BARE COMPRESSOR 48485 (16004)		EA	1									23	82
X2F	5305-939-7063	SCREW, CAP, HEXAGON HEAD: END COVER, 3/4-10 THD SIZE, 4 IN. LG MS90725-195 (96906)		EA	8	*	*	*	*	*	*	2	*	23	83
X2F		COVER, END: BARE COMPRESSOR 48480 (16004)		EA	1									23	84

SMR CODE	FEDERAL STOCK NUMBER	DESCRIPTION REF NUMBER & MFR CODE	USABLE ON CODE	UNIT OF MEAS	QTY INC IN UNIT	30-DAY DS MAINT ALLOWANCE			30-DAY GS MAINT ALLOWANCE			1-YR AL WPER 100 EQUIP CNTGCTY	DEPOT MAINT AL WPER 100 EQUIP	ILLUSTRATION	
						1-20	21-50	51-100	1-20	21-50	51-100			FIGURE NO.	ITEM NO.
PF	3110-139-6976	BEARING, ROLLER: BARE COMPRESSOR E5314UMR (51600)		EA	1	*	1	1	*	1	1	12	25	23	85
PO	4730-221-2137	PLUG, PIPE: BARE COMPRESSOR 1/4 NPT SQUARE HEAD MS20913-25 (96906)		EA	1	REF	REF	REF	REF	REF	REF	REF	REF	23	86
X20		PLUG, MACHINED: BARE COMPRESSOR 43392 (16004)		EA	1									23	87
PO	5330-060-9841	PACKING, PREFORMED: BARE COMPRESSOR 24964 (16004)		EA	1	*	4	4	*	4	4	36	*	23	88
PO	4310-018-2606	SPRING, VALVE: BARE COMPRESSOR 43394 (16004)		EA	1	*	*	1	*	*	1	6	15	23	89
PO	4820-102-6482	VALVE, DRAIN: BARE COMPRESSOR 43393 (16004)		EA	1	*	1	1	*	1	1	12	15	23	90
P20		VALVE, DRAIN: ASSEMBLY, BARE COMPRESSOR 48489 (16004)		EA	1	*	*	*	*	*	*	5	6		
X1		VALVE: DRAIN VALVE ASSEMBLY 48488 (16004)		EA	1									23	91
X1		PIN, ROLL: DRAIN VALVE ASSEMBLY 5/64 IN. O.D. X 1 IN. LG 59-018-078-10000 (72962)		EA	1									23	92
X1		BALL, 5/8 DIA: DRAIN VALVE ASSEMBLY MS150469 (96906)		EA	1									23	93
PO	5330-852-1684	PACKING, PREFORMED: DRAIN VALVE ASSEMBLY 48488-123-975-75 (77308) MS 4338-123 (74906)		EA	1	4	8	15	4	8	15	180	*	23	94
PO	5305-753-7171	SCREW, SELF TAPPING: SERIAL AND ROTATION PLATE, No. 4-40 THD SIZE, 1/4 IN. LG MS24630-10 (96906)		EA	4	REF	REF	REF	REF	REF	REF	REF	REF	23	95
X20	9905-489-5601	PLATE, SERIAL NO: BARE COMPRESSOR 44972 (16004)		EA	1									23	96
X20	4310-803-8170	PLATE, ROTATION: BARE COMPRESSOR 18806 (16004)		EA	1									23	97
X20		BOLT, EYE: BARE COMPRESSOR 3075 (71177)		EA	2									23	98
P2F	4310-417-7656	STATOR: BARE COMPRESSOR 48460 (16004)		EA	1	*	*	*	*	*	*	2	3	23	99
PF	5305-050-1076	SCREW, CAP, HEXAGON HEAD: COMPRESSOR TO ENGINE, 7/16-14 THD SIZE, 1-1/2 IN. LG MS90725-89 (96906)		EA	10	*	*	*	*	*	*	1	*	23	100
PF	5310-209-0965	WASHER, LOCK, SPLIT: COMPRESSOR TO ENGINE, 7/16 IN. SIZE MS35338-47 (96906)		EA	10	REF	REF	REF	REF	REF	REF	REF	REF	23	101

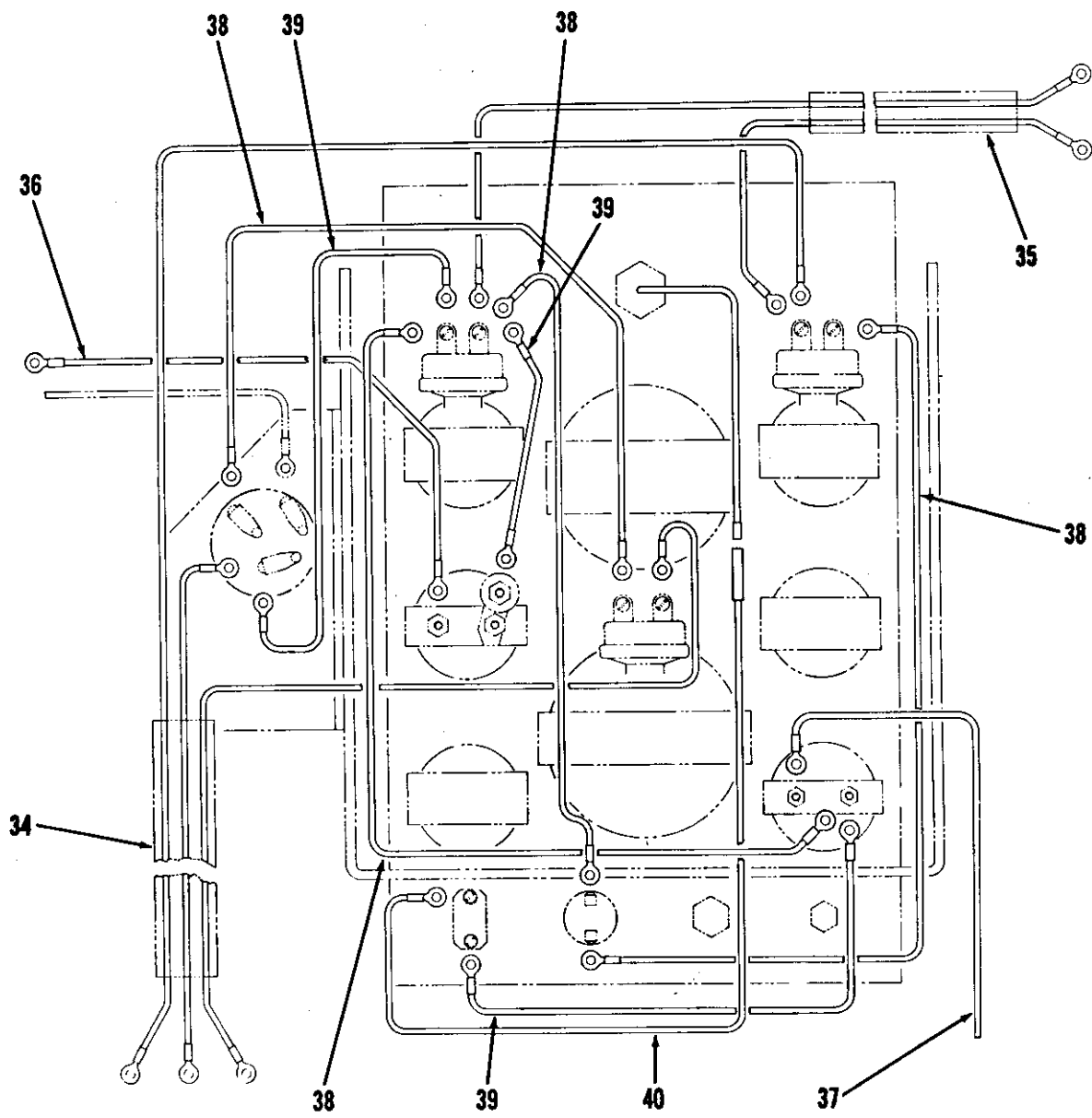
SMR CODE	FEDERAL STOCK NUMBER	DESCRIPTION REF NUMBER & MFR CODE	USABLE ON CODE	UNIT OF MEAS	QTY INC IN UNIT	30-DAY DS MAINT ALLOWANCE			30-DAY GS MAINT ALLOWANCE			1-YR ALWPER 100 EQUIP CNTGCT	DEPOT MAINT ALWPER 100 EQUIP	ILLUSTRATION	
						1-20	21-50	51-100	1-20	21-50	51-100			FIGURE NO.	ITEM NO.
PF	5320-138-0244	KIT, GASKET: AIR COMPRESSOR ASSEMBLY 62339 (16004)			1	1	1	2	1	1	2	25	100		
XI		1-GASKET: OIL FILTER ADAPTER 11044 (16004) FSN													
XI		1-GASKET: AIR INTAKE ADAPTER 49195 (16004) FSN													
XI		2-GASKET, COVER: 48752 (16004) FSN													
XI		2-GASKET: AIR INTAKE BASE 48753 (16004) FSN													
XI		1-GASKET, CYLINDER: 48754 (16004) FSN													
XI		1-GASKET: ENGINE ADAPTER 48759 (16004) FSN													
XI		1-GASKET, COVER: INTAKE CONNECTION 60432 (16004) FSN													
XI		1-GASKET: ENGINE CONTROL 61761 (16004) FSN													
PF	5320-137-3447	KIT, O-RING: AIR COMPRESSOR ASSEMBLY 62340 (16004)			1	1	1	2	1	1	2	25	100		
XI		1-O-RING: SLEEVE, BEARING LOCK PRP568-335-975-75 (77308) FSN													
XI		2-O-RING: ENGINE CONTROL 24498 (16004) FSN5330-806-1815													
XI		4-O-RING, PLUG: 24964 (16004) FSN5330-060-9841													
XI		1-O-RING: DISCHARGE CONNECTION PRP568-338-975-75 (77308) FSN													
XI		1-O-RING: DRAIN VALVE PRP568-123-975-75 (77308) FSN													
XI		2-O-RING: END COVER PRP568-280-975-75 (77308) FSN													
XI		1-O-RING: END COVER PRP568-425-975-75 (77308) FSN													

SMR CODE	FEDERAL STOCK NUMBER	DESCRIPTION  REF NUMBER & MFR CODE	USABLE ON CODE	UNIT OF MEAS	QTY INC IN UNIT	30-DAY DS MAINT ALLOWANCE			30-DAY GS MAINT ALLOWANCE			1-YR ALWPER 100 EQUIP CNTGCTY	DEPOT MAINT ALWPER 100 EQUIP	ILLUSTRATION		
						1-20	21-50	51-100	1-20	21-50	51-100			FIGURE NO.	ITEM NO.	
X1		2-O-RING: TUBE; AIR INTAKE PRP568-345-975-75 (77308) FSN														
X1		2-O-RING: DISCHARGE TUBE PRP568-336-975-75 (77308) FSN														



ME 4310-338-35P/24

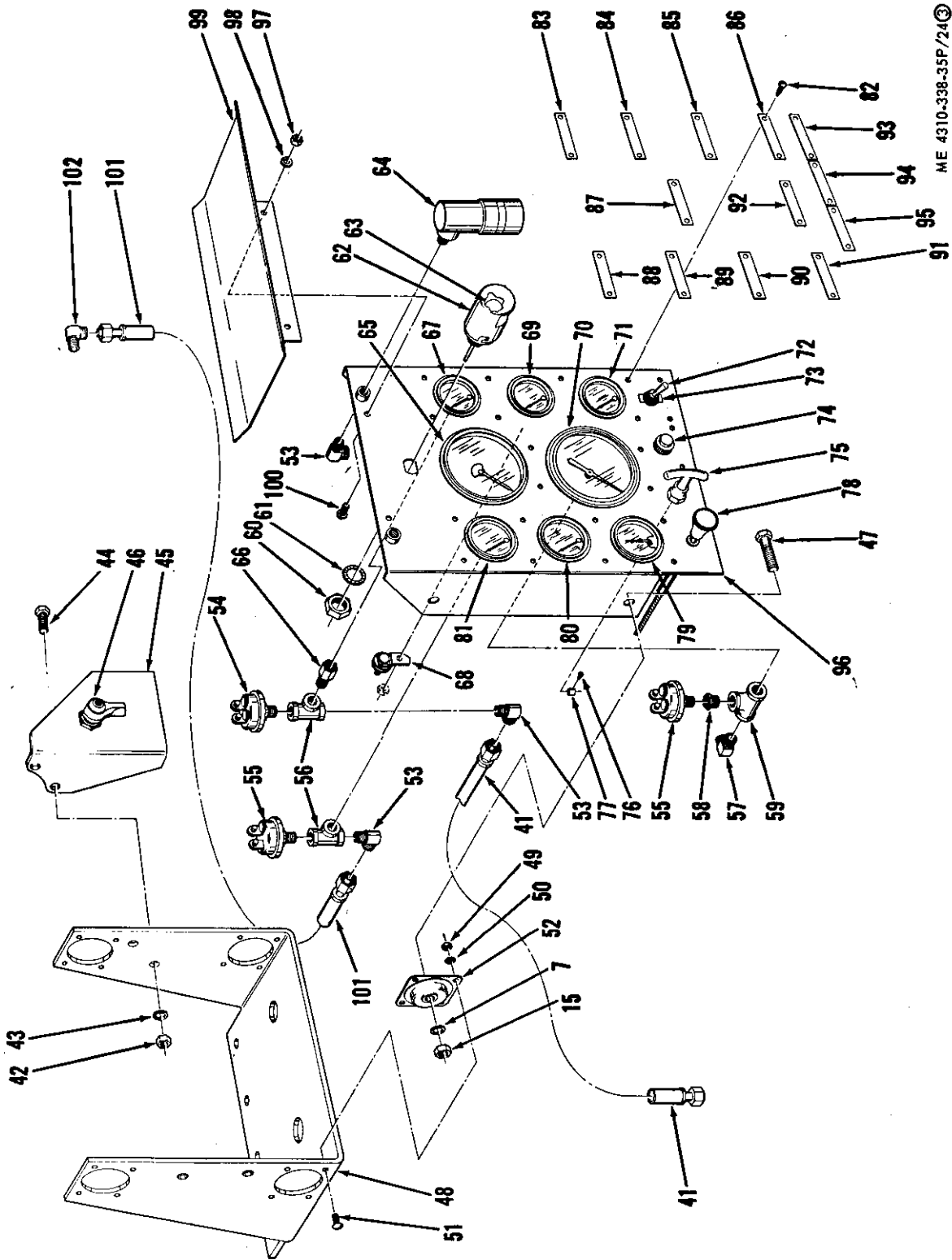
Figure 24. Instrument panel assembly and installation group (sheet 1 of 3).



ME 4310-338-35P/24②

Figure 24. Instrument panel assembly and installation group (sheet 2 of 3).





ME 4310-338-35P/24©

Figure 24. Instrument panel assembly and installation group (sheet 3 of 3).

SMR CODE	FEDERAL STOCK NUMBER	DESCRIPTION REF NUMBER & MFR CODE	USABLE ON CODE	UNIT OF MEAS	QTY INC IN UNIT	30-DAY DS MAINT ALLOWANCE			30-DAY GS MAINT ALLOWANCE			1-YR ALWPER 100 EQUIP CNTGCV	DEPOT MAINT ALWPER 100 EQUIP	ILLUSTRATION		
						1-20	21-50	51-100	1-20	21-50	51-100			FIGURE NO.	ITEM NO.	
		GROUP 24 - INSTRUMENT PANEL ASSEMBLY AND INSTALLATION GROUP														
PO	5310-462-4653	NUT, SELF LOCKING: HOSE CLIP, 1/2-13 THD SIZE 21FAF813 (56878)		EA	1	*	*	*	*	*	*	2	*	24	1	
PO	5305-781-3924	SCREW, CAP, HEXAGON HEAD: HOSE CLIP, 1/2-13 THD SIZE, 3/4 IN. LG MS90725-107 (96906)		EA	1	*	*	*	*	*	*	1	*	24	2	
PO	5310-809-3079	WASHER, FLAT: HOSE CLIP, 1/2 IN. SIZE MS27183-19 (96906)		EA	1	REF	REF	REF	REF	REF	REF	REF	REF	24	3	
P20	5340-885-0890	CLIP, HOSE: HOSE ASSEMBLIES, FUEL PRIMING PUMP TO ENGINE 900729-9 (01276)		EA	1	*	*	*	*	*	*	4	4	24	4	
X20		BRACKET: HOSE CLIP 62423 (16004)		EA	1									24	5	
PO	5305-269-3209	SCREW, CAP, HEXAGON HEAD: HOSE CLIP, 3/8-16 THD SIZE, 3/4 IN. LG MS90725-58 (96906)		EA	4	REF	REF	REF	REF	REF	REF	REF	REF	24	6	
PO	5310-637-9541	WASHER, LOCK, SPLIT: HOSE CLIP, 3/8 IN. SIZE MS35338-46 (96906)		EA	8	REF	REF	REF	REF	REF	REF	REF	REF	24	7	
PQ	5310-809-4061	WASHER, FLAT: HOSE CLIP, 3/8 IN. SIZE MS27183-15 (96906)		EA	2	*	*	*	*	*	*	1	*	24	8	
P20		CLIP, HOSE: HOSE ASSEMBLIES, FUEL PRIMING PUMP TO ENGINE 900729-01 (01276)		EA	2	REF	REF	REF	REF	REF	REF	REF	REF	24	9	
MO		HOSE ASSEMBLY: FUEL PRIMING PUMP TO ENGINE 62440 (16004) MANUFACTURE FROM:		EA	2									24	10	
PO	4730-127-5703	SWIVEL, HOSE: HOSE ASSEMBLY, 1/4 IN. SIZE 190454-4S (01276)		EA	2	*	*	1	*	*	1	6	10			
PO	4720-993-1038	HOSE: HOSE ASSEMBLY, 1/4 IN. SIZE, 50 IN. LG 2601-4 (01276)		EA	1	*	5	5	*	5	5	30	100			
P20	4730-639-9232	ADAPTER: FUEL PRIMING PUMP, 1/8 IN. NPT TO 1/4 IN. HOSE 2021-2-4S (01276)		EA	1	*	*	*	*	*	*	2	2	24	11	
P20	4730-270-4613	ADAPTER: FUEL PRIMING PUMP, 1/8 IN. NPT TO 5/16 IN. TUBE 68X5 (79470)		EA	1	*	*	*	*	*	*	2	2	24	12	
P20	4730-263-2733	TEE: FUEL PRIMING PUMP, 1/8 IN. NPT 3750X2 (79470)		EA	1	*	*	*	*	*	*	2	2	24	13	
P20	4730-647-3207	ELBOW: FUEL PRIMING PUMP, 1/8 IN. NPT TO 1/4 IN. HOSE, 90° 2024-2-4S (01276)		EA	1	*	*	*	*	*	*	2	2	24	14	

SMR CODE	FEDERAL STOCK NUMBER	DESCRIPTION REF NUMBER & MFR CODE	USABLE ON CODE	UNIT OF MEAS	QTY INC IN UNIT	30-DAY DS MAINT ALLOWANCE			30-DAY GS MAINT ALLOWANCE			1-YR ALW PER 100 EQUIP CNTGCTY	DEPOT MAINT ALW PER 100 EQUIP	ILLUSTRATION	
						1-20	21-50	51-100	1-20	21-50	51-100			FIGURE NO.	ITEM NO.
PO	5310-732-0558	NUT, PLAIN, HEXAGON: INSTRUMENT PANEL 3/8-16 THD SIZE MS51967-8 (96906)		EA	2	REF	REF	REF	REF	REF	REF	REF	REF	24	15
PO	2910-019-7840	PUMP, FUEL PRIMING: INSTRUMENT PANEL 9H2256 (11083)		EA	1	*	*	*	*	*	*	4	5		
X1		ROD ASSEMBLY: FUEL PRIMING PUMP 953820 (11083)		EA	1										
X1		PIN: ROD ASSEMBLY 953819 (11083)		EA	1									24	16
X1		KNOB: ROD ASSEMBLY 1M6782 (11083)		EA	1									24	17
X1		ROD: ROD ASSEMBLY 1M6783 (11083)		EA	1									24	18
X1		NUT: FUEL PRIMING PUMP 953818 (11083)		EA	1									24	19
PO		SEAL: FUEL PRIMING PUMP 258145 (11083)		EA	1	*	1	1	*	1	1	12	*	24	20
X1		GUIDE: FUEL PRIMING PUMP 1M6784 (11083)		EA	1									24	21
X20		NUT, LOCK: FUEL PRIMING PUMP 1M6781 (11083)		EA	3									24	22
X20		SUPPORT: FUEL PRIMING PUMP 7L436 (11083)		EA	1									24	23
X20		WASHER: FUEL PRIMING PUMP 1M6735 (11083)		EA	1									24	24
X1		BARREL: FUEL PRIMING PUMP 1M6779 (11083)		EA	1									24	25
X1		NUT: FUEL PRIMING PUMP 1M6788 (11083)		EA	1									24	26
PO	5330-920-6924	PACKING, PREFORMED: FUEL PRIMING PUMP 1H1023 (11083)		EA	2	1	2	4	1	2	4	50	*	24	27
X1		SPRING: FUEL PRIMING PUMP 953817 (11083)		EA	1									24	28
X1		PIN: FUEL PRIMING PUMP 1M6786 (11083)		EA	1									24	29
X1		RETAINER: FUEL PRIMING PUMP 1M6789 (11083)		EA	2									24	30
X1	5340-948-6127	SPRING: FUEL PRIMING PUMP 1M6780 (11083)		EA	2									24	31

SMR CODE	FEDERAL STOCK NUMBER	DESCRIPTION REF NUMBER & MFR CODE	USABLE ON CODE	UNIT OF MEAS	QTY INC IN UNIT	30-DAY DS MAINT ALLOWANCE			30-DAY GS MAINT ALLOWANCE			1-YR AL WPER 100 EQUIP CNTGCTY	DEPOT MAINT AL WPER 100 EQUIP	ILLUSTRATION	
						1-20	21-50	51-100	1-20	21-50	51-100			FIGURE NO.	ITEM NO.
X1		BALL: FUEL PRIMING PUMP 1M6718 (11083)		EA	2									24	32
X1		BODY: FUEL PRIMING PUMP 1M6778 (11083)		EA	1									24	33
X20		HARNESS, WIRING: ELECTRICAL SYSTEM 62074 (16004) MANUFACTURE FROM:		EA	1									24	34
X1	5940-143-4780	TERMINAL: WIRING HARNESS MS25036-108 (96906)		EA	5										
X1	5940-682-2445	TERMINAL: WIRING HARNESS MS25036-58 (96906)		EA	1										
X1	6145-263-1308	WIRE, GREEN: No. 10 GA, 600V POLYVINYL INSULATED, 46 IN. LG 59517R (77060)		EA	1										
X1	6145-263-1308	WIRE, RED: No. 14 GA, 600V POLYVINYL INSULATED, 38-1/2 IN. LG 59517R (77060)		EA	1										
X1	6145-263-1308	WIRE, BLACK: No. 14 GA, 600V POLYVINYL INSULATED, 54 IN. LG 59517R (77060)		EA	1										
X1		SLEEVE, INSULATING: WIRING HARNESS, 1/2 IN. I.D. - 32 IN. LG AP11207 (04618)		EA	1										
X20		HARNESS, WIRING: ELECTRICAL SYSTEM 62078 (16004) MANUFACTURE FROM:		EA	1									24	35
X1	5940-143-4780	TERMINAL: WIRING HARNESS MS25036-108 (96906)		EA	4										
X1	6145-263-1308	WIRE, BLACK: No. 14 GA, 600V POLYVINYL INSULATED, 31 IN. LG 59517R (77060)		EA	1										
X1	6145-263-1308	WIRE, WHITE: No. 14 GA, 600V POLYVINYL INSULATED, 35 IN. LG 59517R (77060)		EA	1										
X1		SLEEVE, INSULATING: WIRING HARNESS, 5/16 IN. I.D. - 27 IN. LG AP11204 (04618)		EA	1										
MO		WIRE ASSEMBLY: FUEL GAGE TO FUEL SENDING UNIT 62076 (16004) MANUFACTURE FROM:		EA	1									24	36
PO	5940-143-4780	TERMINAL: WIRE ASSEMBLY MS25036-108 (96906)		EA	2	2	2	4	2	2	2	45	60		
PO	6145-263-1308	WIRE, BLACK: No. 14 GA, 600V POLYVINYL INSULATED, 35 IN. LG 59517R (77060)		EA	1	3	2	3	3	2	3	36	60		

SMR CODE	FEDERAL STOCK NUMBER	DESCRIPTION REF NUMBER & MFR CODE	USABLE ON CODE	UNIT OF MEAS	QTY INC IN UNIT	30-DAY DS MAINT ALLOWANCE			30-DAY GS MAINT ALLOWANCE			1-YR ALWPER 100 EQUIP CNTGCTY	DEPOT MAINT ALWPER 100 EQUIP	ILLUSTRATION	
						1-20	21-50	51-100	1-20	21-50	51-100			FIGURE NO.	ITEM NO.
P20		SLEEVE, INSULATING: WIRE ASSEMBLY 7/32 IN. I.D. - 35 IN. LG AP11203 (04611)		EA	1	*	*	*	*	*	*	4	4		
X20		CABLE ASSEMBLY: GENERATOR-REGULATOR TO AMMETER, (SEE FIGURE 3, ITEM 2)		EA	REF									24	37
X20		INSTRUMENT PANEL ASSEMBLY: 61439 (16004)		EA	1										
MO		WIRE ASSEMBLY: INSTRUMENT PANEL 49634 (16004) MANUFACTURE FROM:		EA	4									24	38
PO	5940-143-4780	TERMINAL: WIRE ASSEMBLY MS25036-108 (96906)		EA	2	REF	REF	REF	REF	REF	REF	REF	REF		
PO	6145-263-1308	WIRE, BLACK: No. 14 GA, 600V POLYVINYL INSULATED, 16 IN. LG 59517R (77060)		EA	1	REF	REF	REF	REF	REF	REF	REF	REF		
MO		WIRE ASSEMBLY: INSTRUMENT PANEL 49292 (16004) MANUFACTURE FROM:		EA	3									24	39
PO	5940-143-4780	TERMINAL: WIRE ASSEMBLY MS25036-108 (96906)		EA	2	REF	REF	REF	REF	REF	REF	REF	REF		
PO	6145-263-1308	WIRE, BLACK: No. 14 GA, 600V POLYVINYL INSULATED, 59517R (77060)		EA	1	REF	REF	REF	REF	REF	REF	REF	REF		
MO		WIRE ASSEMBLY: INSTRUMENT PANEL 62077 (16004) MANUFACTURE FROM:		EA	1									24	40
PO	5940-143-4780	TERMINAL: WIRE ASSEMBLY MS25036-108 (96906)		EA	1	REF	REF	REF	REF	REF	REF	REF	REF		
X20	5940-502-8806	CONDUCTOR, SPLICE: WIRE ASSEMBLY MS25181-2 (96906)		EA	1										
PO	6145-263-1308	WIRE, BLACK: No. 14 GA, 600V POLYVINYL INSULATED, 4 IN. LG 59517R (77060)		EA	1	REF	REF	REF	REF	REF	REF	REF	REF		
MO		HOSE ASSEMBLY: ENGINE TO OIL PRESSURE GAGE 46163 (16004) MANUFACTURE FROM:		EA	1									24	41
PO	4730-278-8829	NUT, TUBE COUPLING: HOSE ASSEMBLY, 1/4 IN. TUBE 61X5 (79470)		EA	2	REF	REF	REF	REF	REF	REF	REF	REF		
PO	4730-278-8764	SLEEVE, COMPRESSION: HOSE ASSEMBLY, 1/4 IN. TUBE 41958 (16004)		EA	2	REF	REF	REF	REF	REF	REF	REF	REF		
PO	4730-691-8247	HOSE: HOSE ASSEMBLY, 1/4 IN. I.D. - 18 IN. LG H100 (79470)		EA	1	REF	REF	REF	REF	REF	REF	REF	REF		

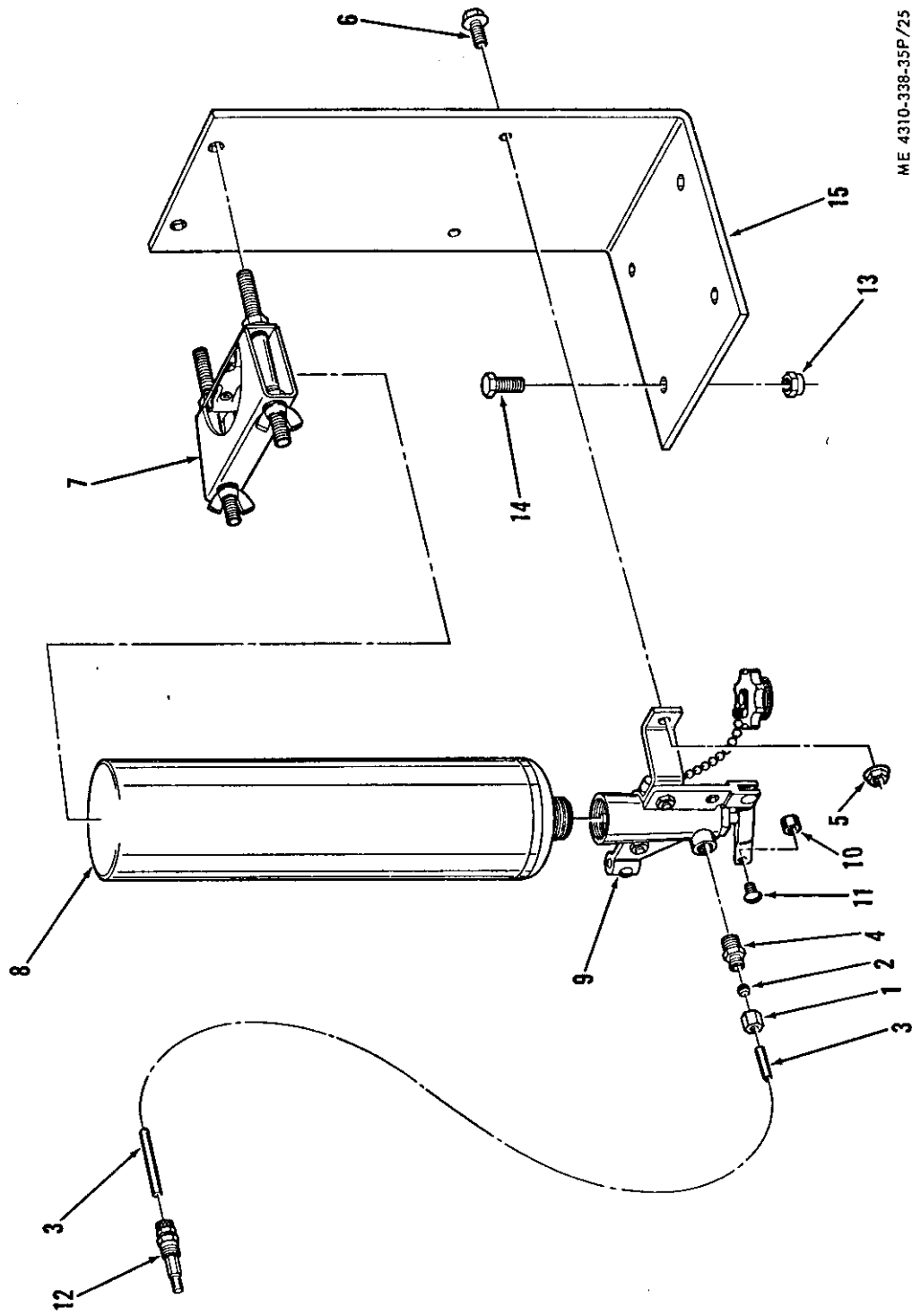
SMR CODE	FEDERAL STOCK NUMBER	DESCRIPTION REF NUMBER & MFR CODE	USABLE ON CODE	UNIT OF MEAS	QTY INC IN UNIT	30-DAY DS MAINT ALLOWANCE			30-DAY GS MAINT ALLOWANCE			1-YR ALWPER 100 EQUIP CNTGCTY	DEPOT MAINT ALWPER 100 EQUIP	ILLUSTRATION	
						1-20	21-50	51-100	1-20	21-50	51-100			FIGURE NO.	ITEM NO.
PO	4730-102-2702	ADAPTER, STRAIGHT: HOSE ASSEMBLY, 1/4 IN. TUBE 10004B-X05 (79470)		EA	2	REF	REF	REF	REF	REF	REF	REF	REF		
PO	5310-880-7744	NUT, PLAIN, HEXAGON: SWITCH BRACKET, 5/16-18 THD SIZE MS51967-5 (96906)		EA	2	REF	REF	REF	REF	REF	REF	REF	REF	24	42
PO	5310-407-9566	WASHER, LOCK, SPLIT: SWITCH BRACKET, 5/16 IN. SIZE MS35338-45 (96906)		EA	2	REF	REF	REF	REF	REF	REF	REF	REF	24	43
PO	5305-225-8497	SCREW, CAP, HEXAGON HEAD: SWITCH BRACKET, 5/16-18 THD SIZE, 3/4 IN. LG MS90725-32 (96906)		EA	2	REF	REF	REF	REF	REF	REF	REF	REF	24	44
X20		BRACKET, SWITCH: INSTRUMENT PANEL 8L4126 (11083)		EA	1									24	45
PO	5930-975-9842	HEAT START SWITCH ASSEMBLY: INSTRUMENT PANEL ASSEMBLY 8S7713 (11083)		EA	1	*	*	1	*	*	1	6	10	24	46
PO	5305-269-3214	SCREW, CAP, HEXAGON HEAD: BRACKET, 3/8-16 THD SIZE, 1-1/2 IN. LG MS90725-64 (96906)		EA	4	REF	REF	REF	REF	REF	REF	REF	REF	24	47
PO	5310-732-0558	NUT, PLAIN, HEXAGON: INSTRUMENT PANEL, 3/8-16 THD SIZE MS51967-8 (96906)		EA	4	REF	REF	REF	REF	REF	REF	REF	REF	24	15
PO	5310-637-9541	WASHER, LOCK, SPLIT: INSTRUMENT PANEL, 3/8 IN. SIZE MS35338-46 (96906)		EA	4	REF	REF	REF	REF	REF	REF	REF	REF	24	7
X20		BRACKET: INSTRUMENT PANEL 61636 (16004)		EA	1									24	48
PO	5310-934-9765	NUT, PLAIN, HEXAGON: VIBRATION MOUNT, 10-24 THD SIZE MS35650-304 (96906)		EA	16	*	*	*	*	*	*	1	*	24	49
PO	5310-576-5752	WASHER, LOCK: VIBRATION MOUNT, No. 10 SIZE, INTERNAL TOOTH MS35333-39 (96906)		EA	16	*	*	*	*	*	*	4	*	24	50
PO	5305-059-3659	SCREW, MACHINE: VIBRATION MOUNT, 10-24 THD SIZE, 1/2 IN. LG, ROUND HEAD MS51958-63 (96906)		EA	16	*	*	*	*	*	*	1	*	24	51
PO	5340-598-9161	MOUNT, VIBRATION: INSTRUMENT PANEL 206P20 (76005)		EA	4	1	1	3	1	1	3	32	400	24	52
PO	4730-278-4740	ELBOW: 1/4 IN. NPT TO 5/16 TUBE, 90° 69XC (79470)		EA	4	*	*	*	*	*	*	1	*	24	53
PO	5930-503-1836	SWITCH, PRESSURE: FUEL PRESSURE M4006-4 (74400)		EA	1	*	1	1	*	1	1	12	20	24	54
PO	5930-594-5357	SWITCH, PRESSURE: OIL AND AIR PRESSURE MI1545 (74400)		EA	2	*	1	1	*	1	1	12	20	24	55

SMR CODE	FEDERAL STOCK NUMBER	DESCRIPTION REF NUMBER & MFR CODE	USABLE ON CODE	UNIT OF MEAS	QTY INC IN UNIT	30-DAY DS MAINT ALLOWANCE			30-DAY GS MAINT ALLOWANCE			1-YR ALWPER 100 EQUIP CNTGCTY	DEPOT MAINT ALWPER 100 EQUIP	ILLUSTRATION	
						1-20	21-50	51-100	1-20	21-50	51-100			FIGURE NO.	ITEM NO.
PO		TEE, PIPE: PRESSURE SWITCH, 1/8 IN. NPT 62323 (16004)		EA	2	*	*	*	*	*	*	1	*	24	56
PO	4730-391-3781	ELBOW: 1/4 IN. NPT TO 3/8 TUBE, 90° 69X6 (79470)		EA	1	REF	REF	REF	REF	REF	REF	REF	REF	24	57
PO		BUSHING, REDUCER: 1/4 IN. NPT TO 1/8 IN. NPT 61024 (16004)		EA	1	*	*	*	*	*	*	1	*	24	58
PO		TEE, PIPE: AIR PRESSURE SWITCH, 1/4 IN. NPT 61003 (16004)		EA	1	*	*	*	*	*	*	1	*	24	59
PO	5310-835-2037	NUT, HEXAGON, JAM: PANEL LAMP, 5/8-18 TND SIZE MS35691-53 (96906)		EA	1	*	*	*	*	*	*	1	*	24	60
PO	5310-543-4385	WASHER, LOCK: PANEL LAMP, 5/8 IN. SIZE, INTERNAL TOOTH MS35333-46 (96906)		EA	1	*	*	*	*	*	*	1	*	24	61
PO	6210-183-0661	LIGHT, PANEL: INSTRUMENT PANEL 899803 (73331)		EA	1	*	1	1	*	1	1	12	24	24	62
X20		COVER: PANEL LAMP 5932490 (73331)		EA	1										
PO	6240-019-3093	LAMP, INCANDESCENT: PANEL LAMP TS623 (24455)		EA	1	*	1	1	*	1	1	12	25	24	63
X1		LENS: PANEL LAMP 5949532 (73331)		EA	1										
P20	2940-225-4833	INDICATOR, SERVICE: ASSEMBLY RAX00-2325 (18265)		EA	2	*	*	*	*	*	*	4	4	24	64
PO	2940-071-2653	INDICATOR, AIR CLEANER: SERVICE INDICATOR ASSEMBLY MS53063-3 (96906)		EA	1	*	*	1	*	*	1	10	25		
X1	2940-930-3249	ADAPTER: SERVICE INDICATOR ASSEMBLY P10-0089 (18265)		EA	1										
PO		TACHOMETER-HOURMETER INSTRUMENT PANEL ES551YK (57733)		EA	1	*	1	1	*	1	1	12	15	24	65
PO		SNUBBER: INSTRUMENT PANEL, FUEL PRESSURE GAGE 12S (99752)		EA	1	*	1	1	*	1	1	12	24	24	66
PO	6685-067-9314	GAGE: FUEL PRESSURE P644U (61349)		EA	1	*	1	1	*	1	1	12	20	24	67
P20	5905-492-7896	RESISTOR: INSTRUMENT PANEL G428989 (15605)		EA	1	*	*	*	*	*	*	3	3	24	68
PO	6680-777-7571	GAGE: FUEL LEVEL (0325-12)(94430) 3018 57733		EA	1	*	*	1	*	*	1	8	10	24	69
PO	6685-374-7351	GAGE: AIR PRESSURE 14950 (16004)		EA	1	*	1	1	*	1	1	12	20	24	70

SMR CODE	FEDERAL STOCK NUMBER	DESCRIPTION REF NUMBER & MFR CODE	USABLE ON CODE	UNIT OF MEAS	QTY INC IN UNIT	30-DAY DS MAINT ALLOWANCE			30-DAY GS MAINT ALLOWANCE			1.YR ALWPER 100 EQUIP CNTGCCY	DEPOT MAINT ALWPER 100 EQUIP	ILLUSTRATION	
						1-20	21-50	51-100	1-20	21-50	51-100			FIGURE NO.	ITEM NO.
PO	6685-354-7084	INDICATOR, THERMOMETER: OIL TEMPERATURE 14680 (16004)		EA	1	*	1	1	*	1	1	12	20	24	71
PO	5930-655-1514	SWITCH, TOGGLE: PANEL LAMP MS35058-22 (96906)		EA	1	*	*	1	*	*	1	10	15	24	72
X20	9905-205-2087	PLATE, SWITCH: PANEL LAMP 827-228F3 (15605)		EA	1									24	73
PO	5730-137-1717	SWITCH, PUSHBUTTON: ENGINE START 5570-3 (87930)		EA	1	*	1	1	*	1	1	12	25	24	74
P20		CABLE, CHOKE: ENGINE STOP, 6 FT. LG 27854 (16004)		EA	1	*	*	*	*	*	*	4	4	24	75
PO	5305-984-6189	SCREW, MACHINE: WIRE STOP, No. 8-32 THD SIZE, 1/4 IN. LG, ROUND HEAD MS35206-241 (96906)		EA	1	*	*	*	*	*	*	1	*	24	76
X20	2910-044-1285	STOP, WIRE: CHOKE CABLE 20588 (16004)		EA	1									24	77
PO	2990-051-9485	CABLE, CONTROL: COLD WEATHER STARTING AID LP2974-34 (61112)		EA	1	*	1	1	*	1	1	12	15	24	78
PO	6625-979-9704	AMMETER: INSTRUMENT PANEL 47136 (16004)		EA	1	*	1	1	*	1	1	12	20	24	79
PO	6685-977-4457	INDICATOR, THERMOMETER: WATER TEMPERATURE 24157 (16004)		EA	1	*	1	1	*	1	1	12	20	24	80
PO		GAGE: OIL TEMPERATURE 2550-108 (07077)		EA	1	*	1	1	*	1	1	12	20	24	81
PO	5305-753-7171	SCREW, SELF TAPPING: NAMEPLATES, No. 4-40 THD SIZE, 1/4 IN. LG MS24630-10 (96906)		EA	26	REF	REF	REF	REF	REF	REF	REF	REF	24	82
X20		PLATE, NAME: COMPRESSOR AIR CLEANER 60888 (16004)		EA	1									24	83
X20		PLATE, NAME: FUEL PRESSURE 62093 (16004)		EA	1									24	84
X20		PLATE, NAME: FUEL LEVEL 60493 (16004)		EA	1									24	85
X20		PLATE, NAME: OIL TEMPERATURE 60490 (16004)		EA	1									24	86
X20		PLATE, NAME: TACHOMETER-HOURMETER 60495 (16004)		EA	1									24	87
X20		PLATE, NAME: ENGINE AIR CLEANER 60887 (16004)		EA	1									24	88
X20		PLATE, NAME: OIL PRESSURE 60488 (16004)		EA	1									24	89



SMR CODE	FEDERAL STOCK NUMBER	DESCRIPTION REF NUMBER & MFR CODE	USABLE ON CODE	UNIT OF MEAS	QTY INC IN UNIT	30-DAY DS MAINT ALLOWANCE			30-DAY GS MAINT ALLOWANCE			1-YR ALWPER 100 EQUIP CNTGCTY	DEPOT MAINT ALWPER 100 EQUIP	ILLUSTRATION	
						1-20	21-50	51-100	1-20	21-50	51-100			FIGURE NO.	ITEM NO.
X20		PLATE, NAME: WATER TEMPERATURE 60491 (16004)		EA	1									24	90
X20		PLATE, NAME: AMMETER 60489 (16004)		EA	1									24	91
X20		PLATE, NAME: AIR PRESSURE 60487 (16004)		EA	1									24	92
X20		PLATE, NAME: LAMP SWITCH 60492 (16004)		EA	1									24	93
X20		PLATE, NAME: SAFETY SWITCH 61624 (16004)		EA	1									24	94
X20		PLATE, NAME: STOP CABLE 61619 (16004)		EA	1									24	95
X20		PANEL: INSTRUMENT PANEL ASSEMBLY 61635 (16004)		EA	1									24	96
PO	5310-934-9765	NUT, PLAIN, HEXAGON: SHIELD, No. 10-32 THD SIZE MS35650-304 (96906)		EA	2	REF	REF	REF	REF	REF	REF	REF	REF	24	97
PO	5310-045-3296	WASHER, LOCK, SPLIT: SHIELD, No. 10 SIZE MS35338-43 (96906)		EA	2	*	*	*	*	*	*	1	*	24	98
PO	5305-059-3659	SCREW, MACHINE: SHIELD, ROUND HEAD SLOTTED, No. 10-32 THD SIZE, 1/2 IN. LG MS51958-63 (96906)		EA	2	REF	REF	REF	REF	REF	REF	REF	REF	24	100
X20		SHIELD: INSTRUMENT PANEL ASSEMBLY 62954 (16004)		EA	1									24	99
MO		HOSE ASSEMBLY: ENGINE TO OIL PRESSURE GAGE 44468 (16004) MANUFACTURE FROM:		EA	1									24	101
PO	4730-278-8829	NUT, TUBE COUPLING: HOSE ASSEMBLY, 1/4 IN. TUBE 61X5 (79470)		EA	2	REF	REF	REF	REF	REF	REF	REF	REF		
PO	4730-278-8764	SLEEVE, COMPRESSION: HOSE ASSEMBLY, 1/4 IN. TUBE 41958 (16004)		EA	2	REF	REF	REF	REF	REF	REF	REF	REF		
PO	4730-691-8247	HOSE: HOSE ASSEMBLY, 1/4 IN. I.D., 23-1/2 IN. LG H100 (79470)		EA	1	REF	REF	REF	REF	REF	REF	REF	REF		
PO	4730-102-2702	ADAPTER, STRAIGHT: HOSE ASSEMBLY, 1/4 IN. TUBE 100048-X05 (79470)		EA	2	REF	REF	REF	REF	REF	REF	REF	REF		
PO	4730-130-4987	ELBOW: 1/4 IN. NPT TO 5/16 TUBE 69X5A (79470)		EA	1	REF	REF	REF	REF	REF	REF	REF	REF	24	102

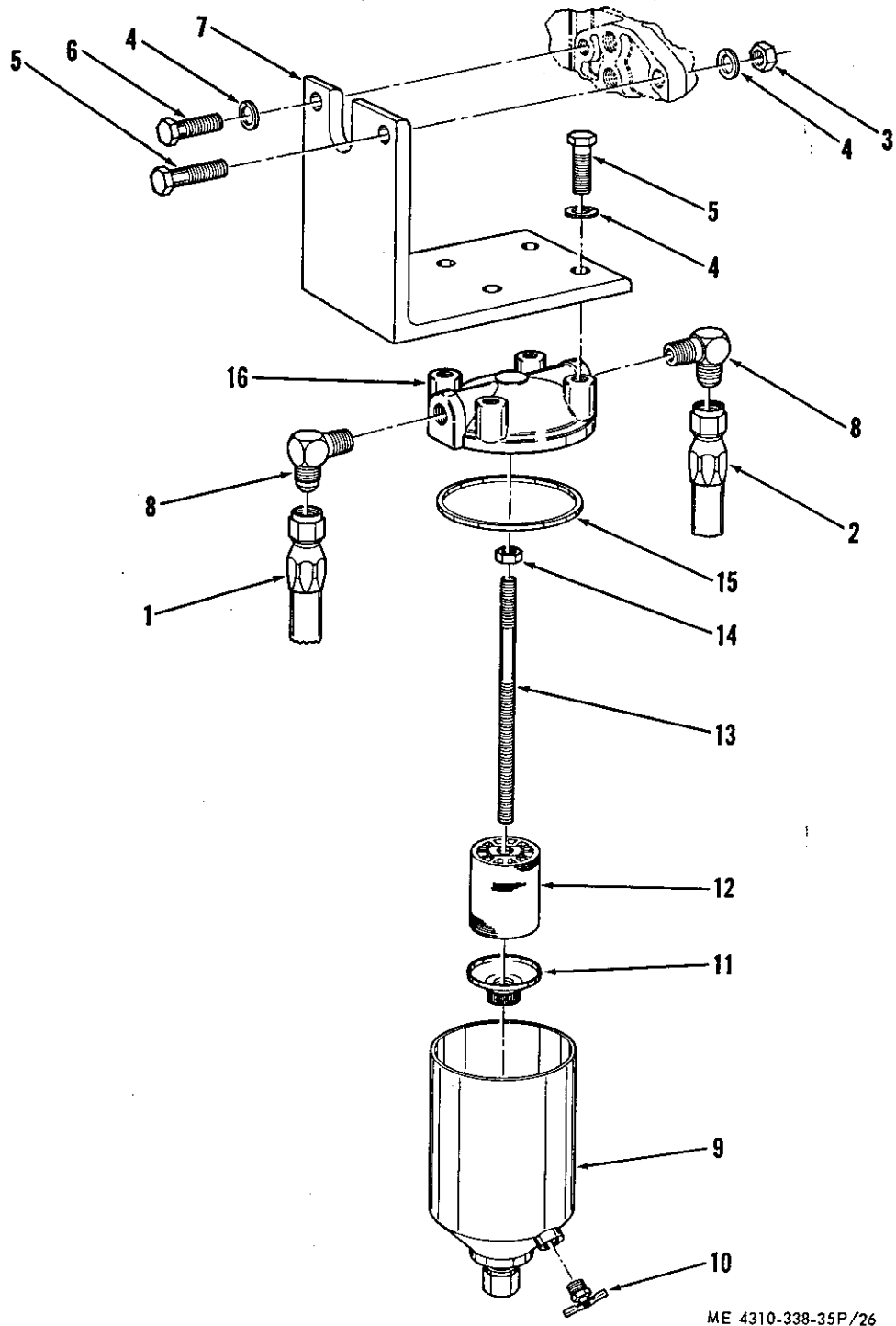


ME 4310-338-35P/25

Figure 25. Cold weather starting aid group.

SMR CODE	FEDERAL STOCK NUMBER	DESCRIPTION REF NUMBER & MFR CODE	USABLE ON CODE	UNIT OF MEAS	QTY INC IN UNIT	30-DAY DS MAINT ALLOWANCE			30-DAY GS MAINT ALLOWANCE			1-YR AL WPER 100 EQUIP CNTG CY	DEPOT MAINT AL WPER 100 EQUIP	ILLUSTRATION		
						1-20	21-50	51-100	1-20	21-50	51-100			FIGURE NO.	ITEM NO.	
		GROUP 25 - COLD WEATHER STARTING AID GROUP														
PO	4730-067-9801	NUT, TUBE COUPLING: COLD WEATHER STARTING AID, 1/8 IN. TUBE 61X2 (79470)		EA	1	*	1	1	*	1	1	12	24	25	1	
PO		SLEEVE, COMPRESSION: COLD WEATHER STARTING AID, 1/8 IN. TUBE 60X2 (79470)		EA	1	*	1	1	*	1	1	12	24	25	2	
PO	2910-477-6112	LINE, FUEL: COLD WEATHER STARTING AID, COPPER TUBING, 1/8 IN. O.D. X .030 WALL THICKNESS, 48 IN. LG LP3239-48 (61112)		EA	1	*	*	1	*	*	1	6	10	25	3	
P20	4730-288-9928	ADAPTER: COLD WEATHER STARTING AID, 1/8 IN. NPT X 1/8 IN. TUBE 68X280 (79470)		EA	1	*	*	*	*	*	*	2	2	25	4	
PO	5310-235-6357	NUT, TENSILOCK: COLD WEATHER STARTING AID, 1/4-20 THD SIZE 60735 (16004)		EA	2	REF	REF	REF	REF	REF	REF	REF	REF	25	5	
PO	5306-251-5003	SCREW, TENSILOCK: COLD WEATHER STARTING AID, 1/4-20 THD SIZE, 3/4 IN. LG 60745 (16004)		EA	2	REF	REF	REF	REF	REF	REF	REF	REF	25	6	
AO		COLD WEATHER STARTING AID: KIT 46246 (16004)		EA	1											
P20	<del>5340-138-6421</del> (2990-901-1370)	CLAMP, CYLINDER: ASSEMBLY LP2299-1 (61112)		EA	1	*	*	*	*	*	*	2	2	25	7	
PO	2910-646-9727	TANK, FUEL: COLD WEATHER STARTING AID LP535 (61112)		EA	1	1	1	2	1	1	2	25	100	25	8	
PO	2910-484-0698	VALVE: COLD WEATHER STARTING AID LP3222-1 (61112)		EA	1	*	*	*	*	*	*	2	2	25	9	
X20		STOP, WIRE: WIRE STOP AND SCREW ASSEMBLY LP2812 (61112)		EA	1									25	10	
PO	<del>5315-138-0270</del>	SCREW, MACHINE: WIRE STOP AND SCREW ASSEMBLY LP2813 (61112)		EA	1	*	*	*	*	*	*	1	*	25	11	
P20	2990-919-6564	FITTING, MANIFOLD: COLD WEATHER STARTING AID LP2377-11 (61112)		EA	1	*	*	*	*	*	*	2	2	25	12	
PO	5310-462-4651	NUT, SELF LOCKING: BRACKET, 5/16-18 THD SIZE 21FAF518 (56878)		EA	4	REF	REF	REF	REF	REF	REF	REF	REF	25	13	
PO	5305-225-8497	SCREW, CAP, HEXAGON HEAD: BRACKET, 5/16-18 THD SIZE, 3/4 IN. LG MS90725-32 (96906)		EA	4	REF	REF	REF	REF	REF	REF	REF	REF	25	14	

SMR CODE	FEDERAL STOCK NUMBER	DESCRIPTION REF NUMBER & MFR CODE	USABLE ON CODE	UNIT OF MEAS	QTY INC IN UNIT	30-DAY DS MAINT ALLOWANCE			30-DAY GS MAINT ALLOWANCE			1-YR ALWPER 100 EQUIP CNTGCV	DEPOT MAINT ALWPER 100 EQUIP	ILLUSTRATION	
						1-20	21-50	51-100	1-20	21-50	51-100			FIGURE NO.	ITEM NO.
X20		BRACKET: COLD WEATHER STARTING AID 62052 (16004)		EA	1									25	15



ME 4310-338-35P/26

Figure 26. Primary fuel filter group.

SMR CODE	FEDERAL STOCK NUMBER	DESCRIPTION REF NUMBER & MFR CODE	USABLE ON CODE	UNIT OF MEAS	QTY INC IN UNIT	30-DAY DS MAINT ALLOWANCE			30-DAY GS MAINT ALLOWANCE			1-YR AL WPER 100 EQUIP CNTGCTY	DEPOT MAINT AL WPER 100 EQUIP	ILLUSTRATION	
						1-20	21-50	51-100	1-20	21-50	51-100			FIGURE NO.	ITEM NO.
MO		GROUP 26 - PRIMARY FUEL FILTER GROUP		EA	1									26	1
		HOSE ASSEMBLY: FUEL TANK TO FUEL STRAINER 62437 (16004) MANUFACTURE FROM:		EA	1										
PO	4730-843-0269	SWIVEL, HOSE: HOSE ASSEMBLY, 3/8 IN. SIZE MS24587-6 (96906)		EA	2	*	1	1	*	1	1	12	24		
PO	4720-420-7723	HOSE: HOSE ASSEMBLY, 3/8 IN. SIZE, 46 IN. LG 1503-6 (01276)		EA	1	*	4	4	*	4	4	60	100		
MO		HOSE ASSEMBLY: ENGINE TO FUEL STRAINER 62439 (16004) MANUFACTURE FROM:		EA	1									26	2
PO	4730-843-0269	SWIVEL, HOSE: HOSE ASSEMBLY, 3/8 IN. SIZE MS24587-6 (96906)		EA	2	REF	REF	REF	REF	REF	REF	REF	REF		
PO	4720-420-7723	HOSE: HOSE ASSEMBLY, 3/8 IN. SIZE, 14 IN. LG 1503-6 (01276)		EA	1	REF	REF	REF	REF	REF	REF	REF	REF		
PO	5310-732-0558	NUT, PLAIN, HEXAGON: MOUNTING BRACKET, 3/8-16 THD SIZE MS51967-8 (96906)		EA	1	REF	REF	REF	REF	REF	REF	REF	REF	26	3
PO	5310-637-9541	WASHER, LOCK, SPLIT: MOUNTING BRACKET, 3/8 IN. SIZE MS35338-46 (96906)		EA	6	REF	REF	REF	REF	REF	REF	REF	REF	26	4
PO	5305-269-3214	SCREW, CAP, HEXAGON HEAD: MOUNTING BRACKET, 3/8-16 SIZE, 1-1/2 IN. LG MS90725-64 (96906)		EA	1	REF	REF	REF	REF	REF	REF	REF	REF	26	5
PO	5305-269-3213	SCREW, CAP, HEXAGON HEAD: MOUNTING BRACKET, 3/8-16 THD SIZE, 1-1/4 IN. LG MS90725-62 (96906)		EA	5	REF	REF	REF	REF	REF	REF	REF	REF	26	6
X20		BRACKET, MOUNTING: PRIMARY FUEL FILTER 61924 (16004)		EA	1									26	7
P20	4730-580-7469	ELBOW: FUEL FILTER, 3/8 IN. HOSE TO 1/4 IN. NPT 2024-4-6 (01276)		EA	2	*	*	*	*	*	*	4	4	26	8
PO	2910-787-6551	FUEL FILTER ASSEMBLY: PRIMARY FBM1824 (73370)		EA	1	*	*	*	*	*	*	4	5		
X1		ASSEMBLY, BODY: FUEL FILTER 150644 (73370)		EA	1									26	9
P20	4820-752-9040	COCK, DRAIN: FUEL FILTER 106498 (73370)		EA	1	*	*	*	*	*	*	2	2	26	10
X20	2910-036-3612	NUT, RETAINING: FUEL FILTER 35066 (73370)		EA	1									26	11

SMR CODE	FEDERAL STOCK NUMBER	DESCRIPTION REF NUMBER & MFR CODE	USABLE ON CODE	UNIT OF MEAS	QTY INC IN UNIT	30-DAY DS MAINT ALLOWANCE			30-DAY GS MAINT ALLOWANCE			1-YR ALWPER 100 EQUIP CNTGCTY	DEPOT MAINT ALWPER 100 EQUIP	ILLUSTRATION	
						1-20	21-50	51-100	1-20	21-50	51-100			FIGURE NO.	ITEM NO.
PO	4330-277-3288	ASSEMBLY, ELEMENT: FUEL FILTER C1824 (73370)		EA	1	12	26	50	12	26	50	600	100	26	12
X20	5307-784-0015	STUD, PLAIN: FUEL FILTER 106933 (73370)		EA	1									26	13
PO		NUT, PLAIN, HEXAGON: FUEL FILTER 151809 (73370)		EA	1	*	*	*	*	*	*	1	*	26	14
PO	5330-663-4773	WASHER, NONMETALLIC: FUEL FILTER 101489 (73370)		EA	1	12	26	50	12	26	50	600	100	26	15
X20	2910-971-1467	COVER: FUEL FILTER 126458 (73370)		EA	1									26	16

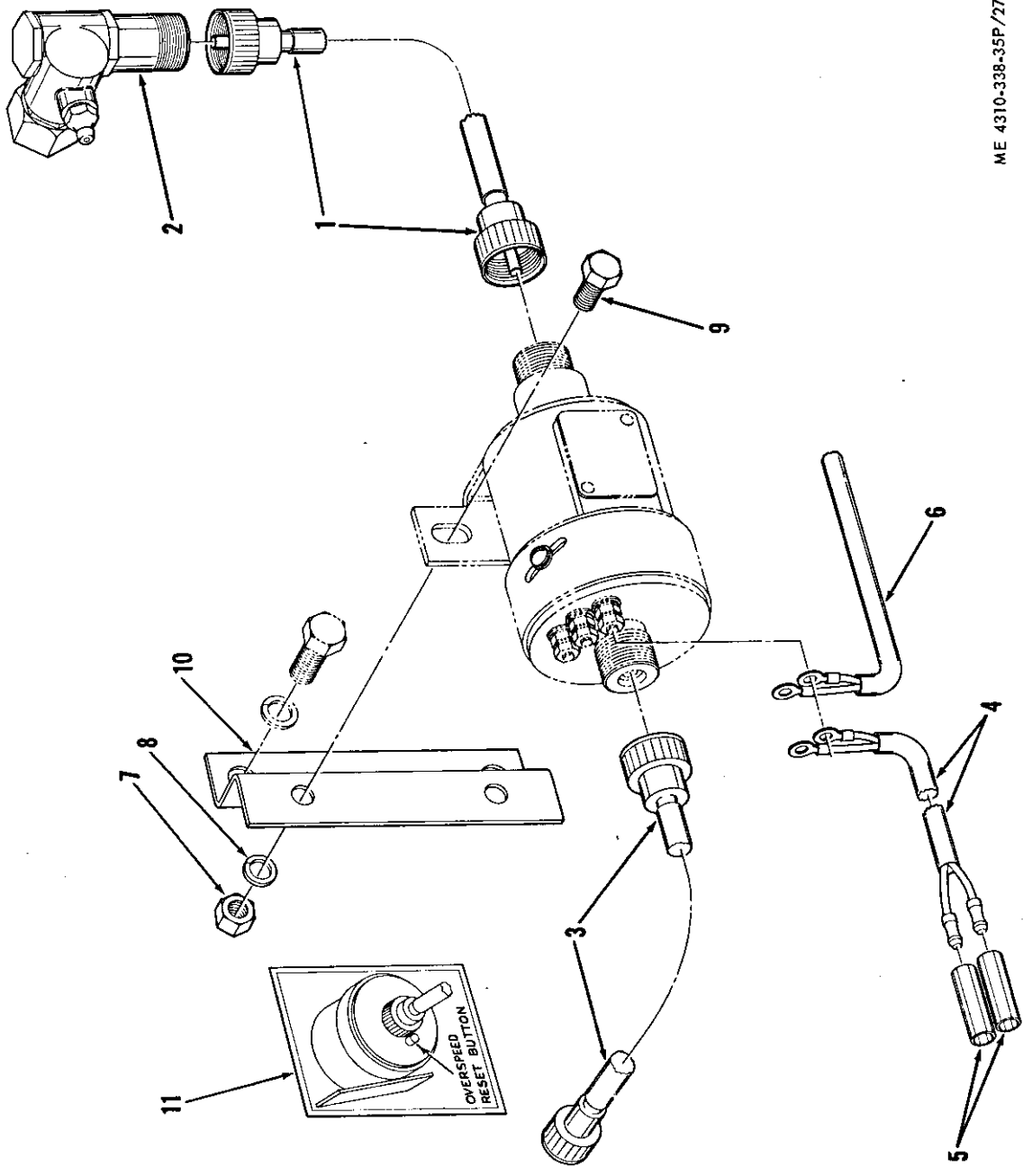
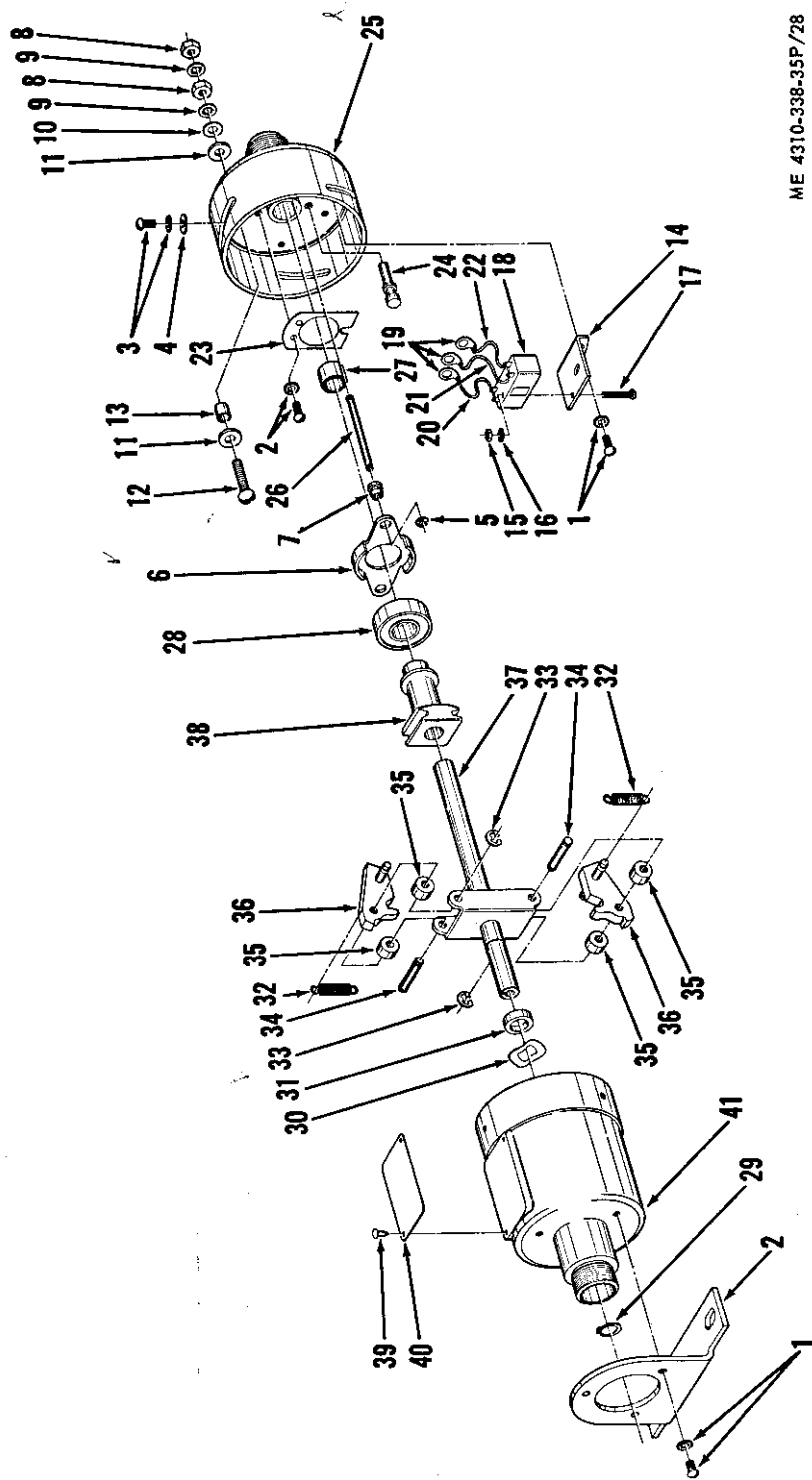


Figure 27. Overspeed switch installation group.



SMR CODE	FEDERAL STOCK NUMBER	DESCRIPTION REF NUMBER & MFR CODE	USABLE ON CODE	UNIT OF MEAS	QTY INC IN UNIT	30-DAY DS MAINT ALLOWANCE			30-DAY GS MAINT ALLOWANCE			1-YR AL WPER 100 EQUIP CNTGCTY	DEPOT MAINT AL WPER 100 EQUIP	ILLUSTRATION			
						1-20	21-50	51-100	1-20	21-50	51-100			FIGURE NO.	ITEM NO.		
PO	2815-415-3969	GROUP 27 - OVERSPEED SWITCH INSTALLATION GROUP		EA	1	*	1	1	*	1	1	12	15	27	1		
PO		CABLE: OVERSPEED SWITCH 61633 (16004)		EA	1	*	*	1	*	*	1	6	12	27	2		
PO		CABLE: TACHOMETER DRIVE 61634 (16004)		EA	1	*	1	1	*	1	1	12	25	27	3		
X20		HARNESS, WIRING: OVERSPEED SWITCH TO THERMOSTATIC SWITCH 62080 (16004) MANUFACTURE FROM:		EA	1										27	4	
X1	5940-143-4780	TERMINAL: WIRING HARNESS MS25036-108 (96906)		EA	2												
X1	6145-263-1308	PLUG: WIRING HARNESS 51322 (81263)		EA	2												
X1		WIRE, BLACK: No. 14 GA, 600V POLYVINYL INSULATED, 15 IN. LG 59517R (77060)		EA	2												
X1		SLEEVE, INSULATING: WIRING HARNESS, 5/16 IN. I.D. - 12 IN. LG AP11204 (04618)		EA	1												
X20		CONNECTOR, TWO WAY: WIRING HARNESS, OVERSPEED SWITCH TO THERMOSTATIC SWITCH 2323 (81263)		EA	2										27	5	
X20	HARNESS, WIRING: OVERSPEED SWITCH TO INSTRUMENT PANEL 62079 (16004) MANUFACTURE FROM:		EA	1										27	6		
X1	5940-143-4780	TERMINAL: WIRING HARNESS MS25036-108 (96906)		EA	4												
X1	6145-263-1308	WIRE, BLACK: No. 14 GA, 600V POLYVINYL INSULATED, 76 IN. LG 59517R (77060)		EA	2												
X1		SLEEVE, INSULATING: WIRING HARNESS, 5/16 IN. I.D. --73 IN. LG AP11204 (04618)		EA	1												
PO	5310-880-7744	NUT, PLAIN, HEXAGON: OVERSPEED SWITCH, 5/16-18 THD SIZE MS51967-5 (96906)		EA	2	REF	REF	REF	REF	REF	REF	REF	REF	27	7		
PO	5310-407-9566	WASHER, LOCK, SPLIT: OVERSPEED SWITCH, 5/16 IN. SIZE MS35338-45 (96906)		EA	2	REF	REF	REF	REF	REF	REF	REF	REF	27	8		
PO	5305-225-8497	SCREW, CAP, HEXAGON HEAD: OVERSPEED SWITCH, 5/16-18 THD SIZE, 3/4 IN. LG MS90725-32 (96906)		EA	2	REF	REF	REF	REF	REF	REF	REF	REF	27	9		

SMR CODE	FEDERAL STOCK NUMBER	DESCRIPTION REF NUMBER & MFR CODE	USABLE ON CODE	UNIT OF MEAS	QTY INC IN UNIT	30-DAY DS MAINT ALLOWANCE			30-DAY GS MAINT ALLOWANCE			1-YR AL WPER 100 EQUIP CNTG CY	DEPOT MAINT AL WPER 100 EQUIP	ILLUSTRATION	
						1-20	21-50	51-100	1-20	21-50	51-100			FIGURE NO.	ITEM NO.
X20		BRACKET, MOUNTING: OVERSPEED SWITCH 61632 (16004)		EA	1									27	10
X20		DECAL: OVERSPEED SWITCH RESET BUTTON 62874 (16004)		EA	1									27	11



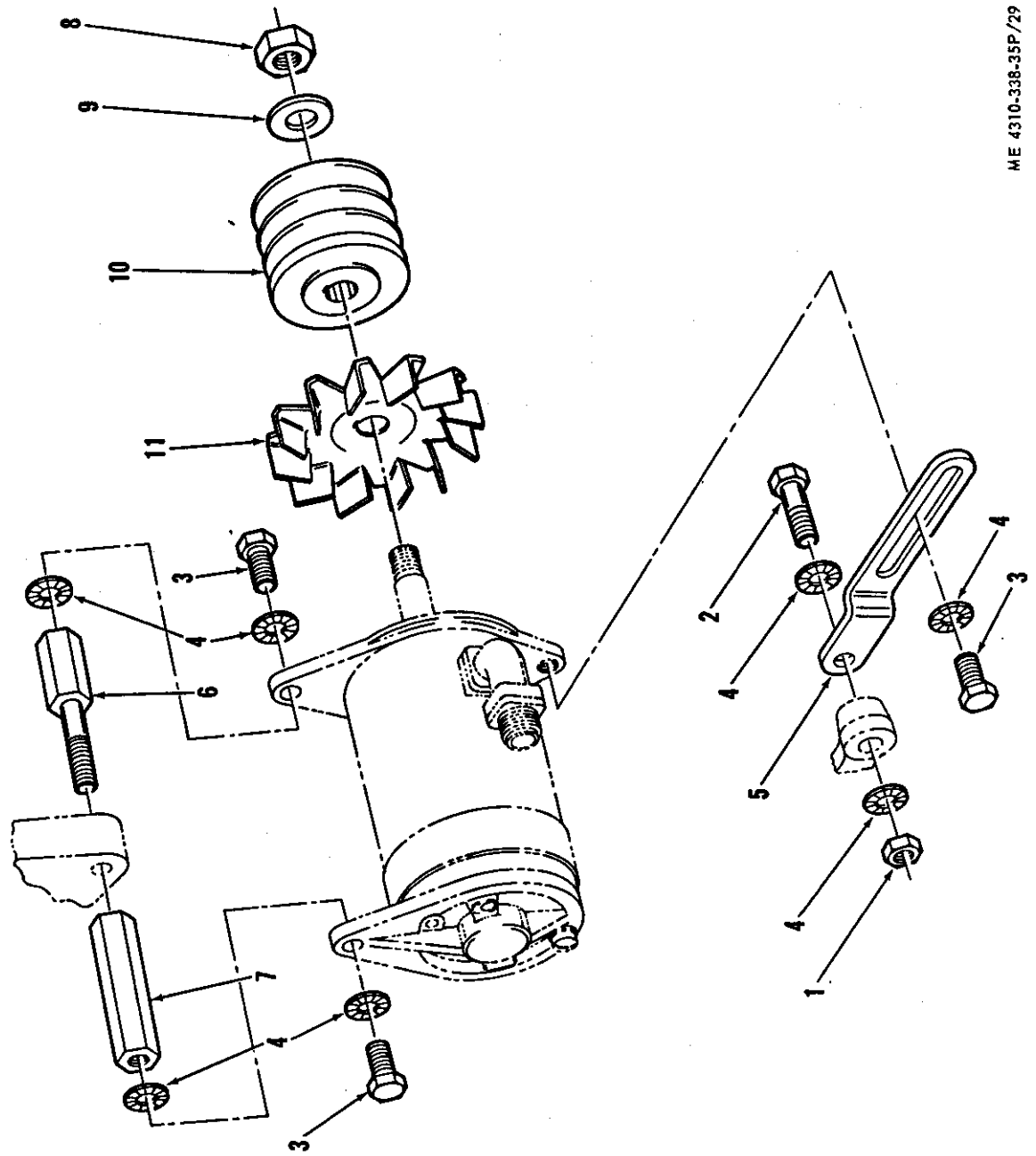
ME 4310-338-35P/28

Figure 28. Overspeed switch assembly group.

SMR CODE	FEDERAL STOCK NUMBER	DESCRIPTION REF NUMBER & MFR CODE	USABLE ON CODE	UNIT OF MEAS	QTY INC IN UNIT	30-DAY DS MAINT ALLOWANCE			30-DAY GS MAINT ALLOWANCE			1-YR ALWPER 100 EQUIP CNTGCTY	DEPOT MAINT ALWPER 100 EQUIP	ILLUSTRATION		
						1-20	21-50	51-100	1-20	21-50	51-100			FIGURE NO.	ITEM NO.	
PO		GROUP 28 - OVERSPEED SWITCH ASSEMBLY GROUP														
PO	5305-976-0884	OVERSPEED SWITCH ASSEMBLY: GC11009AR1 (77260)		EA	1	*	1	1	*	1	1	12	20			
PO		SCREW AND WASHER ASSEMBLY: BRACKET, No. 6-32 THD SIZE, 5/16 IN. LG X1789 (77260)		EA	7	*	*	*	*	*	*	1	*	28	1	
X20		BRACKET: OVERSPEED SWITCH G13546 (77260)		EA	1									28	2	
PF	5305-138-0273	SCREW AND WASHER ASSEMBLY: COVER ASSEMBLY X4153 (77260)		EA	3	*	*	*	*	*	*	1	*	28	3	
PF	5305-138-0416	WASHER, FLAT: COVER ASSEMBLY X2324 (77260)		EA	3	*	*	*	*	*	*	1	*	28	4	
P2F		RING, RETAINING: COVER ASSEMBLY X1936 (77260)		EA	2	*	*	*	*	*	*	3	3	28	5	
X2F		ASSEMBLY, COVER: OVERSPEED SWITCH A7607 (77260)		EA	1											
X2F		PLATE, THRUST: COVER ASSEMBLY G13540 (77260)		EA	1									28	6	
P2F		BUSHING: COVER ASSEMBLY X4200 (77260)		EA	2	*	*	*	*	*	*	3	3	28	7	
PF		NUT, PLAIN, HEXAGON: COVER ASSEMBLY, No. 8-32 THD SIZE X249 (77260)		EA	6	*	*	*	*	*	*	1	*	28	8	
PF		WASHER, LOCK: COVER ASSEMBLY, No. 8 SIZE, INTERNAL TOOTH X984-1 (77260)		EA	6	*	*	*	*	*	*	1	*	28	9	
PF	5310-515-8258	WASHER, FLAT: COVER ASSEMBLY, No. 8 SIZE X586 (77260)		EA	3	*	*	*	*	*	*	1	*	28	10	
P2F		WASHER, INSULATING: COVER ASSEMBLY X3079 (77260)		EA	6	*	*	*	*	*	*	3	3	28	11	
PF		SCREW, MACHINE: COVER ASSEMBLY, No. 8-32 THD SIZE, 7/8 IN. LG X4140 (77260)		EA	3	*	*	*	*	*	*	1	*	28	12	
X2F		TUBE, INSULATING: COVER ASSEMBLY X4204 (77260)		EA	3									28	13	
X2F		BRACKET, SWITCH: COVER ASSEMBLY G13536 (77260)		EA	1									28	14	
PF		NUT, PLAIN, HEXAGON: MANUAL RESET SWITCH, No. 3-48 THD SIZE X4006 (77260)		EA	2	*	*	*	*	*	*	1	*	28	15	
PF		WASHER, LOCK: MANUAL RESET SWITCH, No. 3 SIZE, INTERNAL TOOTH X3302 (77260)		EA	2	*	*	*	*	*	*	1	*	28	16	

SMR CODE	FEDERAL STOCK NUMBER	DESCRIPTION REF NUMBER & MFR CODE	USABLE ON CODE	UNIT OF MEAS	QTY INC IN UNIT	30-DAY DS MAINT ALLOWANCE			30-DAY GS MAINT ALLOWANCE			1-YR AL WPER 100 EQUIP CNTGCTY	DEPOT MAINT AL WPER 100 EQUIP	ILLUSTRATION	
						1-20	21-50	51-100	1-20	21-50	51-100			FIGURE NO.	ITEM NO.
PF	5335-138-027a	SCREW, MACHINE: MANUAL RESET SWITCH, ROUND HEAD, No. 3-48 THD SIZE, 5/8 IN. LG X4122 (77260)		EA	2	*	*	*	*	*	*	1	*	28	17
PF	5940-924-9686	SWITCH, MANUAL RESET: COVER ASSEMBLY MS25346-1 (96906)		EA	1	*	*	1	*	*	1	6	10	28	18
X2F		TERMINAL: MANUAL RESET SWITCH X3087 (77260)		EA	3									28	19
X2F		WIRE, WHITE: MANUAL RESET SWITCH X4201 (77260)		EA	1									28	20
X2F		WIRE, GREEN: MANUAL RESET SWITCH X4202 (77260)		EA	1									28	21
X2F		WIRE, RED: MANUAL RESET SWITCH X4203 (77260)		EA	1									28	22
X2F		PLATE, SESET: COVER ASSEMBLY G13543 (77260)		EA	1									28	23
X2F		PLUNGER, RESET: COVER ASSEMBLY G13252 (77260)		EA	1									28	24
X2F		COVER AND BUSHING: COVER ASSEMBLY A7171 (77260)		EA	1										
X1		COVER: COVER AND BUSHING G12094-2 (77260)		EA	1									28	25
X1		PIN, GUIDE: COVER AND BUSHING G13238 (77260)		EA	2									28	26
PF	3120-383-3833	BEARING, SLEEVE: COVER AND BUSHING G3168 (77260)		EA	1	*	1	1	*	1	1	12	20	28	27
PF		BEARING, BALL: OVERSPEED SWITCH X3213 (77260)		EA	1	*	*	1	*	*	1	6	10	28	28
P2F	2815-375-2872	RING, RETAINING: OVERSPEED SWITCH X1928 (77260)		EA	1	*	*	*	*	*	*	4	4	28	29
P2F		WASHER, WAVE: OVERSPEED SWITCH X3301 (77260)		EA	1	*	*	*	*	*	*	3	3	28	30
X2F		COLLAR, SPACER: OVERSPEED SWITCH G13237 (77260)		EA	1									28	31
PF		SPRING, GOVERNOR: OVERSPEED SWITCH SNI623 (77260)		EA	2	*	1	1	*	1	1	12	20	28	32
P2F	3040-155-3153	SHAFT, WEIGHT AND SLEEVE: ASSEMBLY, OVERSPEED SWITCH A2681 (77260)		EA	1	*	*	*	*	*	*	3	3		
P2F	5340-950-6133	RING, RETAINING: SHAFT, WEIGHT AND SLEEVE X3027 (77260)		EA	4	*	*	*	*	*	*	4	4	28	33

SMR CODE	FEDERAL STOCK NUMBER	DESCRIPTION REF NUMBER & MFR CODE	USABLE ON CODE	UNIT OF MEAS	QTY INC IN UNIT	30-DAY DS MAINT ALLOWANCE			30-DAY GS MAINT ALLOWANCE			1-YR ALWPER 100 EQUIP CNTGCTY	DEPOT MAINT ALWPER 100 EQUIP	ILLUSTRATION	
						1-20	21-50	51-100	1-20	21-50	51-100			FIGURE NO.	ITEM NO.
X1		PIN, WEIGHT: SHAFT, WEIGHT AND SLEEVE G14011 (77260)		EA	2									28	34
X1		SPACER: SHAFT, WEIGHT AND SLEEVE G13255 (77260)		EA	4									28	35
X1		ASSEMBLY, WEIGHT: SHAFT, WEIGHT AND SLEEVE A7150 (77260)		EA	2									28	36
X1		SPIDER AND SHAFT: SHAFT, WEIGHT AND SLEEVE A6767 (77260)		EA	1									28	37
X1		SLEEVE, THRUST: SHAFT, WEIGHT AND SLEEVE G10553 (77260)		EA	1									28	38
P2F	5315-423-3924	NAIL, ESCUTCHEON: NAMEPLATE X455 (77260)		EA	2	*	*	*	*	*	*	4	4	28	39
X2F		PLATE, NAME: OVERSPEED SWITCH X3095 (77260)		EA	1									28	40
P2F		BODY AND BEARING ASSEMBLY: OVERSPEED SWITCH A7339 (77260)		EA	1	*	*	*	*	*	*	3	3	28	41

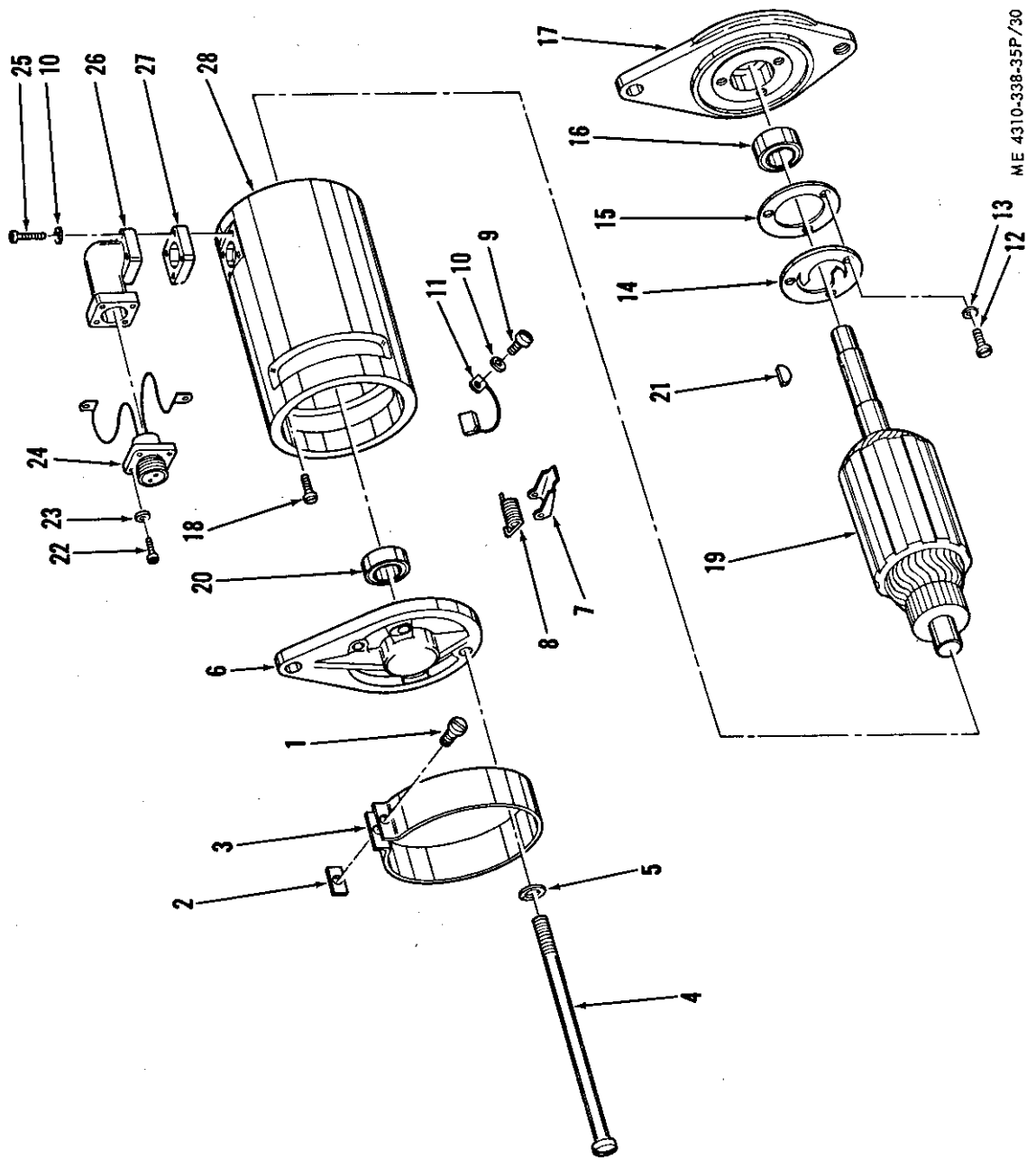


ME 4310-338-35P/29

Figure 29. Starter-generator installation group.

SMR CODE	FEDERAL STOCK NUMBER	DESCRIPTION REF NUMBER & MFR CODE	USABLE ON CODE	UNIT OF MEAS	QTY INC IN UNIT	30-DAY DS MAINT ALLOWANCE			30-DAY GS MAINT ALLOWANCE			1-YR ALWPER 100 EQUIP CNTGCCY	DEPOT MAINT ALWPER 100 EQUIP	ILLUSTRATION		
						1-20	21-50	51-100	1-20	21-50	51-100			FIGURE NO.	ITEM NO.	
		GROUP 29 - STARTER-GENERATOR INSTALLATION GROUP														
PO	5310-732-0558	NUT, PLAIN, HEXAGON: 3/8-16 THD SIZE MS51967-8 (96906)		EA	1	REF	REF	REF	REF	REF	REF	REF	REF	29	1	
PO	5305-269-3214	SCREW, CAP, HEXAGON HEAD: 3/8-16 THD SIZE, 1-1/2 IN. LG MS90725-64 (96906)		EA	1	REF	REF	REF	REF	REF	REF	REF	REF	29	2	
PO	5305-269-3211	SCREW, CAP, HEXAGON HEAD: 3/8-16 THD SIZE, 1 IN. LG MS90725-60 (96906)		EA	3	REF	REF	REF	REF	REF	REF	REF	REF	29	3	
PO	5310-061-1258	WASHER, LOCK: 3/8 IN. SIZE, INTERNAL-EXTERNAL TOOTH MS45904-76 (96906)		EA	7	REF	REF	REF	REF	REF	REF	REF	REF	29	4	
X20		ARM, ADJUSTING: STARTER-GENERATOR 61631 (16004)		EA	1									29	5	
X20		PIVOT, FRONT: STARTER-GENERATOR 61630 (16004)		EA	1									29	6	
X20		PIVOT, REAR: STARTER-GENERATOR 61629 (16004)		EA	1									29	7	
PO	5310-131-0256	NUT, CASTELLATED, HEXAGON: STARTER-GENERATOR X3449 (19728)		EA	1	*	*	*	*	*	*	1	*	29	8	
PO	5310-137-3421	WASHER, FLAT: STARTER-GENERATOR GHS18 (19728)		EA	1	*	*	*	*	*	*	1	*	29	9	
P20	3020-477-9655	PULLEY: STARTER-GENERATOR 61572 (16004)		EA	1	8	8	8	8	8	8	3	3	29	10	
P2F	3020-938-8068	FAN, VENTILATING: STARTER-GENERATOR PL535A (19728)		EA	1	*	*	*	*	*	*	3	3	29	11	



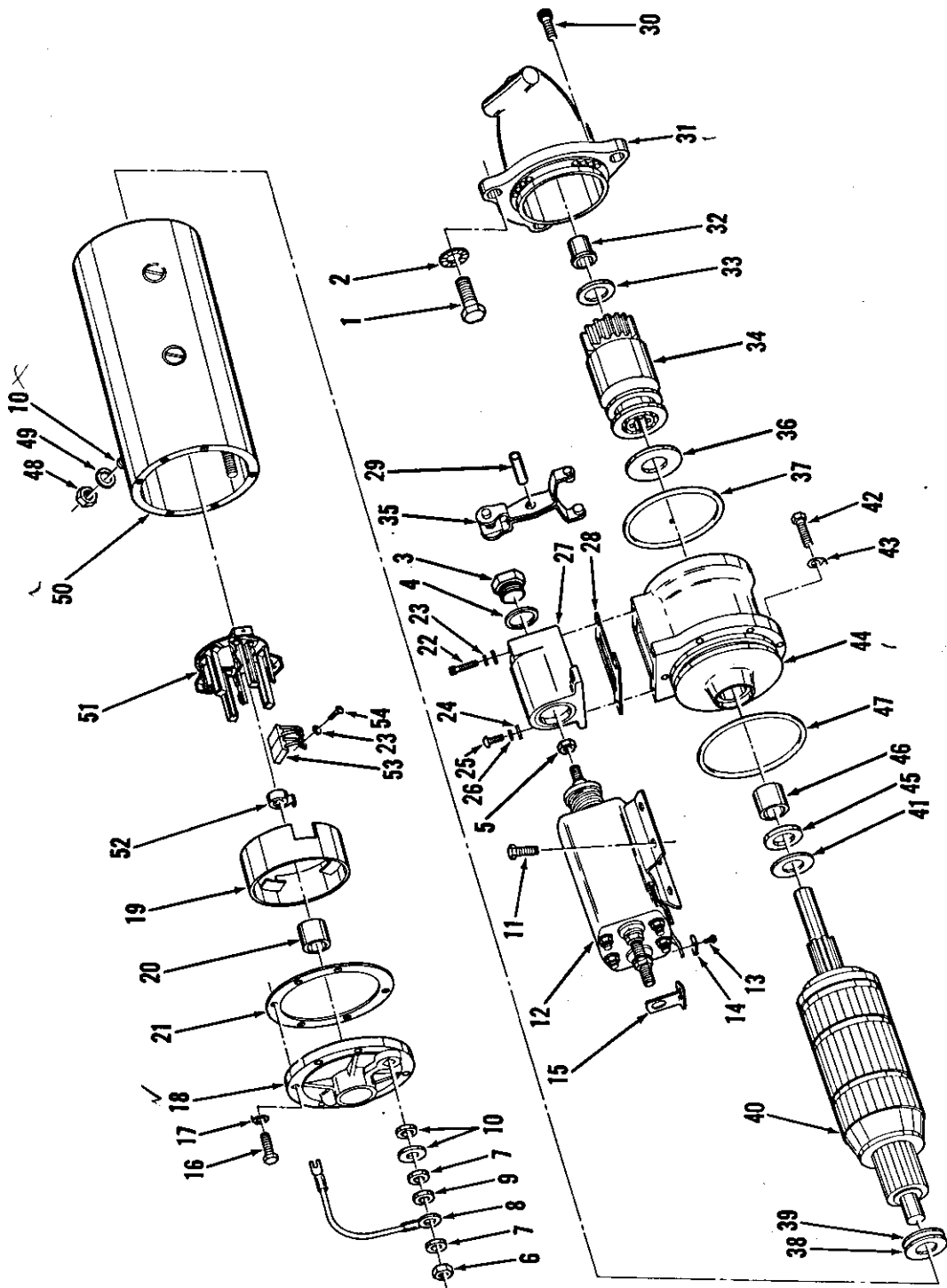


ME 4310-338-35P/30

Figure 30. Starter-generator assembly group.

SMR CODE	FEDERAL STOCK NUMBER	DESCRIPTION REF NUMBER & MFR CODE	USABLE ON CODE	UNIT OF MEAS	QTY INC IN UNIT	30-DAY DS MAINT ALLOWANCE			30-DAY GS MAINT ALLOWANCE			1-YR AL WPER 100 EQUIP CNTGCT	DEPOT MAINT AL WPER 100 EQUIP	ILLUSTRATION		
						1-20	21-50	51-100	1-20	21-50	51-100			FIGURE NO.	ITEM NO.	
		GROUP 30 - STARTER-GENERATOR ASSEMBLY GROUP														
PO	2920-391-2989	STARTER-GENERATOR ASSEMBLY: MS13823-1 (96906)		EA	1	*	*	*	*	*	*	4	6			
XI	5305-286-1934	SCREW, MACHINE: COVER BAND, No. 10-32 THD SIZE, 1/2 IN. LG 20X714 (19728)		EA	1									30	1	
XI		NUT: COVER BAND, No. 10-32 THD SIZE 20X794 (19728)		EA	1									30	2	
P20	2920-295-9447	BAND, COVER: STARTER-GENERATOR MS13808-1 (96906)		EA	1	*	*	*	*	*	*	4	4	30	3	
PF	5305-138-0269	SCREW, MACHINE: HEAD ASSEMBLY, 5/16-18 THD SIZE, 7-3/4 IN. LG GHS20 (19728)		EA	2	*	*	*	*	*	*	1	*	30	4	
PF	5310-757-6495	WASHER, LOCK: HEAD ASSEMBLY, 5/16 IN. SIZE 20X1014 (19728)		EA	2	*	*	*	*	*	*	1	*	30	5	
XI		ASSEMBLY, HEAD: COMMUTATOR END, STARTER-GENERATOR GHS2002S (19728)		EA	1									30	6	
P20		BRUSH ARM AND SPRING: HEAD ASSEMBLY P90-270 (19728)		EA	2	*	*	*	*	*	*	3	3			
XI		ARM: BRUSH ARM AND SPRING GHS26 (19728)		EA	1									30	7	
XI	6115-570-5594	SPRING: BRUSH ARM AND SPRING GHS17 (19728)		EA	1									30	8	
PO	5305-138-0265	SCREW, MACHINE: BRUSH SET, No. 8-32 THD SIZE, 1/4 IN. LG 19X305 (19728)		EA	2	*	*	*	*	*	*	1	*	30	9	
PO	5310-045-3299	WASHER, LOCK: BRUSH SET, No. 8 SIZE. MS35338-42 (96906)		EA	6	REF	REF	REF	REF	REF	REF	REF	REF	30	10	
XI		ASSEMBLY, HEAD: STARTER-GENERATOR GHS1003 (19728)		EA	1											
XI	5977-284-9918	BRUSH SET: STARTER-GENERATOR GHS2012S (19728)		EA	1									30	11	
PF	5305-138-0269	SCREW, MACHINE: BEARING RETAINER, No. 10-32 THD SIZE, 1/2 IN. LG GGM528 (19728)		EA	3	*	*	*	*	*	*	1	*	30	12	
PF	5310-137-3725	WASHER, LOCK: BEARING RETAINER, No. 10 SIZE 20X196 (19728)		EA	3									30	13	
P2F		RETAINER, BEARING: HEAD ASSEMBLY GHS27 (19728)		EA	1	*	*	*	*	*	*	3	3	30	14	

SMR CODE	FEDERAL STOCK NUMBER	DESCRIPTION REF NUMBER & MFR CODE	USABLE ON CODE	UNIT OF MEAS	QTY INC IN UNIT	30-DAY DS MAINT ALLOWANCE			30-DAY GS MAINT ALLOWANCE			1-YR ALW PER 100 EQUIP CNTGCTY	DEPOT MAINT ALW PER 100 EQUIP	ILLUSTRATION	
						1-20	21-50	51-100	1-20	21-50	51-100			FIGURE NO.	ITEM NO.
X2F	2910-900-9681	CONTACT SET, COLLECT: HEAD ASSEMBLY GHS1032 (19728)		EA	1									30	15
PF	3110-900-5568	BEARING, BALL, SEALED: HEAD ASSEMBLY X3185A (19728)		EA	1	*	1	1	*	1	1	12	20	30	16
X1		HEAD: HEAD ASSEMBLY GH53 (19728)		EA	1									30	17
PF		SCREW, MACHINE: FIELD LEAD, ROUND HEAD, No. 8-32 THD SIZE, 3/8 IN. LG 19X302 (19728)		EA	1	*	*	*	*	*	*	1	*	30	18
P2F	2920-392-4652	ASSEMBLY, ARMATURE: STARTER-GENERATOR GHS2006F (19728)		EA	1	*	*	*	*	*	*	3	3	30	19
PF	<del>5310-138-6421</del>	BEARING, BALL, SEALED: ARMATURE ASSEMBLY X3880 (19728)		EA	1	*	1	1	*	1	1	12	20	30	20
P2F	5315-616-5526	KEY, WOODRUFF: PULLEY AND FAN MOUNTING X280 (19728)		EA	1	*	*	*	*	*	*	4	4	30	21
PF	5305-889-3001	SCREW, MACHINE: RECEPTACLE AND LEAD ASSEMBLY FIL H, No. 6-32 THD SIZE, 3/8 IN. LG MS35206-231 (96906)		EA	4	*	*	*	*	*	*	1	*	30	22
PF		WASHER, LOCK: RECEPTACLE AND LEAD ASSEMBLY No. 6 SIZE X194 (19728)		EA	4	*	*	*	*	*	*	1	*	30	23
P2F		RECEPTACLE AND LEAD: ASSEMBLY, STARTER-GENERATOR GHS1028 (19728)		EA	1	*	*	*	*	*	*	4	4	30	24
PF	5305-013-2776	SCREW, MACHINE: ELBOW AND SPACER, FIL H, No. 8-32 THD SIZE, 1 IN. LG 20X3448 (10728)		EA	4	*	*	*	*	*	*	1	*	30	25
PF	5975-304-7496	ELBOW, 90°: STARTER-GENERATOR XA750A (19728)		EA	1	*	*	*	*	*	*	2	2	30	26
X1		SPACER, MOUNTING: STARTER-GENERATOR GHS15 (19728)		EA	1									30	27
X1		FRAME AND FIELD: ASSEMBLY, STARTER-GENERATOR GHS2001 (19728)		EA	1									30	28
PO	2920-606-4390	KIT, REPAIR: STARTER-GENERATOR KIT187 (19728)		EA	1	1	1	2	1	1	2	25	100		
X1		1-BRUSH SET: REPAIR KIT GHS2012S (19728) FSN5977-284-9918													
X1		1-SPRING: REPAIR KIT GHS17 (19728) FSN6115-570-5594													



ME 4310-338-35P/31

Figure 31. Starting motor assembly group.

SMR CODE	FEDERAL STOCK NUMBER	DESCRIPTION REF NUMBER & MFR CODE	USABLE ON CODE	UNIT OF MEAS	QTY INC IN UNIT	30-DAY DS MAINT ALLOWANCE			30-DAY GS MAINT ALLOWANCE			1-YR AL WPER 100 EQUIP CNTGCTY	DEPOT MAINT AL WPER 100 EQUIP	ILLUSTRATION		
						1-20	21-50	51-100	1-20	21-50	51-100			FIGURE NO.	ITEM NO.	
		GROUP 31 - STARTING MOTOR ASSEMBLY GROUP														
PO	5305-584-7684	SCREW, CAP, HEXAGON HEAD: STARTING MOTOR, 5/8-11 THD SIZE, 1-3/4 IN. LG MS35297-163 (96906)		EA	3	*	*	*	*	*	*	1	*	31	1	
PO	5310-017-8627	WASHER, LOCK: STARTING MOTOR, 5/8 IN. SIZE, INTERNAL-EXTERNAL TOOTH 4028-34-00 (78189)		EA	3	REF	REF	REF	REF	REF	REF	REF	REF	31	2	
POR	2920-923-8911	STARTING MOTOR ASSEMBLY: MFY6101BUT (19728)		EA	1	*	*	*	*	*	*	4	6			
X1		PLUG, SWITCH COVER: STARTING MOTOR MES61 (19728) *		EA	1									31	3	
PF	5330-138-0250	GASKET, PLUG: * STARTING MOTOR MES62 (19728)		EA	1	*	*	1	*	*	1	6	6	31	4	
X1		NUT, PLAIN, HEXAGON: * STARTING MOTOR, 5/16-24 THD SIZE 8X1681 (19728)		EA	1									31	5	
PF	5310-137-3461	NUT, PLAIN, HEXAGON: TERMINAL STUD, 1/2-13 THD SIZE 8X3439 (19728)		EA	3	*	*	*	*	*	*	1	*	31	6	
PF	5310-138-0174	WASHER, LOCK: TERMINAL STUD, 1/2 IN. SIZE 12X198 (19728)		EA	4	*	*	*	*	*	*	1	*	31	7	
X2F	5330-137-0005	ASSEMBLY, LEAD: TERMINAL TO SWITCH MES48B (19728)		EA	1									31	8	
PF	5310-137-0257	NUT, PLAIN, HEXAGON: TERMINAL STUD, 1/2-13 THD SIZE 8X3437 (19728)		EA	1	*	*	*	*	*	*	1	*	31	9	
PF		PACKAGE, TERMINAL WASHER PARTS: STARTING MOTOR P90-810 (19728)		EA	2	*	1	1	*	1	1	12	25	31	10	
X1		BUSHING, INSULATING: * TERMINAL STUD MES72 (19728)		EA	1											
X1		WASHER, BAKELITE: * TERMINAL STUD MES93 (19728)		EA	1											
X1		WASHER, CAP: * TERMINAL STUD MES99 (19728)		EA	1											
X1		WASHER, INSULATING: * TERMINAL STUD MES71 (19728)		EA	1											
X1		WASHER, NEOPRENE: * TERMINAL STUD MES94 (19728)		EA	1											
X1		WASHER, PLAIN: * TERMINAL STUD MES78A (19728)		EA	1											

SMR CODE	FEDERAL STOCK NUMBER	DESCRIPTION REF NUMBER & MFR CODE	USABLE ON CODE	UNIT OF MEAS	QTY INC IN UNIT	30-DAY DS MAINT ALLOWANCE			30-DAY GS MAINT ALLOWANCE			1-YR ALWPER 100 EQUIP CNTGCT	DEPOT MAINT ALWPER 100 EQUIP	ILLUSTRATION	
						1-20	21-50	51-100	1-20	21-50	51-100			FIGURE NO.	ITEM NO.
PF	5305-138-0229	SCREW, CAP, HEXAGON HEAD: SOLENOID SWITCH, 1/4-20 THD SIZE, 5/16 IN. LG 8X3565 (19728)		EA	4	*	*	*	*	*	*	1	*	31	11
PF		SWITCH, SOLENOID: STARTING MOTOR SAT4102UT (19728)		EA	1	*	*	1	*	*	1	6	10	31	12
PO	5305-138-0338	SCREW, MACHINE: SWITCH TERMINAL, ROUND HEAD, No. 10-32 THD SIZE, 3/8 IN. LG 8X3474 (19728)		EA	2	*	*	*	*	*	*	1	*	31	13
X20		CLIP, TERMINAL: SOLENOID SWITCH VRB50B (19728)		EA	2									31	14
X2F		CONNECTOR, SWITCH: STARTING MOTOR MFY40 (19728)		EA	1									31	15
X1		SCREW, CAP, HEXAGON HEAD: □ HEAD ASSEMBLY, No. 10-32 THD SIZE, 3/4 IN. LG MBD254C (19728)		EA	7									31	16
X1		TAB, LOCK: □ HEAD ASSEMBLY MES98 (19728)		EA	7									31	17
X1		ASSEMBLY, HEAD: COMMUTATOR END MES2084A (19728)		EA	1									31	18
X2F		COVER, BEARING: HEAD ASSEMBLY MEJ39A (19728)		EA	1									31	19
PF	2920-293-5041	BEARING, BRONZE, SLEEVE: HEAD ASSEMBLY GBF79 (19728)		EA	1	*	*	1	*	*	1	10	10	31	20
P2F	5305-138-0251	GASKET: HEAD ASSEMBLY MES95 (19728)		EA	1	*	*	*	*	*	*	5	5	31	21
X1		SCREW: YOKE COVER, No. 10-32 <sup>X</sup> THD SIZE, 2-1/2 IN. LG, FIL H 8X3656 (19728)		EA	2									31	22
PF	5310-043-1680	WASHER, LOCK: YOKE COVER, No. 10 SIZE 20K902 (19728)		EA	2	*	*	*	*	*	*	1	*	31	23
PF	5305-138-0321 5330-196-5385	PACKING, PREFORMED: X YOKE COVER XA744AP (19728)		EA	7	*	1	2	*	1	2	18	300	31	24
PF	5305-138-0336	SCREW: YOKE COVER, 1/4-28 THD SIZE, 11/16 IN. LG, FIL H 8X3190 (19728)		EA	2	*	*	*	*	*	*	1	*	31	25
PF	5310-137-24-2	WASHER, LOCK, SPLIT: SOLENOID SWITCH, 1/4 IN. SIZE 12X1272 (19728)		EA	6	*	*	*	*	*	*	1	*	31	26
X2F		COVER, YOKE: STARTING MOTOR MFY37 (19728)		EA	1									31	27

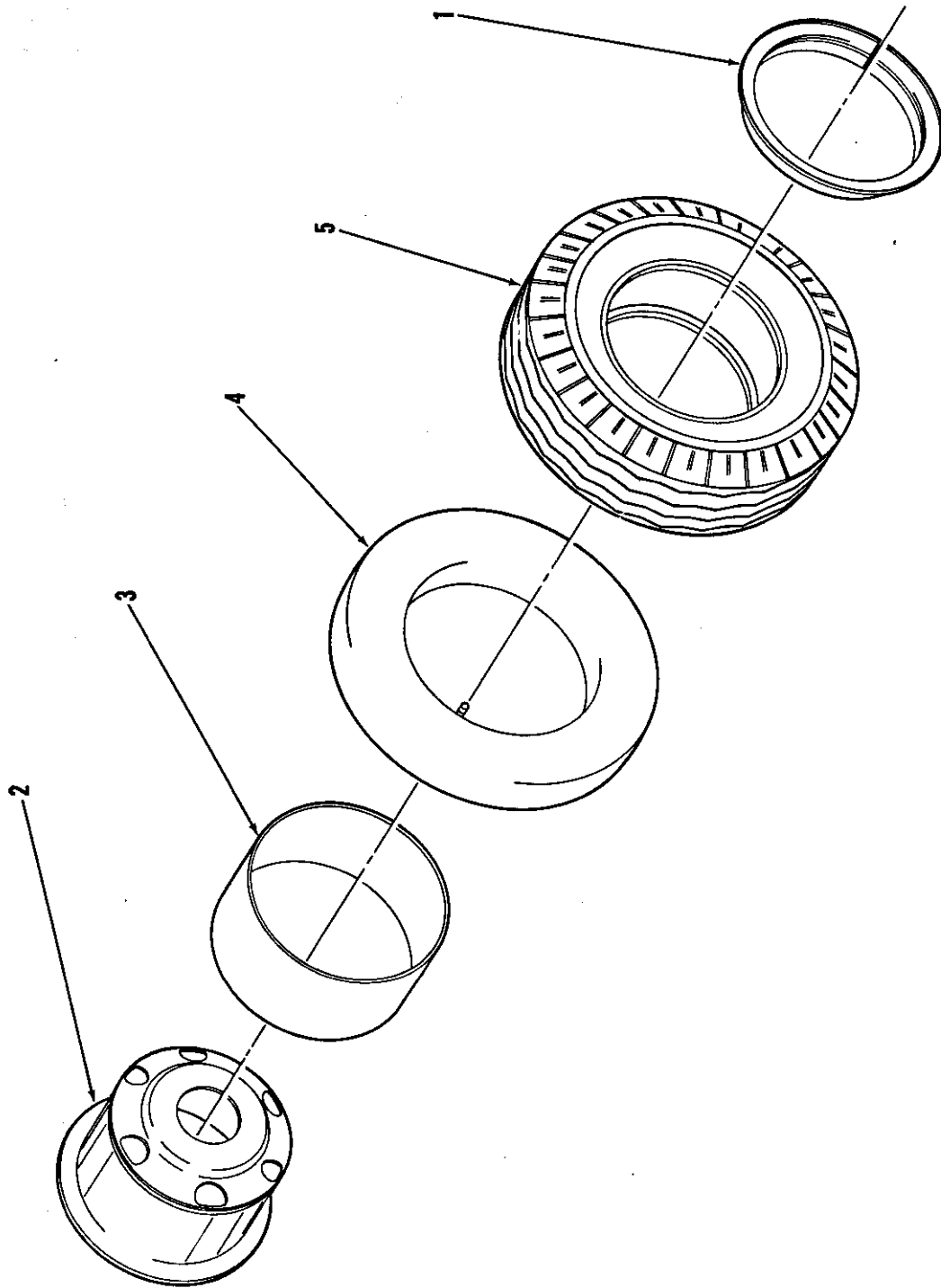
SMR CODE	FEDERAL STOCK NUMBER	DESCRIPTION REF NUMBER & MFR CODE	USABLE ON CODE	UNIT OF MEAS	QTY INC IN UNIT	30-DAY DS MAINT ALLOWANCE			30-DAY GS MAINT ALLOWANCE			1-YR ALWPER 100 EQUIP CNTGCTY	DEPOT MAINT ALWPER 100 EQUIP	ILLUSTRATION	
						1-20	21-50	51-100	1-20	21-50	51-100			FIGURE NO.	ITEM NO.
P2F	5330-191-8171	GASKET: YOKE COVER MFY38 (19728)		EA	1	*	*	*	*	*	*	5	5	31	28
X1		PIN, YOKE: STARTING MOTOR X MES66A (19728)		EA	1									31	29
X1		SCREW: PINION HOUSING, 1/4-28 THD SIZE, 7/8 IN. LG, SOC CAP, FIL H 8X3147 (19728)		EA	6									31	30
X2F		ASSEMBLY, PINION HOUSING: STARTING MOTOR PS1390B (19728)		EA	1									31	31
PF		BEARING, BRONZE: PINION HOUSING MFY36 (19728)		EA	1	*	*	1	*	*	1	6	20	31	32
X1	3120-142-2016	WASHER, THRUST: + DRIVE END, .095 IN. THICK MFY35 (19728)		EA	1									31	33
X2F		DRIVE, POSITORK: STARTING MOTOR 480076 (72850)		EA	1									31	34
X2F		ASSEMBLY, YOKE: STARTING MOTOR MFY2042 (19728)		EA	1									31	35
PF	5310-883-2237	WASHER, THRUST: ↓ PINION HOUSING ML129 (19728)		EA	1	*	*	1	*	*	1	6	6	31	36
PF	5320-127-3451	PACKING, PREFORMED: PINION HOUSING XA744AQ (19728)		EA	1	*	*	1	*	*	1	6	100	31	37
PF	5330-282-6112 5310	WASHER, NONMETALLIC: + COMMUTATOR END, 1/32 IN. THICK MU54 (19728)		EA	4	*	*	1	*	*	1	6	6	31	38
PF	5310-235-5124	WASHER, FLAT: + COMMUTATOR END, 3/64 IN. THICK MU54B (19728)		EA	2	*	*	1	*	*	1	6	6	31	39
PH	3120-722 9123	ARMATURE: STARTING MOTOR MBD2466 (19728)		EA	1	*	*	1	*	*	1	6	12	31	40
X1		WASHER, THRUST: ↓ INTERMEDIATE HOUSING, .125 IN. THICK MFY33 (19728)		EA	1									31	41
X1		SCREW, CAP, HEXAGON HEAD: □ INTERMEDIATE HOUSING, 1/4-28 THD SIZE, 7/8 IN. LG 8X3360 (19728)		EA	7									31	42
X1		TAB, LOCK: □ INTERMEDIATE HOUSING MES74A (19728)		EA	7									31	43
X1		ASSEMBLY, INTERMEDIATE: HOUSING: STARTING MOTOR MFY1030 (19728)		EA	1									31	44
PF	5330-820-1626	SEAL, OIL: INTERMEDIATE HOUSING XA939 (19728)		EA	1	*	*	1	*	*	1	6	100	31	45

SMR CODE	FEDERAL STOCK NUMBER	DESCRIPTION REF NUMBER & MFR CODE	USABLE ON CODE	UNIT OF MEAS	QTY INC IN UNIT	30-DAY DS MAINT ALLOWANCE			30-DAY GS MAINT ALLOWANCE			1-YR ALWPER 100 EQUIP CNTGCT	DEPOT MAINT ALWPER 100 EQUIP	ILLUSTRATION	
						1-20	21-50	51-100	1-20	21-50	51-100			FIGURE NO.	ITEM NO.
PF	3120-287-6660	BEARING, BRONZE: INTERMEDIATE HOUSING ML21A (19728)		EA	1	*	*	1	*	*	1	6	20	31	46
PF	5330-137-3450	PACKING, PREFORMED: INTERMEDIATE HOUSING XA744Z (19728)		EA	1	*	*	1	*	*	1	6	100	31	47
PF	5310-138-0255	MUT, PLAIN, HEXAGON: TERMINAL STUD, 3/8-16 THD SIZE X2852 (19728)		EA	1	*	*	*	*	*	*	1	*	31	48
PF	5310-043-2646	WASHER, LOCK, SPLIT: TERMINAL STUD, 3/8 IN. SIZE 12X201 (19728)		EA	1	*	*	*	*	*	*	1	*	31	49
X1		FRAME AND FIELD: ASSEMBLY, STARTING MOTOR MFY2032S (19728)		EA	1									31	50
X2F		ASSEMBLY, BRUSH PLATE: FRAME AND FIELD MEW1064A (19728)		EA	1									31	51
PO	2920-058-6574	SET, SPRING: BRUSH PLATE MBD19AS (24041)		EA	1	*	*	1	*	*	1	6	15	31	52
PO	5977-071-9283	BRUSH SET: FRAME AND FIELD MEW1012S (19728)		EA	1	*	*	1	*	*	1	6	100	31	53
PF	5325-138-0337	SCREW, MACHINE: X FRAME AND FIELD, ROUND HEAD, IN. 8-32 THD SIZE, 3/8 IN. LG 8X3407 (19728)		EA	3	*	*	*	*	*	*	1	*	31	54
PF	2920-477-9774	KIT, MISCELLANEOUS: YOKE ADJUSTMENT PARTS PACKAGE: STARTING MOTOR P90-810 (19728)		EA	1	*	1	1	*	1	1	12	25		
X1		1-BUSHING, INSULATING: TERMINAL STUD P/N MES72 (19728) FSN													
X1		1-WASHER, BAKELITE: TERMINAL STUD P/N MES93 (19728) FSN													
X1		1-WASHER, CAP: TERMINAL STUD P/N MES99 (19728) FSN													
X1		1-WASHER, INSULATING: TERMINAL STUD P/N MES71 (19728) FSN													
X1		1-WASHER, NEOPRENE: TERMINAL STUD P/N MES94 (19728) FSN													
X1		1-WASHER, PLAIN: TERMINAL STUD P/N MES78A (19728)													
PF	2920-936-7132	KIT, YOKE PARTS: X TERMINAL STUD P90-814 (19728)		EA	1	*	*	1	*	*	1	6	6		



SNR CODE	FEDERAL STOCK NUMBER	DESCRIPTION REF NUMBER & MFR CODE	USABLE ON CODE	UNIT OF MEAS	QTY INC IN UNIT	30-DAY DS MAINT ALLOWANCE			30-DAY GS MAINT ALLOWANCE			1-YR ALWPER 100 EQUIP CNTGCCY	DEPOT MAINT ALWPER 100 EQUIP	ILLUSTRATION		
						1-20	21-50	51-100	1-20	21-50	51-100			FIGURE NO.	ITEM NO.	
XI	2230-499-0250	1-GASKET, PLUG: TERMINAL STUD P/N MES62 (19728) FSN														
XI		1-MUT, HEXAGON: TERMINAL STUD 5/16-24 THD SIZE P/N 8X1681 (19728) FSN														
XT		1-PIN, YOKE: TERMINAL STUD P/N MES66A (19728) FSN														
XI		1-PLUG, SWITCH COVER: TERMINAL STUD P/N MES61 (19728) FSN														
PF	2230-499-9925	KIT, MOUNTING PARTS PACKAGE: X YOKE COVER P90-803 (19728)		EA	1	*	*	1	*	*	1	6	6			
XI		3-SCREW, MACHINE: PLATE MOUNTING, ROUND HEAD, No. 8-32 THD SIZE, 3/8 IN. LG P/N 8X3407 (19728) FSN														
XI		2-SCREW: YOKE COVER, No. 10-32 THD SIZE, 2-1/2 IN. LG, FIL H P/N 8X3656 (19728) FSN														
XI		5-PACKING, PREFORMED: YOKE COVER P/N XA744AP (19728) FSN5330-196-5385														
XI		2-WASHER, STEEL: YOKE COVER P/N Mfy39 (19728) FSN														
PF	2230-499-7911	KIT, MOUNTING SCREW PACKAGE: □ HEAD AND HOUSING P90-808 (19728)		EA	1	*	*	1	*	*	1	6	6			
XI		7-TAB, LOCK: HEAD ASSEMBLY P/N MES98 (19728) FSN														
XI		7-TAB, LOCK: INTERMEDIATE HOUSING P/N MES74A (19728) FSN														
XI		6-PLUG: PINION HOUSING P/N Mfy34 (19728) FSN														
XI		7-SCREW, CAP, HEXAGON HEAD: HEAD ASSEMBLY, No. 10-32 THD SIZE, 3/4 IN. LG P/N MBD254C (19728) FSN														
XI		7-SCREW, CAP, HEXAGON HEAD: INTERMEDIATE HOUSING, 1/4-28 THD SIZE, 7/8 IN. LG P/N 8X3360 (19728) FSN														

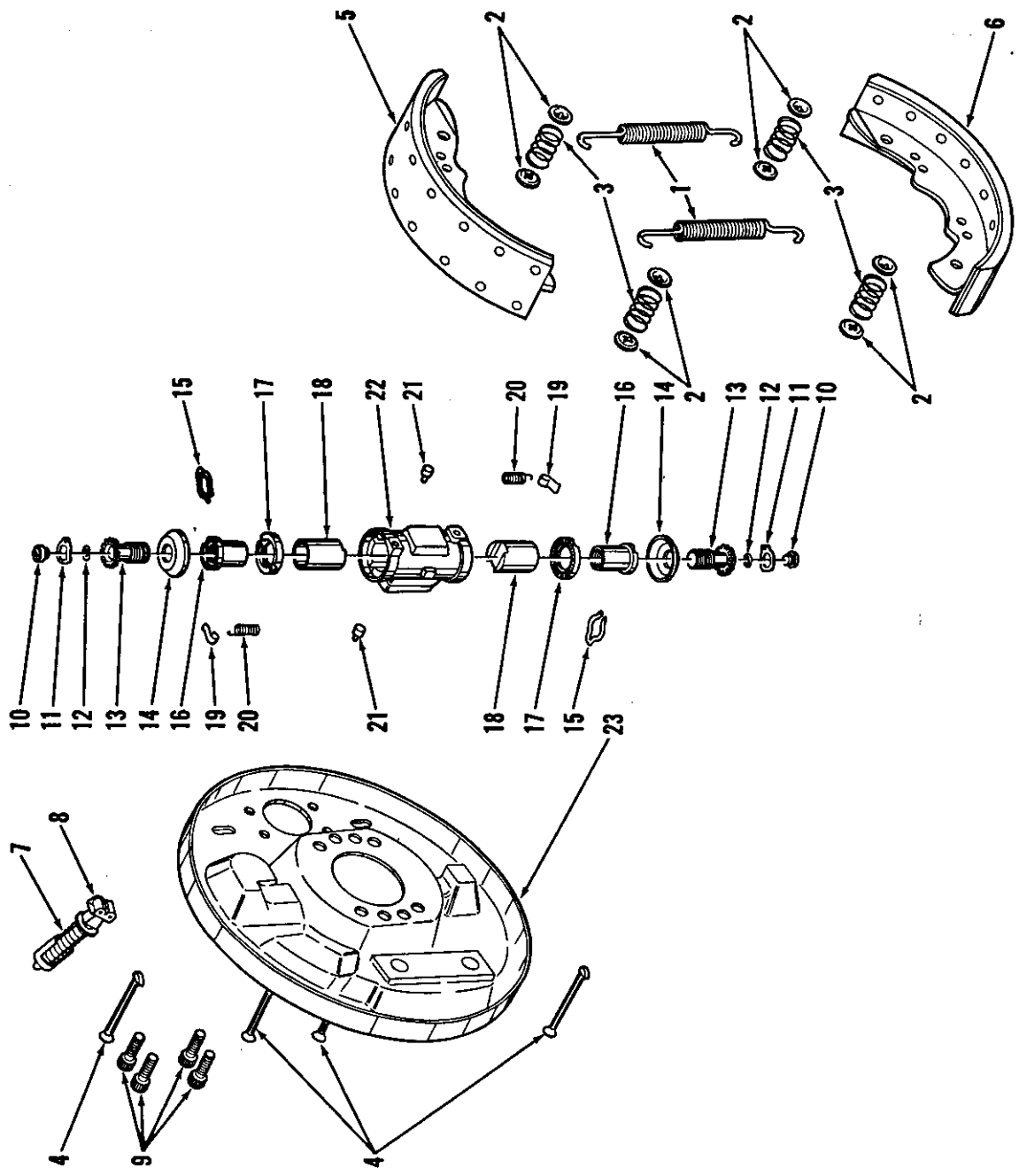
SMR CODE	FEDERAL STOCK NUMBER	DESCRIPTION  REF NUMBER & MFR CODE	USABLE ON CODE	UNIT OF MEAS	QTY INC IN UNIT	30-DAY DS MAINT ALLOWANCE			30-DAY GS MAINT ALLOWANCE			1-YR AL WPER 100 EQUIP CNTG CY	DEPOT MAINT AL WPER 100 EQUIP	ILLUSTRATION		
						1-20	21-50	51-100	1-20	21-50	51-100			FIGURE NO.	ITEM NO.	
X1		6-SCREW: PINION HOUSING, 1/4-28 THD SIZE, 7/8 IN. LG, SOC CAP, FIL H P/N 8X3147 (19728) FSN														
PF	3120-122-0241	KIT, THRUST WASHER PACKAGE: + STARTING MOTOR P/N P90-809 (19728)		EA	1	*	*	1	*	*	1	6	100			
X1		1-WASHER, THRUST: DRIVE END, .095 IN. THICK P/N MFY35 (19728) FSN														
X1		1-WASHER, THRUST: INTERMEDIATE HOUSING, .125 IN. THICK P/N MFY33 (19728) FSN														
X1		4-WASHER, NONMETALLIC: COMMUTATOR END, 1/32 IN. THICK P/N M54 (19728) FSN5330-282-6112														
X1		2-WASHER, FLAT: COMMUTATOR END, 3/14 IN. THICK P/N M54B (19728) FSN5310-235-5124														
X1		1-WASHER, THRUST: PINION HOUSING P/N ML129 (19728) FSN5310-983-2237														
X1		1-WICK, FELT: PINION HOUSING P/N MES49B (19728) FSN														



ME 4310-338-35P/32

Figure 32. Tire, tube, and wheel assembly group.

SMR CODE	FEDERAL STOCK NUMBER	DESCRIPTION REF NUMBER & MFR CODE	USABLE ON CODE	UNIT OF MEAS	QTY INC IN UNIT	30-DAY DS MAINT ALLOWANCE			30-DAY GS MAINT ALLOWANCE			1-YR ALWPER 100 EQUIP CNTGCTY	DEPOT MAINT ALWPER 100 EQUIP	ILLUSTRATION	
						1-20	21-50	51-100	1-20	21-50	51-100			FIGURE NO.	ITEM NO.
P20	2530-026-0265	GROUP 32 - TIRE, TUBE, AND WHEEL ASSEMBLY GROUP WHEEL ASSEMBLY: TIRE, TUBE AND WHEEL ASSEMBLY 7389621 (19207)		EA	4	*	*	*	*	*	*	4	4		
X1	2530-738-9061	RING, SIDE: WHEEL ASSEMBLY 7389061 (19207)		EA	1									32	1
X1	2530-738-9620	WHEEL: WHEEL ASSEMBLY 7389620 (19207)		EA	1									32	2
PO		FLAP, TUBE: TIRE, TUBE AND WHEEL ASSEMBLY 20R0Z (73808)		EA	4	*	1	1	*	1	1	12	18	32	3
PO	2610-269-7383	TUBE: SIZE 9:00 X 20, TIRE, TUBE AND WHEEL ASSEMBLY MS35392-13 (96906)		EA	4	1	3	5	1	3	5	60	100	32	4
PO	2610-275-7995	TIRE: SIZE 9:00 X 20, TIRE, TUBE AND WHEEL ASSEMBLY MS35388-17 (96906)		EA	4	1	1	2	1	1	2	24	60	32	5



ME 4310-338-35P/33

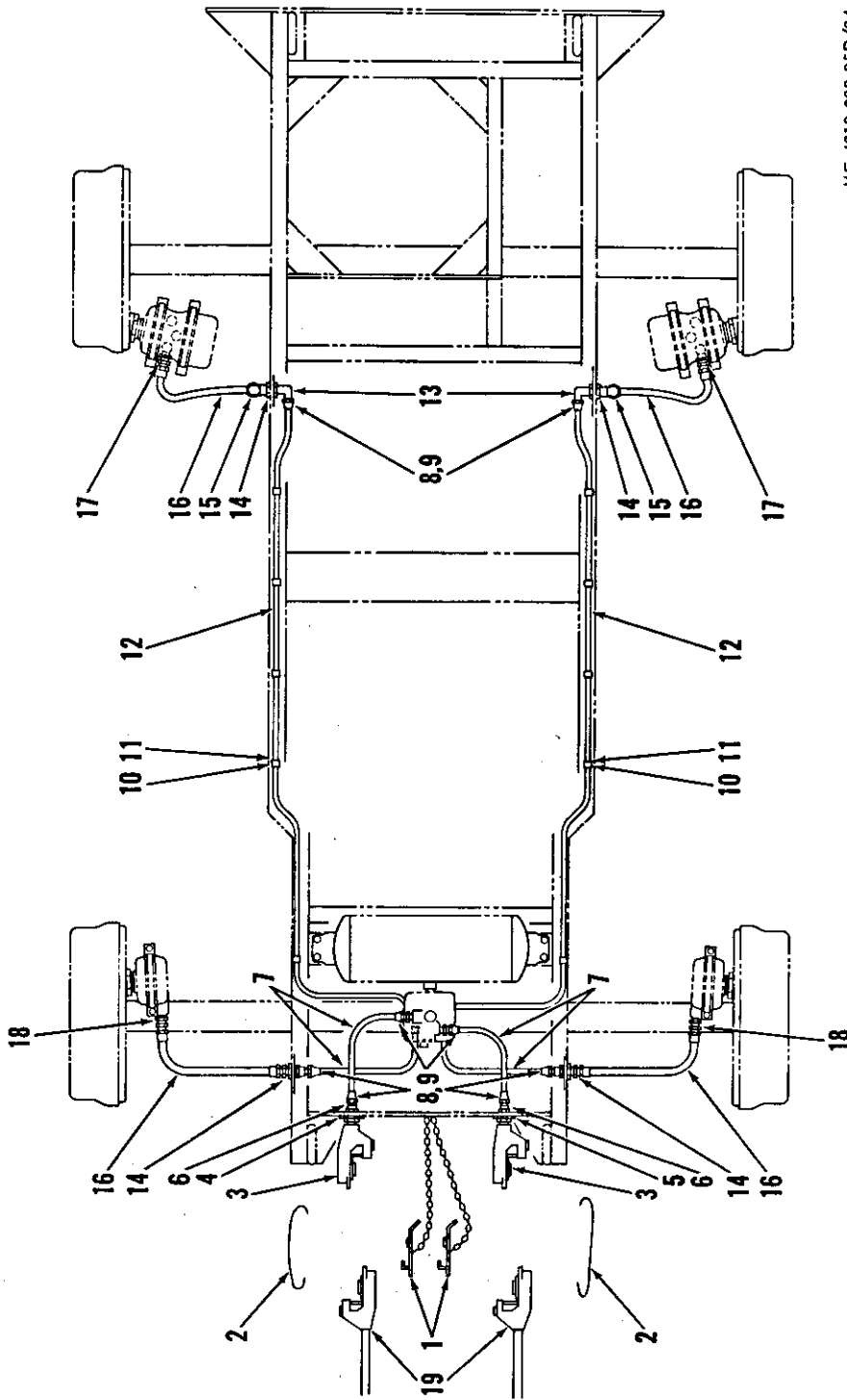
Figure 33. Wedge brake assembly group.

SMR CODE	FEDERAL STOCK NUMBER	DESCRIPTION REF NUMBER & MFR CODE	USABLE ON CODE	UNIT OF MEAS	QTY INC IN UNIT	30-DAY DS MAINT ALLOWANCE			30-DAY GS MAINT ALLOWANCE			1-YR ALWPER 100 EQUIP CNTGCCY	DEPOT MAINT ALWPER 100 EQUIP	ILLUSTRATION		
						1-20	21-50	51-100	1-20	21-50	51-100			FIGURE NO.	ITEM NO.	
		GROUP 33 - WEDGE BRAKE ASSEMBLY GROUP														
P2F	2530-137-9231	WEDGE BRAKE ASSEMBLY: FRONT LEFT HAND 317716 (14892)		EA	1	*	*	*	*	*	*	2	2			
P2F	2530-138-8107	WEDGE BRAKE ASSEMBLY: FRONT RIGHT HAND (INCLUDES COMPONENTS OF WEDGE BRAKE ASSEMBLY, PART NO. 317716 EXCEPT WHERE INDIVIDUAL PARTS ARE ANNOTATED) 317717 (14892)		EA	1	*	*	*	*	*	*	2	2			
P2F	2530-138-8135	WEDGE BRAKE ASSEMBLY: REAR LEFT HAND (INCLUDES COMPONENTS OF WEDGE BRAKE ASSEMBLY, PART NO. 317716 EXCEPT WHERE INDIVIDUAL PARTS ARE ANNOTATED) 323532 (14892)		EA	1	*	*	*	*	*	*	2	2			
P2F	2530-137-9234	WEDGE BRAKE ASSEMBLY: REAR RIGHT HAND (INCLUDES COMPONENTS OF WEDGE BRAKE ASSEMBLY, PART NO. 317726 EXCEPT WHERE INDIVIDUAL PARTS ARE ANNOTATED) 323533 (14892)		EA	1	*	*	*	*	*	*	2	2			
PF	2530-478-3166	SPRING: SHOE TO SHOE WEDGE BRAKE ASSEMBLY 316367 (14892)		EA	2	*	1	1	*	1	1	16	32	33	1	
P2F	2530-029-0022	CUP: SHOE HOLDDOWN, WEDGE BRAKE ASSEMBLY 23969 (14892)		EA	8	*	*	*	*	*	*	4	4	33	2	
P2F	2530-138-0309	SPRING: SHOE HOLDDOWN, WEDGE BRAKE ASSEMBLY 316368 (14892)		EA	4	*	*	*	*	*	*	4	4	33	3	
P2F	2530-137-3437	PIN: SHOE HOLDDOWN, WEDGE BRAKE ASSEMBLY 49624 (14892)		EA	4	*	*	*	*	*	*	2	2	33	4	
PF	2530-137-9232	SHOE AND LINING ASSEMBLY: FORWARD, WEDGE BRAKE ASSEMBLY 318128 (14892)		EA	1	*	*	1	*	*	1	8	12	33	5	
PF	2530-137-9233	SHOE AND LINING ASSEMBLY: REVERSE, WEDGE BRAKE ASSEMBLY 318129 (14892)		EA	1	*	*	1	*	*	1	8	12	33	6	
PF	2530-472-4119	WEDGE ASSEMBLY: 14 DEGREE WEDGE (USED ON WEDGE BRAKE ASSEMBLIES, PART NOS. 317716 AND 317717) 318599 (14892)		EA	1	*	*	*	*	*	*	4	4	33	7	
PF	2530-138-8112	WEDGE ASSEMBLY: 18 DEGREE WEDGE (USED ON WEDGE BRAKE ASSEMBLIES, PART NOS. 323532 AND 323533) 318601 (14892)		EA	1	*	*	*	*	*	*	4	4	33	7	

SMR CODE	FEDERAL STOCK NUMBER	DESCRIPTION REF NUMBER & MFR CODE	USABLE ON CODE	UNIT OF MEAS	QTY INC IN UNIT	30-DAY DS MAINT ALLOWANCE			30-DAY GS MAINT ALLOWANCE			1-YR ALWPER 100 EQUIP CNTGCTY	DEPOT MAINT ALWPER 100 EQUIP	ILLUSTRATION	
						1-20	21-50	51-100	1-20	21-50	51-100			FIGURE NO.	ITEM NO.
P2F	2530-138-8114	ROLLERS AND SPRING CLIP ASSEMBLY: WEDGE ASSEMBLY 316999 (14892)		EA	1	*	*	*	*	*	*	2	2	33	8
PF	2530-138-8098	SCREW AND WASHER ASSEMBLY: ACTUATOR ASSEMBLY WEDGE BRAKE ASSEMBLY 312135 (14892)		EA	4	*	*	*	*	*	*	2	*	33	9
X1		ACTUATOR ASSEMBLY: WEDGE BRAKE ASSEMBLY 323165 (14892)		EA	1										
P2F	2530-138-8110	ADJUSTING NUT AND SCREW ASSEMBLY: ACTUATOR ASSEMBLY 323166 (14892)		EA	2	*	*	*	*	*	*	2	2		
X1		ADJUSTING SCREW ASSEMBLY: ACTUATOR ASSEMBLY 323167 (14892)		EA	1										
X1		LINK, SPRING AND RETAINER ASSEMBLY: ACTUATOR ASSEMBLY 323179 (14892)		EA	1										
X1		SCREW: LINK ADJUSTING, ACTUATOR ASSEMBLY 323162 (14892)		EA	1									33	10
X1		SPRING: ADJUSTING SCREW DETENT, ACTUATOR ASSEMBLY 316802 (14892)		EA	1									33	11
X1		RING, RETAINER: ACTUATOR ASSEMBLY 323168 (14892)		EA	1									33	12
P2F	2530-138-8111	SCREW, ADJUSTING: ACTUATOR ASSEMBLY 318657 (14892)		EA	1	*	*	*	*	*	*	2	2	33	13
PF	2530-454-9744	BOOT ASSEMBLY: ACTUATOR ASSEMBLY 318658 (14892)		EA	1	*	1	1	*	1	1	12	50	33	14
X1		ADJUSTING NUT AND CAP ASSEMBLY: ACTUATOR ASSEMBLY 316353 (14892)		EA	1										
X1		SPRING, OVERLOAD: ACTUATOR ASSEMBLY 316356 (14892)		EA	1									33	15
X1		NUT, ADJUSTING: ACTUATOR ASSEMBLY 316354 (14892)		EA	1									33	16
X1		CAP: ADJUSTING NUT, ACTUATOR ASSEMBLY 316355 (14892)		EA	1									33	17
P2F	2530-138-8193	PISTON AND PIN ASSEMBLY: ACTUATOR ASSEMBLY 316349 (14892)		EA	2	*	*	*	*	*	*	2	2	33	18
X1		SPRING AND LEVER ASSEMBLY: AUTOMATIC ADJUSTOR ACTUATOR ASSEMBLY 321121 (14892)		EA	2										

SMR CODE	FEDERAL STOCK NUMBER	DESCRIPTION REF NUMBER & MFR CODE	USABLE ON CODE	UNIT OF MEAS	QTY INC IN UNIT	30-DAY DS MAINT ALLOWANCE			30-DAY GS MAINT ALLOWANCE			1-YR AL WPER 100 EQUIP CNTGNCY	DEPOT MAINT AL WPER 100 EQUIP	ILLUSTRATION	
						1-20	21-50	51-100	1-20	21-50	51-100			FIGURE NO.	ITEM NO.
P2F	2530-738-8094	LEVER: AUTOMATIC ADJUSTER 316369 (14892)		EA	1	*	*	*	*	*	*	2	2	33	19
P2F	2530-132-8095	SPRING, LEVER: AUTOMATIC ADJUSTER 316370 (14892)		EA	1	*	*	*	*	*	*	2	2	33	20
P2F	2530-137-3703	ACTUATOR AND PIN ASSEMBLY: ACTUATOR ASSEMBLY 316448 (14892)		EA	2	*	*	*	*	*	*	4	4		
X1		PIN: AUTOMATIC ADJUSTER 316331 (14892)		EA	2									33	21
X1		ACTUATOR: ACTUATOR ASSEMBLY 316328 (14892)		EA	1									33	22
X1		PLATE, BACKING: WEDGE BRAKE ASSEMBLY 316400 (14892)		EA	1									33	23



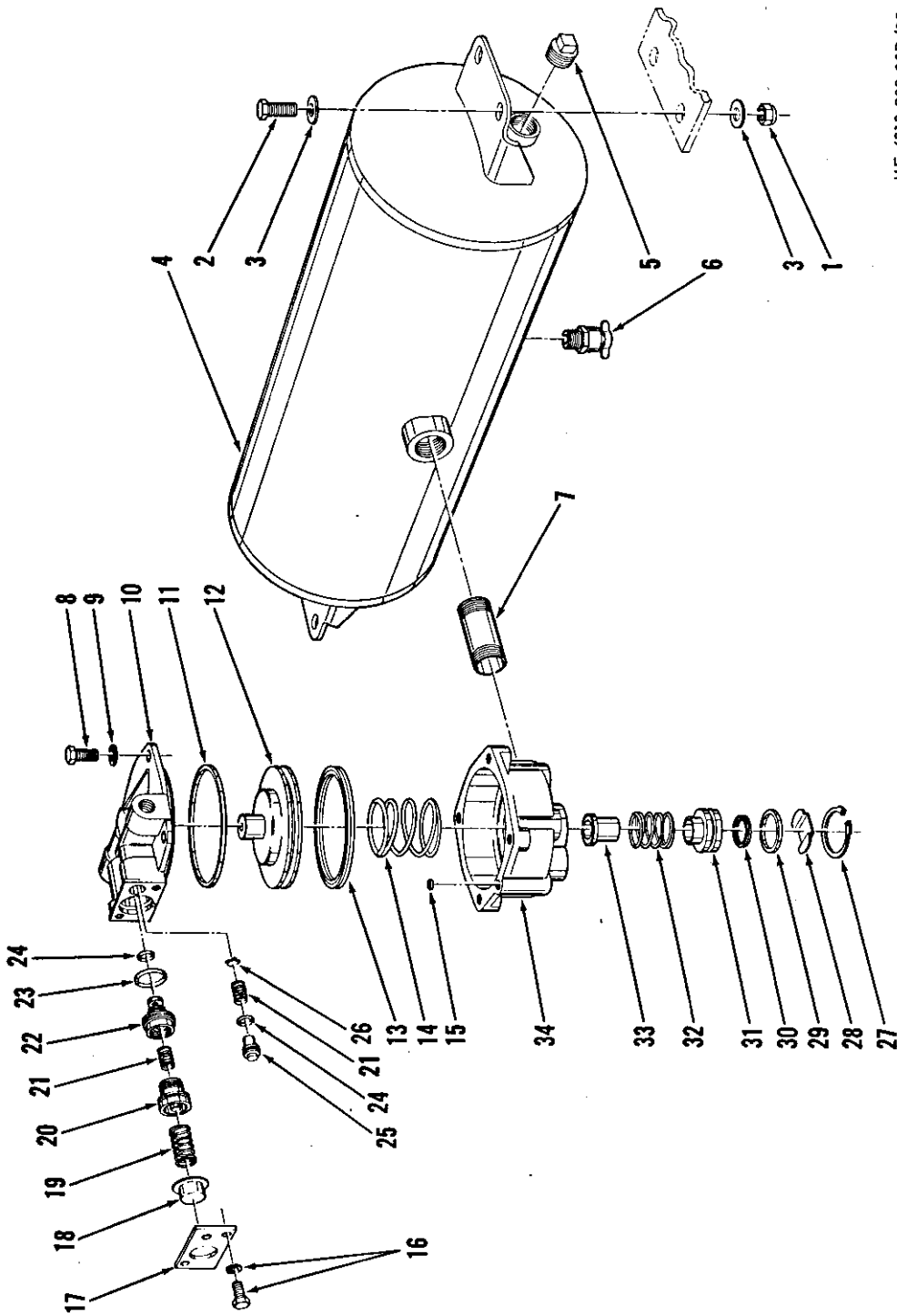


ME 4310-338-35P/34

Figure 34. Air brake air lines installation group.

SMR CODE	FEDERAL STOCK NUMBER	DESCRIPTION REF NUMBER & MFR CODE	USABLE ON CODE	UNIT OF MEAS	QTY INC IN UNIT	30-DAY DS MAINT ALLOWANCE			30-DAY GS MAINT ALLOWANCE			1-YR ALWPER 100 EQUIP CNTGCTY	DEPOT MAINT ALWPER 100 EQUIP	ILLUSTRATION		
						1-20	21-50	51-100	1-20	21-50	51-100			FIGURE NO.	ITEM NO.	
		GROUP 34 - AIR BRAKE AIR LINES INSTALLATION GROUP														
P20	4530-139-9235	COUPLER, DUMMY: AIR BRAKE AIR LINES AD2584 (63477)		EA	2	*	*	*	*	*	*	4	4	34	1	
P20		WIRE, COPPER: DUMMY COUPLER, 16 GA SIZE, 10 IN. LG		EA	2	*	*	*	*	*	*	4	4	34	2	
P20	4730-595-0083	COUPLER: AIR BRAKE AIR LINES MS35746-1 (96906)		EA	2	*	*	*	*	*	*	4	4	34	3	
P20	9905-685-6540	PLATE, IDENTIFICATION: AIR BRAKE AIR LINES 7979292 (19207)		EA	1	*	*	*	*	*	*	2	2	34	4	
P20	1440-831-0208	TAG, EMERGENCY LINE: AIR BRAKE AIR LINES 7979293 (18876)		EA	1	*	*	*	*	*	*	2	2	34	5	
P20	4730-335-4728	NIPPLE, PIPE: AIR BRAKE AIR LINES 8330281 (19207)		EA	2	*	*	*	*	*	*	4	4	34	6	
PO	4710-277-5524	TUBING, COPPER: AIR BRAKE AIR LINES, 3/8 IN. O.D., 21 IN. LG B75TYPEDHP (81346)		EA	4	2	2	8	2	2	8	48	96	34	7	
PO	4730-278-8825	NUT, TUBE COUPLING: AIR BRAKE AIR LINES AC2562 (63477)		EA	12	2	2	4	2	2	4	48	96	34	8	
PO		SLEEVE, COMPRESSION: AIR BRAKE LINES AC2511 (63477)		EA	12	2	2	4	2	2	4	48	96	34	9	
P20	4730-139-8099	CLAMP, TUBING: AIR BRAKE AIR LINES 3-314 (95026)		EA	10	*	*	*	*	*	*	4	4	34	10	
PO	5305-357-9705	SCREW, SELF TAPPING: AIR BRAKE AIR LINES 2-419 (95026)		EA	10	*	*	*	*	*	*	1	*	34	11	
PO	4710-277-5524	TUBING, COPPER: AIR BRAKE AIR LINES, 3/8 IN. O.D., 96 IN. LG B75TYPEDHP (81346)		EA	2	REF	REF	REF	REF	REF	REF	REF	REF	34	12	
P20	4730-263-4983	ELBOW: AIR BRAKE AIR LINES, 3/8 IN. TUBE TO 1/4 IN. NPT AC2577 (63477)		EA	6	*	*	*	*	*	*	4	4	34	13	
PO	4730-647-3320	UNION, BULKHEAD: AIR BRAKE AIR LINES AC2281 (63477)		EA	2	*	*	*	*	*	*	1	*	34	14	
PO	4730-253-4412	ELBOW, STREET: AIR BRAKE AIR LINES, 1/4 IN. NPT MS39230-2 (96906)		EA	2	REF	REF	REF	REF	REF	REF	REF	REF	34	15	
MO		HOSE ASSEMBLY: AIR BRAKE AIR LINES K152-191 (95026) MANUFACTURE FROM:		EA	4									34	16	
PO	4730-139-8097	FITTING, HOSE: HOSE ASSEMBLY K125-9 (95026)		EA	2	*	1	1	*	1	1	12	20			

SMR CODE	FEDERAL STOCK NUMBER	DESCRIPTION REF NUMBER & MFR CODE	USABLE ON CODE	UNIT OF MEAS	QTY INC IN UNIT	30-DAY DS MAINT ALLOWANCE			30-DAY GS MAINT ALLOWANCE			1-YR AL WPER 100 EQUIP CNTGCV	DEPOT MAINT AL WPER 100 EQUIP	ILLUSTRATION	
						1-20	21-50	51-100	1-20	21-50	51-100			FIGURE NO.	ITEM NO.
PO		HOSE: 3/8 IN. I.D. - 3/4 IN. O.D., 19-1/2 IN. LG K152-17 (95026)		EA	1	2	8	10	2	8	10	48	80		
PO	4723-138-8298	ELBOW: AIR BRAKE AIR LINES, REAR AIR CHAMBER K125-47 (95026)		EA	2	*	*	*	*	*	*	1	*	34	17
P20	4730-128-8100	ADAPTER, MALE: AIR BRAKE AIR LINES, FRONT AIR CHAMBER K125-46 (95026)		EA	2	*	*	*	*	*	*	2	2	34	18
PO	4720-253-5928	HOSE ASSEMBLY: WITH AIR COUPLERS AND GUARDS AIR BRAKE AIR LINES 133-203 (95026)		EA	2	*	1	1	*	1	1	12	20	34	19



ME 4310-338-35P/35

Figure 35. Reservoir and emergency relay valve assembly group.

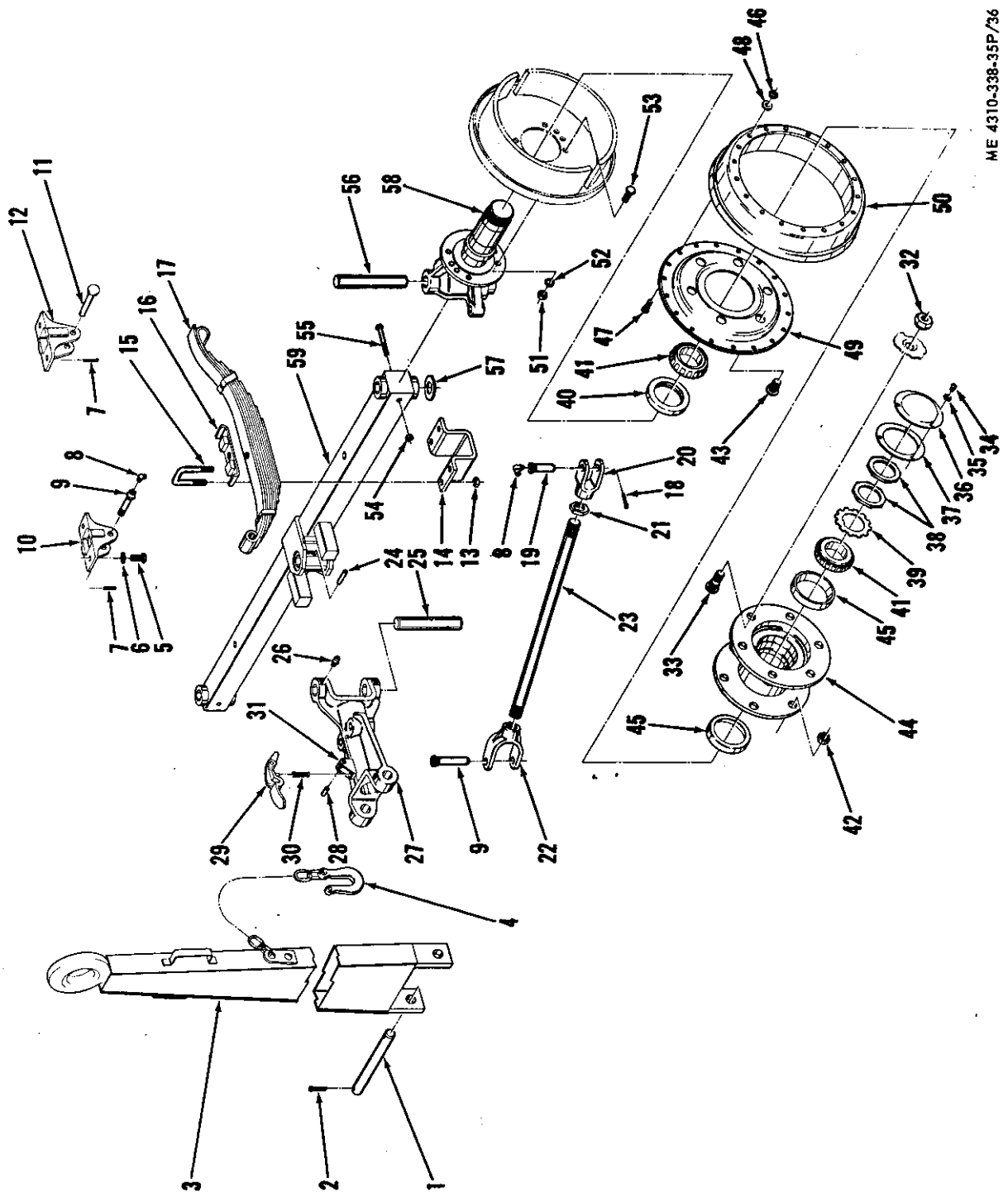
SMR CODE	FEDERAL STOCK NUMBER	DESCRIPTION REF NUMBER & MFR CODE	USABLE ON CODE	UNIT OF MEAS	QTY INC IN UNIT	30-DAY DS MAINT ALLOWANCE			30-DAY GS MAINT ALLOWANCE			1-YR ALWPER 100 EQUIP CNTGCT	DEPOT MAINT ALWPER 100 EQUIP	ILLUSTRATION	
						1-20	21-50	51-100	1-20	21-50	51-100			FIGURE NO.	ITEM NO.
PO	5310-458-2382	GROUP 35 - RESERVOIR AND EMERGENCY RELAY VALVE ASSEMBLY GROUP NUT, SELF LOCKING: RESERVOIR AND EMERGENCY RELAY VALVE ASSEMBLY, 3/8-16 THD SIZE 21FAF616 (56878)		EA	4	REF	REF	REF	REF	REF	REF	REF	REF	35	1
PO	5305-269-3211	SCREW, CAP, HEXAGON HEAD: RESERVOIR AND EMERGENCY RELAY VALVE ASSEMBLY, 3/8-16 THD SIZE, 1 IN. LG MS90725-60 (96906)		EA	4	REF	REF	REF	REF	REF	REF	REF	REF	35	2
PO	5310-809-5997	WASHER, FLAT: RESERVOIR AND EMERGENCY RELAY VALVE ASSEMBLY, 3/8 IN. SIZE MS27183-17 (96906)		EA	8	*	*	*	*	*	*	1	*	35	3
PO	2530-464-3681	TANK AND VALVE ASSEMBLY: AD38948 (63477)		EA	1	*	*	1	*	*	1	6	10		
X20		RESERVOIR ASSEMBLY: RESERVOIR AND EMERGENCY RELAY VALVE ASSEMBLY AD35779 (63477)		EA	1									35	4
PO	4730-221-2139	PLUG, PIPE: RESERVOIR ASSEMBLY, SQ HEAD MS20913-4S (96906)		EA	2	REF	REF	REF	REF	REF	REF	REF	REF	35	5
P20	4820-478-5776	VALVE, DRAIN: RESERVOIR ASSEMBLY AC2091 (63477)		EA	1	*	*	*	*	*	*	2	2	35	6
PO		NIPPLE, PIPE: RESERVOIR AND EMERGENCY RELAY VALVE ASSEMBLY AC37463 (63477)		EA	1	*	*	*	*	*	*	1	*	35	7
PO	1450-945-7902	EMERGENCY RELAY VALVE ASSEMBLY: RESERVOIR AND EMERGENCY RELAY VALVE ASSEMBLY AF37465 (63477)		EA	1	*	*	1	*	*	1	6	10		
PF	5305-225-8497	SCREW, CAP, HEXAGON HEAD: COVER ASSEMBLY, 5/16-18 THD SIZE, 3/4 IN. LG MS90725-32 (96906)		EA	4	REF	REF	REF	REF	REF	REF	REF	REF	35	8
PF	5310-407-9566	WASHER, LOCK, SPLIT: COVER ASSEMBLY, 5/16 IN. SIZE MS35338-45 (96906)		EA	4	REF	REF	REF	REF	REF	REF	REF	REF	35	9
X2F		COVER ASSEMBLY: EMERGENCY RELAY VALVE AC37460 (63477)		EA	1									35	10
X1		RING, SQUARE: EMERGENCY RELAY VALVE AC37431 (63477)		EA	1									35	11
P2F	4820-738-6948	PISTON, RELAY: EMERGENCY RELAY VALVE AD37421 (63477)		EA	1	*	*	*	*	*	*	2	2	35	12
X1		RING, QUAD: EMERGENCY RELAY VALVE AC37444 (63477)		EA	1									35	13
P2F	4820-738-6943	SPRING: EMERGENCY RELAY VALVE AC37432 (63477)		EA	1	*	*	*	*	*	*	2	2	35	14

SMR CODE	FEDERAL STOCK NUMBER	DESCRIPTION REF NUMBER & MFR CODE	USABLE ON CODE	UNIT OF MEAS	QTY INC IN UNIT	30-DAY DS MAINT ALLOWANCE			30-DAY GS MAINT ALLOWANCE			1-YR AL WPER 100 EQUIP CNTGCTY	DEPOT MAINT AL WPER 100 EQUIP	ILLUSTRATION	
						1-20	21-50	51-100	1-20	21-50	51-100			FIGURE NO.	ITEM NO.
X1	5330-738-6935	PACKING, PREFORMED: EMERGENCY RELAY VALVE AC24212 (63477)		EA	1									35	15
PF	5305-138-6443	SCREW AND WASHER ASSEMBLY: EMERGENCY RELAY VALVE 99-92448-000 (63477)		EA	4	*	*	*	*	*	*	1	*	35	16
X2F		PLATE, COVER: EMERGENCY RELAY VALVE AC37457 (63477)		EA	1									35	17
P2F	5340-738-6926	RETAINER, SPRING: EMERGENCY RELAY VALVE AC37446 (63477)		EA	1	*	*	*	*	*	*	2	2	35	18
PF	4820-738-6941	SPRING: EMERGENCY RELAY VALVE AC37442 (63477)		EA	1	*	1	1	*	1	1	12	15	35	19
X1		PISTON ASSEMBLY: EMERGENCY RELAY VALVE AC37459 (63477)		EA	1									35	20
X1		CAP, PISTON: PISTON ASSEMBLY AC37441 (63477)		EA	1									35	21
X1		SPRING, PISTON: PISTON ASSEMBLY AC37495 (63477)		EA	1									35	22
X1		PISTON AND VALVE ASSEMBLY: PISTON ASSEMBLY AC37433 (63477)		EA	1									35	23
X1	5330-738-6923	PACKING, PREFORMED: EMERGENCY RELAY VALVE AC37451 (63477)		EA	2									35	24
X1	5330-738-6924	PACKING, PREFORMED: EMERGENCY RELAY VALVE AC37450 (63477)		EA	2									35	25
P2F		RETAINER, CHECK: EMERGENCY RELAY VALVE AC37447 (63477)		EA	1	*	*	*	*	*	*	2	2	35	26
X1		SPRING, CHECK VALVE: EMERGENCY RELAY VALVE AC37495 (63477)		EA	1									35	27
X1		VALVE, CHECK: EMERGENCY RELAY VALVE AC74020 (63477)		EA	1									35	28
X1	5340-738-6422	RING, RETAINING: EMERGENCY RELAY VALVE AC37452 (63477)		EA	1									35	29
X2F		SHIELD, EXHAUST: EMERGENCY RELAY VALVE AC37456 (63477)		EA	1									35	30
X1		RING, SQUARE: EMERGENCY RELAY VALVE AC37455 (63477)		EA	1									35	31
X1		RING, QUAD: EMERGENCY RELAY VALVE AC73439 (63477)		EA	1									35	32
X1		GUIDE, VALVE: EMERGENCY RELAY VALVE AC37454 (63477)		EA	1									35	33
X1		SPRING, INLET VALVE: EMERGENCY RELAY VALVE AC37448 (63477)		EA	1									35	34

SMR CODE	FEDERAL STOCK NUMBER	DESCRIPTION REF NUMBER & MFR CODE	USABLE ON CODE	UNIT OF MEAS	QTY INC IN UNIT	30-DAY DS MAINT ALLOWANCE			30-DAY GS MAINT ALLOWANCE			1-YR ALWPER 100 EQUIP CNTGCTY	DEPOT MAINT ALWPER 100 EQUIP	ILLUSTRATION	
						1-20	21-50	51-100	1-20	21-50	51-100			FIGURE NO.	ITEM NO.
X1		VALVE: INLET-OUTLET POPPET EMERGENCY RELAY VALVE AC37438 (63477)		EA	1									35	33
X1		HOUSING: EMERGENCY RELAY VALVE AD37424 (63477)		EA	1									35	34
PF	2530-977-5741	KIT, REPAIR: EMERGENCY RELAY VALVE AC33277 (63477)		EA	1	*	1	2	*	1	2	18	100		
X1		1-CARTRIDGE: REPAIR KIT P/N AC37485 (63477) FSN													
X1		1-PACKING, PREFORMED: CARTRIDGE P/N AC37450 (63477) FSN5330-738-6924													
X1		2-PACKING, PREFORMED: CARTRIDGE P/N AC37451 (63477) FSN5330-738-6923													
X1		1-PISTON ASSEMBLY: CARTRIDGE P/N AC37459 (63477) FSN													
X1		1-VALVE, CHECK: REPAIR KIT P/N AC74020 (63477) FSN													
X1		1-SPRING, CHECK VALVE: REPAIR KIT P/N AC37495 (63477) FSN													
X1		1-PACKING, PREFORMED: REPAIR KIT P/N AC37450 (63477) FSN5330-738-6924													
X1		1-VALVE: INLET-OUTLET POPPET, REPAIR KIT P/N AC37438 (63477) FSN													
X1		1-SPRING, POPPET VALVE: REPAIR KIT P/N AC37448 (63477) FSN													
X1		1-RING, QUAD: REPAIR KIT P/N AC73439 (63477) FSN													
X1		1-RING, SQUARE: REPAIR KIT P/N AC37455 (63477) FSN													
X1		1-RING, RETAINING: REPAIR KIT P/N AC37452 (63477) FSN5340-738-6922													
X1		1-RING, QUAD: REPAIR KIT P/N AC37444 (63477) FSN													

SMR CODE	FEDERAL STOCK NUMBER	DESCRIPTION	USABLE ON CODE	UNIT OF MEAS	QTY INC IN UNIT	30-DAY DS MAINT ALLOWANCE			30-DAY GS MAINT ALLOWANCE			1-YR ALWPER 100 EQUIP CNTGCTY	DEPOT MAINT ALWPER 100 EQUIP	ILLUSTRATION		
						1-20	21-50	51-100	1-20	21-50	51-100			FIGURE NO.	ITEM NO.	
		REF NUMBER & MFR CODE														
X1		1-PACKING, PREFORMED: REPAIR KIT P/N AC24212 (63477) FSN5330-738-6935														
X1		1-RING, SQUARE: REPAIR KIT P/N AC37431 (63477) FSN														





ME 4310-338-35P/36

Figure 36. Front axle assembly and installation group.

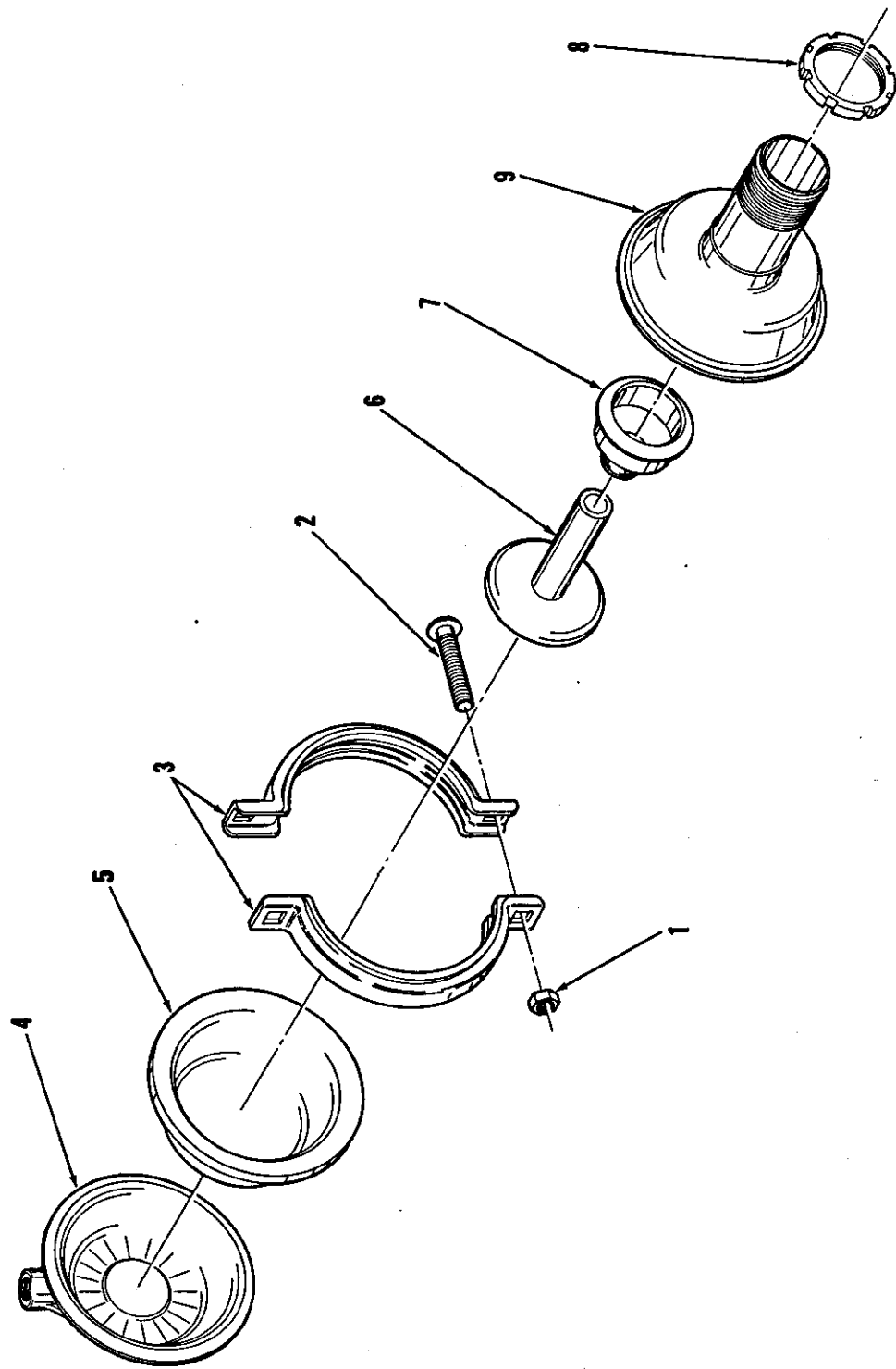
SMR CODE	FEDERAL STOCK NUMBER	DESCRIPTION REF NUMBER & MFR CODE	USABLE ON CODE	UNIT OF MEAS	QTY INC IN UNIT	30-DAY DS MAINT ALLOWANCE			30-DAY GS MAINT ALLOWANCE			1-YR AL WPER 100 EQUIP CNTGCTY	DEPOT MAINT ALWPER 100 EQUIP	ILLUSTRATION		
						1.20	21.50	51.100	1.20	21.50	51.100			FIGURE NO.	ITEM NO.	
		GROUP 36 - FRONT AXLE ASSEMBLY AND INSTALLATION GROUP														
PO	2540-137-2005	DRAWBAR ASSEMBLY: FRONT AXLE ASSEMBLY K125-199 (95026)		EA	1	*	*	1	*	*	1	6	10			
PO	2540-911-5407	PIN, DRAWBAR HINGE: DRAWBAR ASSEMBLY 7-800 (95026)		EA	1	*	1	1	*	1	1	12	20	36	1	
PO	5315-059-0217	PIN, COTTER: DRAWBAR ASSEMBLY, 1/4 IN. DIA, 1-3/4 IN. LG MS24665-624 (96906)		EA	2	*	*	*	*	*	*	1	*	36	2	
X1		DRAWBAR: DRAWBAR ASSEMBLY 522-7014 (95026)		EA	1									36	3	
P20	2540-733-9458	CHAIN, SAFETY: DRAWBAR ASSEMBLY 7339458 (19207)		EA	2	*	*	*	*	*	*	4	4	36	4	
PO	5305-044-5503	SCREW, CAP, HEXAGON HEAD: BRACKET ASSEMBLY MOUNTING, 5/8-11 THD SIZE, 1-1/4 IN. LG MS90725-160 (96906)		EA	8	*	*	*	*	*	*	1	*	36	5	
PO	5310-820-6653	WASHER, LOCK, SPLIT: BRACKET ASSEMBLY MOUNTING, 5/8 IN. SIZE MS35338-50 (96906)		EA	8	REF	REF	REF	REF	REF	REF	REF	REF	36	6	
X2F	1740-884-3800	SHACKLE: FRONT, FRONT, SPRING MOUNTING, FRONT AXLE ASSEMBLY 1519 (95026)		EA	2											
PO	5315-234-1664	PIN, COTTER: BRACKET ASSEMBLY MS24665-495 (96906)		EA	1	*	*	*	*	*	*	1	*	36	7	
PO	4730-172-0034	FITTING, LUBRICATION: BRACKET ASSEMBLY MS15003-6 (96906)		EA	1	*	*	*	*	*	*	1	*	36	8	
P20	5315-911-5479	BOLT, FLUID PASSAGE: BRACKET ASSEMBLY 6-801 (95026)		EA	1	*	*	*	*	*	*	3	3	36	9	
X1		BRACKET, SPRING: BRACKET ASSEMBLY 1519-1 (95026)		EA	1									36	10	
X2F	4130-628-2770	SHACKLE: FRONT, REAR, SPRING MOUNTING, FRONT AXLE ASSEMBLY 1524 (95026)		EA	2											
P20	5315-234-1664	PIN, COTTER: BRACKET ASSEMBLY MS24665-495 (96906)		EA	1	REF	REF	REF	REF	REF	REF	REF	REF	36	7	
P20	5315-455-2578	PIN, SPRING MOUNTING: BRACKET ASSEMBLY 4-804 (95026)		EA	1	*	*	*	*	*	*	2	2	36	11	
X1		BRACKET, SPRING: BRACKET ASSEMBLY 1523-2 (95026)		EA	1									36	12	
PO	5310-732-0560	NUT, U-BOLT: SPRING AND AXLE, FRONT, FRONT AXLE ASSEMBLY MS51968-14 (96906)		EA	8	*	*	*	*	*	*	2	*	36	13	

SMR CODE	FEDERAL STOCK NUMBER	DESCRIPTION REF NUMBER & MFR CODE	USABLE ON CODE	UNIT OF MEAS	QTY INC IN UNIT	30-DAY DS MAINT ALLOWANCE			30-DAY GS MAINT ALLOWANCE			1-YR AL WPER 100 EQUIP CNTGCTY	DEPOT MAINT AL WPER 100 EQUIP	ILLUSTRATION	
						1-20	21-50	51-100	1-20	21-50	51-100			FIGURE NO.	ITEM NO.
P20		CLAMP: SPRING AND AXLE, FRONT, FRONT AXLE ASSEMBLY K152-19 (95026)		EA	2	*	*	*	*	*	*	2	2	36	14
P20	5307-911-5495	U-BOLT: CLAMP AND SPRING MOUNTING, FRONT AXLE ASSEMBLY 7-1729 (95026)		EA	4	*	*	*	*	*	*	4	*	36	15
X20		BRACKET, U-BOLT RETAINER: CLAMP AND SPRING MOUNTING, FRONT AXLE ASSEMBLY 7-1720 (95026)		EA	2									36	16
PO	5360-137-3468	SPRING ASSEMBLY, FRONT: FRONT AXLE ASSEMBLY 1632-1 (95026)		EA	2	*	1	1	*	1	1	12	15	36	17
AF		FRONT AXLE UNIT ASSEMBLY: FRONT AXLE ASSEMBLY AND INSTALLATION K125-195 (95026)		EA	1										
P2F	2530-722-2552	FRONT AXLE ASSEMBLY: FRONT AXLE UNIT ASSEMBLY K125-198 (95026)		EA	1	*	*	*	*	*	*	2	4		
PO	5315-849-9854	PIN, COTTER: TIE ROD ASSEMBLY, YOKE PIN MS24665-498 (96906)		EA	4	*	*	*	*	*	*	1	*	36	18
P20	5315-874-4498	PIN: YOKE TO KNUCKLE, TIE ROD ASSEMBLY 13-801 (95026)		EA	2	*	*	*	*	*	*	4	4	36	19
P20	5315-911-5479	BOLT, SHACKLE: YOKE TO CENTER ARM, TIE ROD ASSEMBLY 6-801 (95026)		EA	2	REF	REF	REF	REF	REF	REF	REF	REF	36	9
PO	4730-172-0034	FITTING, LUBRICATION: TIE ROD ASSEMBLY MS15003-6 (96906)		EA	4	REF	REF	REF	REF	REF	REF	REF	REF	36	8
P20	2530-137-1763	TIE ROD ASSEMBLY: FRONT AXLE UNIT ASSEMBLY TS70A (95026)		EA	2	*	*	*	*	*	*	3	3		
P20		YOKE: TIE ROD TO KNUCKLE, TIE ROD ASSEMBLY 515A (95026)		EA	1	*	*	*	*	*	*	2	2	36	20
PO	5310-891-3430	NUT, HEXAGON, JAM: TIE ROD ASSEMBLY MS35691-85 (96906)		EA	1	*	*	*	*	*	*	1	*	36	21
P20	2530-911-5474	YOKE: TIE ROD TO CENTER ARM, TIE ROD ASSEMBLY 516 (95026)		EA	1	*	*	*	*	*	*	2	2	36	22
PO	2530-393-7038	ROD, TIE: TIE ROD ASSEMBLY R2409 (95026)		EA	1	*	*	1	*	*	1	10	12	36	23
P20	5315-911-5465	PIN, LOCK: CENTER ARM PIN 27-4680 (95026)		EA	1	*	*	*	*	*	*	2	2	36	24
P20	5315-878-7186	PIN: CENTER ARM HINGE, FRONT AXLE UNIT ASSEMBLY 2-800 (95026)		EA	1	*	*	*	*	*	*	4	4	36	25

SMR CODE	FEDERAL STOCK NUMBER	DESCRIPTION REF NUMBER & MFR CODE	USABLE ON CODE	UNIT OF MEAS	QTY INC IN UNIT	30-DAY DS MAINT ALLOWANCE			30-DAY GS MAINT ALLOWANCE			1-YR ALWPER 100 EQUIP CNTGCCY	DEPOT MAINT ALWPER 100 EQUIP	ILLUSTRATION	
						1-20	21-50	51-100	1-20	21-50	51-100			FIGURE NO.	ITEM NO.
PO	2530-137-1722	CENTER ARM AND LATCH ASSEMBLY: FRONT AXLE UNIT ASSEMBLY 7-510 (95026)		EA	1	*	*	*	*	*	*	3	5		
PO	4730-050-4208	FITTING, LUBRICATION: CENTER ARM AND LATCH ASSEMBLY MS15003-1 (96906)		EA	6	*	*	*	*	*	*	1	*	36	26
X1	2530-911-5463	ARM, CENTER: CENTER ARM AND LATCH ASSEMBLY 10-510 (95026)		EA	1									36	27
P20	4310-121-4770	LATCH ASSEMBLY: CENTER ARM AND LATCH ASSEMBLY 510-15 (95026)		EA	1	*	*	*	*	*	*	3	3		
P20	5315-137-3425	PIN, HINGE, PEDAL: LATCH ASSEMBLY 7-400 (95026)		EA	1	*	*	*	*	*	*	2	2	36	28
PO	2530-097-8215	PEDAL, LATCH: LATCH ASSEMBLY 9201 (95026)		EA	1	*	*	*	*	*	*	5	5	36	29
P20	2530-947-3935	SPRING, LATCH: LATCH ASSEMBLY 1-1983 (95026)		EA	1	*	*	*	*	*	*	4	4	36	30
X20	2530-125-8053	BRACKET, LATCH: LATCH ASSEMBLY 510-12 (95026)		EA	1									36	31
AO		HUB AND DRUM ASSEMBLY: LEFT HAND: FRONT AXLE UNIT ASSEMBLY K125-187 (95026)		EA	1										
AO		HUB AND DRUM ASSEMBLY, RIGHT HAND: FRONT AXLE UNIT ASSEMBLY (INCLUDES COMPONENTS OF HUB AND DRUM ASSEMBLY, PART NO. K125-187, EXCEPT WHERE INDIVIDUAL PARTS ARE ANNOTATED) K125-186 (95026)		EA	1										
X20		HUB AND DRUM SUBASSEMBLY, LEFT HAND: HUB AND DRUM ASSEMBLY, LEFT HAND K125-185 (95026)		EA	1										
X20		HUB AND DRUM SUBASSEMBLY, RIGHT HAND: HUB AND DRUM ASSEMBLY, RIGHT HAND (INCLUDES COMPONENTS OF HUB AND DRUM SUBASSEMBLY, PART NO. K125-185, EXCEPT WHERE INDIVIDUAL PARTS ARE ANNOTATED) K125-184 (95026)		EA	1										
PO	5310-053-7804	NUT, PLAIN, HEXAGON: LEFT HAND WHEEL MOUNTING (USED ON HUB AND DRUM SUBASSEMBLY, PART NO. K125-185 ONLY) 537804 (19207)		EA	6	*	1	1	*	1	1	12	15	36	32

SMR CODE	FEDERAL STOCK NUMBER	DESCRIPTION REF NUMBER & MFR CODE	USABLE ON CODE	UNIT OF MEAS	QTY INC IN UNIT	30-DAY DS MAINT ALLOWANCE			30-DAY GS MAINT ALLOWANCE			1-YR ALWPER 100 EQUIP CNTGCCY	DEPOT MAINT ALWPER 100 EQUIP	ILLUSTRATION	
						1-20	21-50	51-100	1-20	21-50	51-100			FIGURE NO.	ITEM NO.
PO	5310-594-8038	NUT, PLAIN, HEXAGON: RIGHT HAND WHEEL MOUNTING (USED ON HUB AND DRUM SUBASSEMBLY, PART NO. K125-184 ONLY) MS51983-2 (96906)		EA	6	*	1	1	*	1	1	12	15	36	32
PO	5306-733-9239	BOLT, SPECIAL: LEFT HAND WHEEL MOUNTING (USED ON HUB AND DRUM SUBASSEMBLY, PART NO. K125-185 ONLY) 7339239 (19207)		EA	6	*	1	1	*	1	1	12	15	36	33
PO	5306-866-0038	BOLT, SPECIAL: RIGHT HAND WHEEL MOUNTING (USED ON HUB AND DRUM SUBASSEMBLY, PART NO. K125-186 ONLY) 7339238 (19207)		EA	6	*	1	1	*	1	1	12	15	36	33
PO	<del>5305-788-1723</del>	SCREW, MACHINE: GREASE CAP, RD HD 124060 (19207)		EA	3	*	*	*	*	*	*	1	*	36	34
PO	5310-274-8715	WASHER, LOCK: GREASE CAP MS35338-12 (96906)		EA	3	*	*	*	*	*	*	2	*	36	35
P20	1015-614-4454	CAP, GREASE: HUB AND DRUM SUBASSEMBLY 6144454 (19207)		EA	1	*	*	*	*	*	*	4	4	36	36
PO	<del>233-137-0510</del>	GASKET, GREASE CAP: HUB AND DRUM SUBASSEMBLY 6144456 (19207)		EA	1	4	8	17	4	8	17	200	400	36	37
P20	5310-741-1379	NUT, SPINDLE: FRONT AXLE UNIT ASSEMBLY 7411379 (19207)		EA	4	*	*	*	*	*	*	5	5	36	38
P20	2510-741-1378	WASHER, SPINDLE: FRONT AXLE UNIT ASSEMBLY 7411378 (19207)		EA	2	*	*	*	*	*	*	5	5	36	39
PO	5330-741-1429	SEAL, GREASE: HUB AND DRUM SUBASSEMBLY 7411429 (19207)		EA	1	4	8	17	4	8	17	200	400	36	40
PO		CONE, BEARING: HUB AND DRUM SUBASSEMBLY 712868 (19207)		EA	2	1	1	2	1	1	2	24	100	36	41
PO	5310-017-2812	NUT, CASTELLATED: HUB AND DRUM SUBASSEMBLY 172812 (19207)		EA	6	*	1	1	*	1	1	12	15	36	42
PO	5306-206-1560	BOLT, RIBBED SHOULDER: HUB AND DRUM SUBASSEMBLY 8333780 (19207)		EA	6	*	1	1	*	1	1	12	15	36	43
X20		HUB: HUB AND DRUM SUBASSEMBLY 8719915 (19207)		EA	1									36	44
PO	3110-143-7586	CUP, BEARING: HUB AND DRUM SUBASSEMBLY 712869 (19207)		EA	2	1	1	2	1	1	2	24	100	36	45
PO	5310-982-4908	NUT: DRUM AND ADAPTER MOUNTING MS21045-6 (96906)		EA	18	1	2	3	1	2	3	36	72	36	46
PO	5306-335-4768	BOLT, RIBBED NECK: DRUM AND ADAPTER MOUNTING 8720025 (18876)		EA	18	*	1	2	*	1	2	18	36	36	47

SMR CODE	FEDERAL STOCK NUMBER	DESCRIPTION REF NUMBER & MFR CODE	USABLE ON CODE	UNIT OF MEAS	QTY INC IN UNIT	30-DAY DS MAINT ALLOWANCE			30-DAY GS MAINT ALLOWANCE			1-YR ALWPER 100 EQUIP CNTGCTY	DEPOT MAINT ALWPER 100 EQUIP	ILLUSTRATION	
						1-20	21-50	51-100	1-20	21-50	51-100			FIGURE NO.	ITEM NO.
						REF	REF	REF	REF	REF	REF				
PO	5310-080-6004	WASHER, FLAT: DRUM AND ADAPTER MOUNTING MS27183-14 (96906)		EA	18	REF	REF	REF	REF	REF	REF	REF	REF	36	48
X20	2530-741-3231	ADAPTER: DRUM AND ADAPTER MOUNTING 7413231 (19207)		EA	1									36	49
P20	2530-741-1425	DRUM: HUB AND DRUM SUBASSEMBLY 7411425 (19207)		EA	1	*	*	*	*	*	*	4	4	36	50
PF	5310-768-0318	NUT, PLAIN, HEXAGON: HUB AND DRUM ASSEMBLIES, 1/2-13 THD SIZE MS51967-14 (96906)		EA	16	REF	REF	REF	REF	REF	REF	REF	REF	36	51
PF	5310-584-5272	WASHER, LOCK, SPLIT: HUB AND DRUM ASSEMBLIES, 1/2 IN. SIZE MS35338-10 (96906)		EA	16	REF	REF	REF	REF	REF	REF	REF	REF	36	52
PF	5305-042-6417	SCREW, CAP, HEXAGON HEAD: HUB AND DRUM ASSEMBLIES, 1/2-13 THD SIZE, 1-1/2 IN. LG MS90725-113 (96906)		EA	16	REF	REF	REF	REF	REF	REF	REF	REF	36	53
PF	5310-880-7744	NUT, PLAIN, HEXAGON: KING PIN MOUNTING, 5/16-18 THD SIZE MS51967-5 (96906)		EA	2	REF	REF	REF	REF	REF	REF	REF	REF	36	54
PF	5305-225-8509	SCREW, CAP, HEXAGON HEAD: KING PIN MOUNTING, 5/16-18 THD SIZE, 3-1/4 IN. LG MS90725-45 (96906)		EA	2	*	*	*	*	*	*	1	*	36	55
P2F	2530-911-5470	PIN, KING: FRONT AXLE UNIT ASSEMBLY 25-800 (95026)		EA	2	*	*	*	*	*	*	4	4	36	56
X2F	5310-485-7072	WASHER, THRUST: SPINDLE AND KNUCKLE ASSEMBLIES 11X148 (95026)		EA	2									36	57
P2F	3530-137-1764	SPINDLE AND KNUCKLE ASSEMBLY, RIGHT HAND: FRONT AXLE UNIT ASSEMBLY K125-192 (95026)		EA	1	*	*	*	*	*	*	2	2	36	58
P2F	3530-137-1765	SPINDLE AND KNUCKLE ASSEMBLY, LEFT HAND: FRONT AXLE UNIT ASSEMBLY K125-191 (95026)		EA	1	*	*	*	*	*	*	2	2	36	58
P2F	3530-137-1761	AXLE BEAM ASSEMBLY: FRONT AXLE UNIT ASSEMBLY K125-1 (95026)		EA	1	*	*	*	*	*	*	2	4	36	59

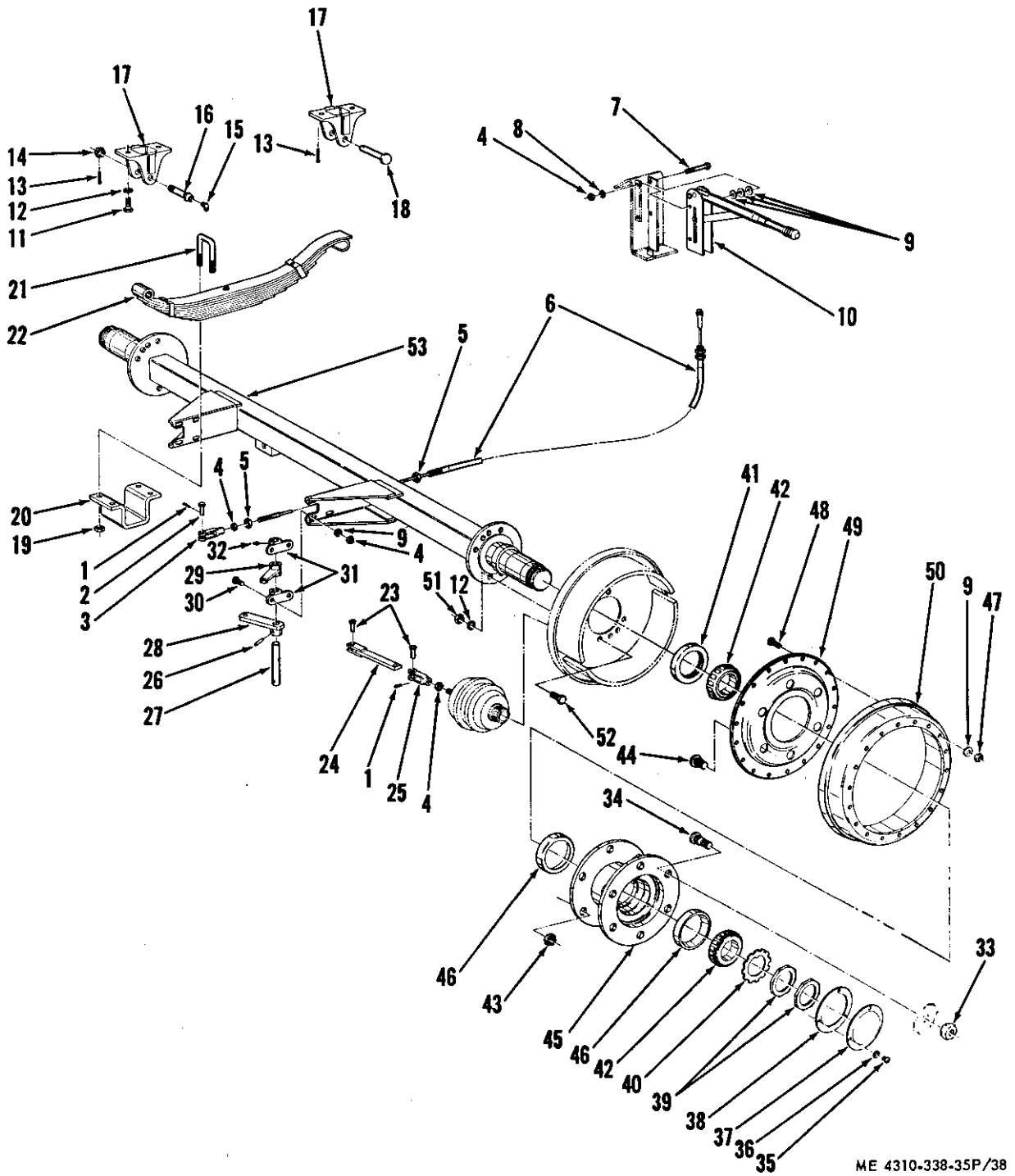


ME 4310-338-35P/37

Figure 37. Air service chamber assembly group, front.

SMR CODE	FEDERAL STOCK NUMBER	DESCRIPTION REF NUMBER & MFR CODE	USABLE ON CODE	UNIT OF MEAS	QTY INC IN UNIT	30-DAY DS MAINT ALLOWANCE			30-DAY GS MAINT ALLOWANCE			1-YR AL WPER 100 EQUIP CNTGCTY	DEPOT MAINT AL WPER 100 EQUIP	ILLUSTRATION	
						1-20	21-50	51-100	1-20	21-50	51-100			FIGURE NO.	ITEM NO.
PO	2530-134-8247	GROUP 37 - AIR SERVICE CHAMBER ASSEMBLY GROUP, FRONT AIR SERVICE CHAMBER ASSEMBLY, FRONT: 09SB2.06 (06298)		EA	2	*	*	*	*	*	*	3	5		
PF		NUT, CARRIAGE: CLAMP ASSEMBLY 11M051 (06298)		EA	1	*	*	*	*	*	*	2	*	37	1
PF	5306-138-9997	BOLT, CARRIAGE: CLAMP ASSEMBLY 11M052 (06298)		EA	1	*	*	*	*	*	*	2	*	37	2
P2F	4930-138-8096	CLAMP ASSEMBLY: SERVICE CHAMBER ASSEMBLY 40M005 (06298)		EA	1	*	*	*	*	*	*	2	2	37	3
X1		CAP, PRESSURE: SERVICE CHAMBER ASSEMBLY 40M040 (06298)		EA	1									37	4
PF	2530-722-2553	DIAPHRAGM: SERVICE CHAMBER ASSEMBLY 40M009 (06298)		EA	1	1	1	2	1	1	2	24	150	37	5
X1		ROD, PUSH: SERVICE CHAMBER ASSEMBLY 40M017 (06298)		EA	1									37	6
PF	2530-722-2554	BOOT: SERVICE CHAMBER ASSEMBLY 40M010 (06298)		EA	1	*	1	2	*	1	2	18	50	37	7
P2F	5310-4452103	NUT: SERVICE CHAMBER ASSEMBLY 40M008 (06298)		EA	1	*	*	*	*	*	*	2	*	37	8
X1		HOUSING: SERVICE CHAMBER ASSEMBLY 40M015 (06298)		EA	1									37	9





ME 4310-338-35P/38

Figure 38. Rear axle assembly and installation group.

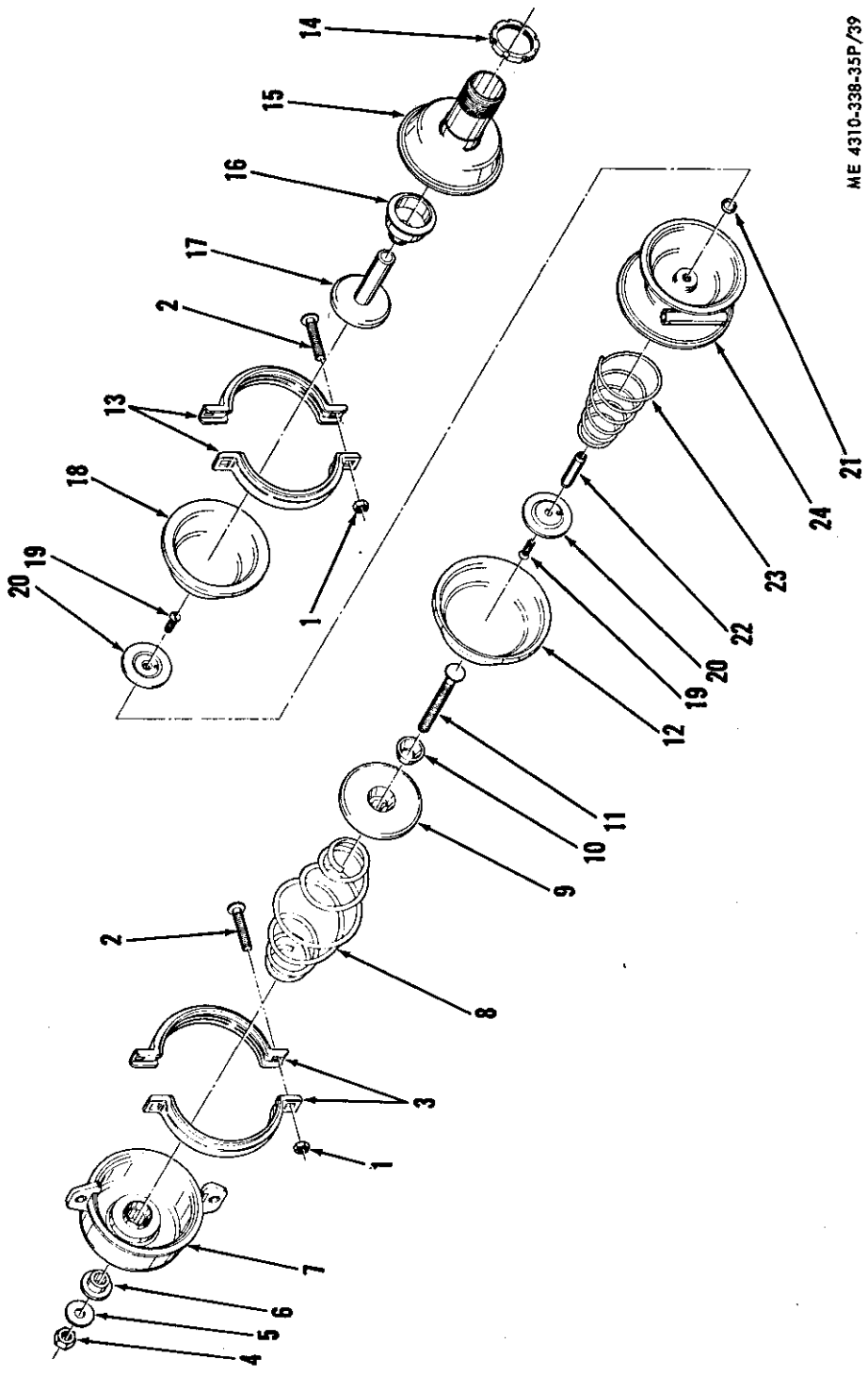
SMR CODE	FEDERAL STOCK NUMBER	DESCRIPTION REF NUMBER & MFR CODE	USABLE ON CODE	UNIT OF MEAS	QTY INC IN UNIT	30-DAY DS MAINT ALLOWANCE			30-DAY GS MAINT ALLOWANCE			1-YR ALWPER 100 EQUIP CNTGNCY	DEPOT MAINT ALWPER 100 EQUIP	ILLUSTRATION		
						1-20	21-50	51-100	1-20	21-50	51-100			FIGURE NO.	ITEM NO.	
AF		GROUP 38 - REAR AXLE ASSEMBLY AND INSTALLATION GROUP		EA	1											
		REAR AXLE UNIT ASSEMBLY: REAR AXLE ASSEMBLY AND INSTALLATION K152-196 (95026)		EA	1											
PO	5315-842-3044	PIN, COTTER: REAR AXLE UNIT ASSEMBLY MS24665-283 (96906)		EA	6	REF	REF	REF	REF	REF	REF	REF	REF	38	1	
P20	5315-957-2649	PIN, YOKE: REAR AXLE UNIT ASSEMBLY MS20392-5C33 (96906)		EA	2	*	*	*	*	*	*	4	4	38	2	
P20	2530-308-6129	YOKE, CABLE: REAR AXLE UNIT ASSEMBLY 33X103 (95026)		EA	2	*	*	*	*	*	*	2	2	38	3	
PO	5310-732-0559	NUT, PLAIN, HEXAGON: CABLE ASSEMBLY, 3/8-24 THD SIZE MS51968-8 (96906)		EA	12	*	*	*	*	*	*	1	*	38	4	
PO	5310-899-1957	NUT, PLAIN, HEXAGON: CABLE ASSEMBLY, 9/16-12 THD SIZE MS35691-41 (96906)		EA	8	*	*	*	*	*	*	1	*	38	5	
PO	2530-137-1741	CABLE ASSEMBLY: REAR AXLE UNIT ASSEMBLY K152-1 (95026)		EA	2	*	*	1	*	*	1	10	12	38	6	
PO	5305-269-2810	SCREW, CAP, HEXAGON HEAD: HAND BRAKE, 3/8-24 THD SIZE, 2-1/2 IN. LG MS90726-68 (96906)		EA	2	*	*	*	*	*	*	1	*	38	7	
PO	5310-637-9541	WASHER, LOCK, SPLIT: HAND BRAKE, 3/8 IN. SIZE MS35338-46 (96906)		EA	10	REF	REF	REF	REF	REF	REF	REF	REF	38	8	
PO	5310-080-6004	WASHER, FLAT: HAND BRAKE, 3/8 IN. SIZE MS27183-14 (96906)		EA	24	REF	REF	REF	REF	REF	REF	REF	REF	38	9	
P20	2530-137-1747	HAND BRAKE, HAND LEVER: REAR AXLE UNIT ASSEMBLY K152-2 (95026)		EA	1	*	*	*	*	*	*	2	2	38	10	
PO	5305-782-9495	SCREW, CAP, HEXAGON HEAD: BRACKET ASSEMBLY MOUNTING, 1/2-13 THD SIZE, 1-1/4 IN LG MS90725-111 (96906)		EA	8	*	*	*	*	*	*	1	*	38	11	
PO	5310-584-5272	WASHER, LOCK, SPLIT: BRACKET ASSEMBLY MOUNTING, 1/2 IN. SIZE MS35338-10 (96906)		EA	8	REF	REF	REF	REF	REF	REF	REF	REF	38	12	
X2F		SHACKLE: REAR, FRONT, SPRING MOUNTING, REAR AXLE ASSEMBLY 1511 (95026)		EA	2											
PO	5315-298-1481	PIN, COTTER: BRACKET ASSEMBLY, 1/8 IN. DIA, 1-1/2 IN. LG MS24665-357 (96906)		EA	1	*	*	*	*	*	*	1	*	38	13	
PO	5310-081-6505	NUT, CASTELLATED: BRACKET ASSEMBLY 1-906 (95026)		EA	1	*	*	*	*	*	*	1	*	38	14	

SMR CODE	FEDERAL STOCK NUMBER	DESCRIPTION REF NUMBER & MFR CODE	USABLE ON CODE	UNIT OF MEAS	QTY INC IN UNIT	30-DAY DS MAINT ALLOWANCE			30-DAY GS MAINT ALLOWANCE			1-YR ALWPER 100 EQUIP CNTGCTY	DEPOT MAINT ALWPER 100 EQUIP	ILLUSTRATION	
						1-20	21-50	51-100	1-20	21-50	51-100			FIGURE NO.	ITEM NO.
PO	4730-172-0034	FITTING, LUBRICATION: BRACKET ASSEMBLY MS15003-6 (96906)		EA	1	REF	REF	REF	REF	REF	REF	REF	REF	38	15
P20	4730-885-9473	BOLT, FLUID PASSAGE: BRACKET ASSEMBLY 10-801 (95026)		EA	1	*	*	*	*	*	*	4	4	38	16
X1		BRACKET, SPRING: BRACKET ASSEMBLY 1511-1 (95026)		EA	1									38	17
X2F		SHACKLE: REAR, REAR, SPRING MOUNTING, REAR AXLE ASSEMBLY 1512 (95026)		EA	2										
PO	5315-298-1481	PIN, COTTER: BRACKET ASSEMBLY, 1/8 IN. DIA, 1-1/2 IN. LG MS24665-357 (96906)		EA	1	*	*	*	*	*	*	1	*	38	13
X1		BRACKET, SPRING: BRACKET ASSEMBLY 1511-1 (95026)		EA	1									38	17
P20	5315-881-1626	PIN, SPRING MOUNTING: BRACKET ASSEMBLY 6-804 (95026)		EA	1	*	*	*	*	*	*	2	2	38	18
PO	5310-732-0560	NUT, U-BOLT: SPRING AND AXLE, REAR, REAR AXLE ASSEMBLY MS51968-14 (96906)		EA	8	REF	REF	REF	REF	REF	REF	REF	REF	38	19
P20		CLAMP: SPRING AND AXLE, REAR, REAR AXLE ASSEMBLY 6-1722 (95026)		EA	2	*	*	*	*	*	*	2	2	38	20
P20	5306-122-1876	U-BOLT: CLAMP AND SPRING, REAR, REAR AXLE ASSEMBLY 8-1728 (95026)		EA	4	*	*	*	*	*	*	4	4	38	21
PO	5360-137-3447	SPRING ASSEMBLY, REAR: REAR AXLE ASSEMBLY 1625-1 (95026)		EA	2	1	1	1	1	1	1	12	15	38	22
P20	5315-137-3477	PIN: YOKE TO LINK, REAR AXLE ASSEMBLY K125-43 (95026)		EA	4	*	*	*	*	*	*	2	2	38	23
X20		LINK: REAR AXLE ASSEMBLY K152-193 (95026)		EA	2									38	24
P20	2530-137-1767	YOKE: LINK TO WEDGE SHAFT, REAR AXLE ASSEMBLY K125-42 (95026)		EA	2	*	*	*	*	*	*	2	2	38	25
X20		PIN, LEVER MOUNTING: REAR AXLE ASSEMBLY 27X465 (96906)		EA	2									38	26
X20		SHAFT, STUB: REAR AXLE ASSEMBLY K152-4 (95026)		EA	2									38	27
X20	2530-722-2552	LEVER: REAR AXLE ASSEMBLY K152-198 (95026)		EA	2									38	28
X20	2530-871-6901	LEVER, CROSS SHAFT: REAR AXLE ASSEMBLY 7047-3 (95026)		EA	2									38	29

SMR CODE	FEDERAL STOCK NUMBER	DESCRIPTION REF NUMBER & MFR CODE	USABLE ON CODE	UNIT OF MEAS	QTY INC IN UNIT	30-DAY DS MAINT ALLOWANCE			30-DAY GS MAINT ALLOWANCE			1-YR AL WPER 100 EQUIP CNTGCTY	DEPOT MAINT AL WPER 100 EQUIP	ILLUSTRATION	
						1-20	21-50	51-100	1-20	21-50	51-100			FIGURE NO.	ITEM NO.
PO	5305-269-2803	SCREW, CAP, HEXAGON HEAD: REAR AXLE ASSEMBLY, 3/8-24 THD SIZE, 1 IN. LG M590726-60 (96906)		EA	8	*	*	*	*	*	*	1	*	38	30
X20		HANGER, CROSS SHAFT: REAR AXLE ASSEMBLY 7047-5 (95026)		EA	4									38	31
PO	4730-172-0040	FITTING, LUBRICATION: REAR AXLE ASSEMBLY MS15004-1 (96906)		EA	4	*	*	*	*	*	*	1	*	38	32
AO		HUB AND DRUM ASSEMBLY, LEFT HAND: FRONT AXLE UNIT ASSEMBLY K125-187 (95026)		EA	1										
AO		HUB AND DRUM ASSEMBLY, RIGHT HAND: FRONT AXLE UNIT ASSEMBLY (INCLUDES COMPONENTS OF HUB AND DRUM ASSEMBLY, PART NO. K125-187, EXCEPT WHERE INDIVIDUAL PARTS ARE ANNOTATED) K125-186 (95026)		EA	1										
X20		HUB AND DRUM SUBASSEMBLY, LEFT HAND: HUB AND DRUM ASSEMBLY, LEFT HAND K125-185 (95026)		EA	1										
X20		HUB AND DRUM SUBASSEMBLY, RIGHT HAND: HUB AND DRUM ASSEMBLY, RIGHT HAND (INCLUDES COMPONENTS OF HUB AND DRUM SUBASSEMBLY, PART NO. K125-185, EXCEPT WHERE INDIVIDUAL PARTS ARE ANNOTATED) K125-184 (95026)		EA	1										
PO	5310-053-7804	NUT, PLAIN, HEXAGON: LEFT HAND WHEEL MOUNTING (USED ON HUB AND DRUM SUBASSEMBLY, PART NO. K125-185 ONLY) 537804 (19207)		EA	6	REF	REF	REF	REF	REF	REF	REF	REF	38	33
PO	5310-594-8038	NUT, PLAIN, HEXAGON: RIGHT HAND WHEEL MOUNTING (USED ON HUB AND DRUM SUBASSEMBLY, PART NO. K125-184 ONLY) MSS1983-2 (96906)		EA	6	REF	REF	REF	REF	REF	REF	REF	REF	38	33
PO	5306-733-9239	BOLT, SPECIAL: LEFT HAND WHEEL MOUNTING (USED ON HUB AND DRUM SUBASSEMBLY, PART NO. K125-185 ONLY) 7339239 (19207)		EA	6	REF	REF	REF	REF	REF	REF	REF	REF	38	34
PO	5306-733-9238	BOLT, SPECIAL: RIGHT HAND WHEEL MOUNTING (USED ON HUB AND DRUM SUBASSEMBLY, PART NO. K125-186 ONLY) 7339238 (19207)		EA	6	REF	REF	REF	REF	REF	REF	REF	REF	38	34
PO	5325-988-4723	SCREW, MACHINE: GREASE CAP, RD HD 124060 (19207)		EA	3	REF	REF	REF	REF	REF	REF	REF	REF	38	35

SMR CODE	FEDERAL STOCK NUMBER	DESCRIPTION REF NUMBER & MFR CODE	USABLE ON CODE	UNIT OF MEAS	QTY INC IN UNIT	30-DAY DS MAINT ALLOWANCE			30-DAY GS MAINT ALLOWANCE			1-YR ALWPER 100 EQUIP CNTGCTY	DEPOT MAINT ALWPER 100 EQUIP	ILLUSTRATION	
						1-20	21-50	51-100	1-20	21-50	51-100			FIGURE NO.	ITEM NO.
						REF	REF	REF	REF	REF	REF				
PO	5310-274-8715	WASHER, LOCK: GREASE CAP MS35338-12 (96906)		EA	3	REF	REF	REF	REF	REF	REF	REF	REF	38	36
P20	1015-614-4454	CAP, GREASE: HUB AND DRUM SUBASSEMBLY 6144454 (19207)		EA	1	REF	REF	REF	REF	REF	REF	REF	REF	38	37
PO	5310-274-8715	GASKET, GREASE CAP: HUB AND DRUM SUBASSEMBLY 6144456 (19207)		EA	1	REF	REF	REF	REF	REF	REF	REF	REF	38	38
P20	5310-741-1379	NUT, SPINDLE: FRONT AXLE UNIT ASSEMBLY 7411379 (19207)		EA	4	REF	REF	REF	REF	REF	REF	REF	REF	38	39
P20	2510-741-1378	WASHER, SPINDLE: FRONT AXLE UNIT ASSEMBLY 7411378 (19207)		EA	2	REF	REF	REF	REF	REF	REF	REF	REF	38	40
PO	5330-741-1429	SEAL, GREASE: HUB AND DRUM SUBASSEMBLY 7411429 (19207)		EA	1	REF	REF	REF	REF	REF	REF	REF	REF	38	41
PO		CONE, BEARING: HUB AND DRUM SUBASSEMBLY 712868 (19207)		EA	2	REF	REF	REF	REF	REF	REF	REF	REF	38	42
PO	5310-017-2812	NUT, CASTELLATED: HUB AND DRUM SUBASSEMBLY 172812 (19207)		EA	6	REF	REF	REF	REF	REF	REF	REF	REF	38	43
PO	5306-206-1560	BOLT, RIBBED SHOULDER: HUB AND DRUM SUBASSEMBLY 8333780 (19207)		EA	6	REF	REF	REF	REF	REF	REF	REF	REF	38	44
X20		HUB: HUB AND DRUM SUBASSEMBLY 8719915 (19207)		EA	1									38	45
PO	3110-143-7586	CUP, BEARING: HUB AND DRUM SUBASSEMBLY 712869 (19207)		EA	2	REF	REF	REF	REF	REF	REF	REF	REF	38	46
PO	5310-982-4908	NUT: DRUM AND ADAPTER MOUNTING MS21045-6 (96906)		EA	18	REF	REF	REF	REF	REF	REF	REF	REF	38	47
PO	5306-335-4768	BOLT, RIBBED NECK: DRUM AND ADAPTER MOUNTING 8720025 (18876)		EA	18	REF	REF	REF	REF	REF	REF	REF	REF	38	48
PO	5310-080-6004	WASHER, FLAT: DRUM AND ADAPTER MOUNTING MS27183-14 (96906)		EA	18	REF	REF	REF	REF	REF	REF	REF	REF	38	9
X20	2530-741-3231	ADAPTER: DRUM AND ADAPTER MOUNTING 7413231 (19207)		EA	1									38	49
P20	2530-741-1425	DRUM: HUB AND DRUM SUBASSEMBLY 7411425 (19207)		EA	1	REF	REF	REF	REF	REF	REF	REF	REF	38	50
PF	5310-768-0318	NUT, PLAIN, HEXAGON: HUB AND DRUM ASSEMBLIES, 1/2-13 THD SIZE MS51967-14 (96906)		EA	16	REF	REF	REF	REF	REF	REF	REF	REF	38	51
PF	5310-584-5272	WASHER, LOCK, SPLIT: HUB AND DRUM ASSEMBLIES, 1/2 IN. SIZE MS35338-10 (96906)		EA	16	REF	REF	REF	REF	REF	REF	REF	REF	38	12
PF	5305-042-6417	SCREW, CAP, HEXAGON HEAD: HUB AND DRUM ASSEMBLIES, 1/2-13 THD SIZE, 1-1/2 IN. LG MS90725-113 (96906)		EA	16	REF	REF	REF	REF	REF	REF	REF	REF	38	52

SMR CODE	FEDERAL STOCK NUMBER	DESCRIPTION REF NUMBER & MFR CODE	USABLE ON CODE	UNIT OF MEAS	QTY INC IN UNIT	30-DAY DS MAINT ALLOWANCE			30-DAY GS MAINT ALLOWANCE			1-YR ALW PER 100 EQUIP CNTG CY	DEPOT MAINT ALW PER 100 EQUIP	ILLUSTRATION	
						1-20	21-50	51-100	1-20	21-50	51-100			FIGURE NO.	ITEM NO.
P2F	2500-137-3884	AXLE, REAR REAR AXLE UNIT ASSEMBLY K152-197 (95026)		EA	1	*	*	*	*	*	*	2	4	38	53



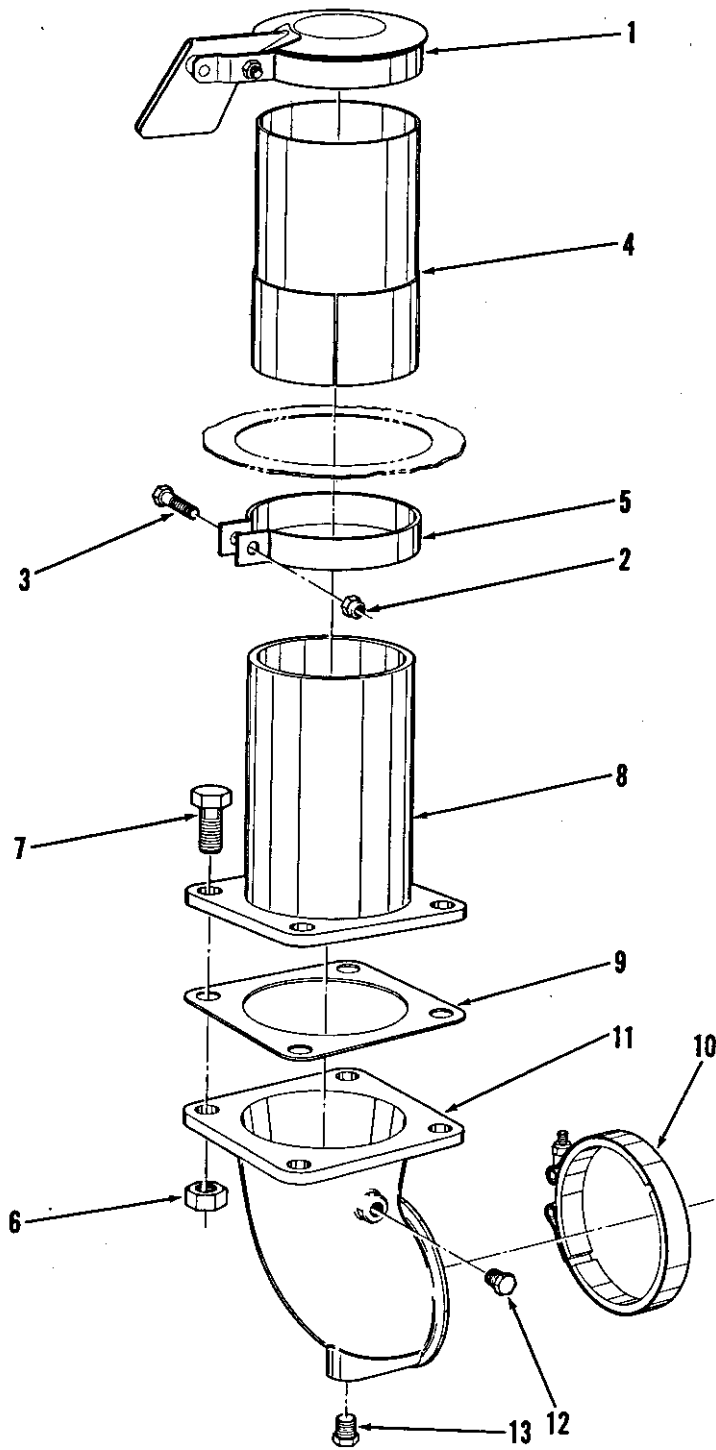
ME 4310-338-35P/39

Figure 39. Air and spring service chamber assembly group, rear.

SMR CODE	FEDERAL STOCK NUMBER	DESCRIPTION REF NUMBER & MFR CODE	USABLE ON CODE	UNIT OF MEAS	QTY INC IN UNIT	30-DAY DS MAINT ALLOWANCE			30-DAY GS MAINT ALLOWANCE			1-YR AL WPER 100 EQUIP CNTGCTY	DEPOT MAINT AL WPER 100 EQUIP	ILLUSTRATION		
						1-20	21-50	51-100	1-20	21-50	51-100			FIGURE NO.	ITEM NO.	
		GROUP 39 - AIR AND SPRING SERVICE CHAMBER ASSEMBLY GROUP, REAR														
PF	2530-137-1839	AIR AND SPRING SERVICE CHAMBER ASSEMBLY, REAR: X-0912UM (06298)		EA	2	*	*	*	*	*	*	3	5			
PF		NUT, CARRIAGE: CLAMP ASSEMBLY 11M051 (06298)		EA	2	REF	REF	REF	REF	REF	REF	REF	REF	39	1	
PF	5306-137-9799	BOLT, CARRIAGE: CLAMP ASSEMBLY 11M052 (06298)		EA	2	REF	REF	REF	REF	REF	REF	REF	REF	39	2	
P2F	2530-137-1770	CLAMP ASSEMBLY: SERVICE CHAMBER ASSEMBLY 44M005 (06298)		EA	1									39	3	
PF	5310-880-7745	NUT, PLAIN, HEXAGON: SERVICE CHAMBER ASSEMBLY, 7/16-20 THD SIZE M551968-11 (96906)		EA	1	*	*	*	*	*	*	1	*	39	4	
PF	5310-809-4085	WASHER, FLAT: SERVICE CHAMBER ASSEMBLY, 7/16 IN. SIZE M527183-16 (96906)		EA	1	*	*	*	*	*	*	1	*	39	5	
PF	3120-137-0290	BUSHING, NYLON: SERVICE CHAMBER ASSEMBLY X11M060UM (06298)		EA	1	*	1	1	*	1	1	12	50	39	6	
X1		CHAMBER: SERVICE CHAMBER ASSEMBLY X44M002UM (06298)		EA	1									39	7	
P2F	5310-137-3465	SPRING, COMPRESS: SERVICE CHAMBER ASSEMBLY 44M006 (06298)		EA	1	*	*	*	*	*	*	4	4	39	8	
X1		PLATE, PRESSURE: SERVICE CHAMBER ASSEMBLY X44M003UM (06298)		EA	1									39	9	
PF	5320-137-1971	CUP, INSERT: SERVICE CHAMBER ASSEMBLY X11M061UM (06298)		EA	1	*	*	1	*	*	1	6	50	39	10	
P2F	2530-137-1840	SHAFT, RELEASE: SERVICE CHAMBER ASSEMBLY X44M041UM (06298)		EA	1	*	*	*	*	*	*	2	2	39	11	
PF	4530-137-1775	DIAPHRAGM: SERVICE CHAMBER ASSEMBLY 44M009 (06298)		EA	1	1	2	3	1	2	3	36	200	39	12	
P2F	4730-137-812	CLAMP ASSEMBLY: SERVICE CHAMBER ASSEMBLY 40M005 (06298)		EA	1	REF	REF	REF	REF	REF	REF	REF	REF	39	13	
P2F	5320-145-2102	NUT: SERVICE CHAMBER ASSEMBLY 40M008 (06298)		EA	1	REF	REF	REF	REF	REF	REF	REF	REF	39	14	
X1		HOUSING: SERVICE CHAMBER ASSEMBLY 40M015 (06298)		EA	1									39	15	
PF	2530-722-4556	BOOT: SERVICE CHAMBER ASSEMBLY 40M010 (06298)		EA	1	REF	REF	REF	REF	REF	REF	REF	REF	39	16	
X1		ROD, PUSH: SERVICE CHAMBER ASSEMBLY 40M017 (06298)		EA	1									39	17	



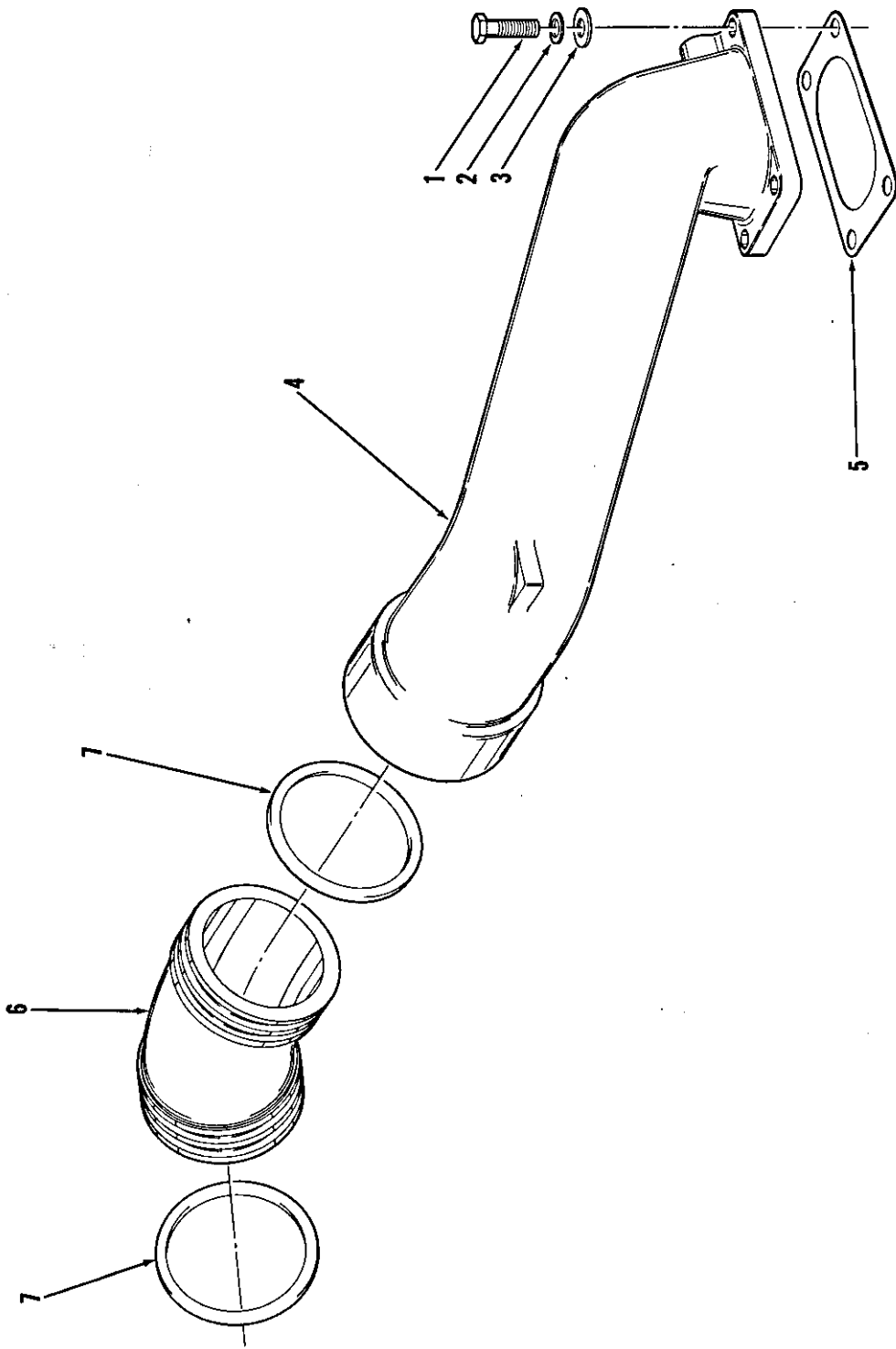
SMR CODE	FEDERAL STOCK NUMBER	DESCRIPTION REF NUMBER & MFR CODE	USABLE ON CODE	UNIT OF MEAS	QTY INC IN UNIT	30-DAY DS MAINT ALLOWANCE			30-DAY GS MAINT ALLOWANCE			1-YR ALWPER 100 EQUIP CNTGNCY	DEPOT MAINT ALWPER 100 EQUIP	ILLUSTRATION	
						1-20	21-50	51-100	1-20	21-50	51-100			FIGURE NO.	ITEM NO.
PF	5330-752-2553	DIAPHRAGM: SERVICE CHAMBER ASSEMBLY 40M009 (06298)		EA	1	REF	REF	REF	REF	REF	REF	REF	REF	39	18
PF	5305-138-0263	SCREW, MACHINE: SERVICE CHAMBER ASSEMBLY FLAT HEAD CSK 1142BR8 (06298)		EA	2	*	*	*	*	*	*	*	*	39	19
XI		PLATE: SERVICE CHAMBER ASSEMBLY 11M037 (06298)		EA	2									39	20
PF	5330-137-3447	PACKING, PREFORMED: SERVICE CHAMBER ASSEMBLY 11M111 (06298)		EA	1	*	1	1	*	1	1	12	100	39	21
XI		ROD, PUSH: SERVICE CHAMBER ASSEMBLY 44M038 (06298)		EA	1									39	22
PF	5330-137-3469	SPRING, RETURN: SERVICE CHAMBER ASSEMBLY 44M014 (06298)		EA	1	*	1	1	*	1	1	12	20	39	23
XI		ADAPTER: SERVICE CHAMBER ASSEMBLY 41M001 (06298)		EA	1									39	24



ME 4310-338-35P/40

Figure 40. Engine exhaust assembly group.

SMR CODE	FEDERAL STOCK NUMBER	DESCRIPTION REF NUMBER & MFR CODE	USABLE ON CODE	UNIT OF MEAS	QTY INC IN UNIT	30-DAY DS MAINT ALLOWANCE			30-DAY GS MAINT ALLOWANCE			1-YR AL WPER 100 EQUIP CNTGCT	DEPOT MAINT AL WPER 100 EQUIP	ILLUSTRATION		
						1-20	21-50	51-100	1-20	21-50	51-100			FIGURE NO.	ITEM NO.	
		GROUP 40 - ENGINE EXHAUST ASSEMBLY GROUP														
PO	9910-881-2077	CAP, RAIN: ENGINE EXHAUST, 5 IN. O.D. PIPE 51NOD (17284)		EA	1	*	1	1	*	1	1	12	24	40	1	
PO	5310-462-4651	NUT, SELF LOCKING: CLAMP, 5/16-18 THD SIZE 21FAF518 (56878)		EA	1	REF	REF	REF	REF	REF	REF	REF	REF	40	2	
PO	5305-225-8502	SCREW, CAP, HEXAGON HEAD: CLAMP, 5/16-18 THD SIZE, 1-1/2 IN. LG MS90725-38 (96906)		EA	1	REF	REF	REF	REF	REF	REF	REF	REF	40	3	
X20		EXTENSION: ENGINE EXHAUST 62087 (16004)		EA	1									40	4	
P20	5340-138-6422	CLAMP: ENGINE EXHAUST 61542 (16004)		EA	1	*	*	*	*	*	*	3	3	40	5	
AO		EXHAUST PIPE GROUP ENGINE EXHAUST 5L8632 (11083)		EA	1											
PO	5310-763-8920	NUT, PLAIN, HEXAGON: EXHAUST PIPE GROUP 5/8-11 THD SIZE MS51967-20 (96906)		EA	4	REF	REF	REF	REF	REF	REF	REF	REF	40	6	
PO	5306-275-5012	SCREW, CAP, HEXAGON HEAD: EXHAUST PIPE GROUP 5/8-11 THD SIZE, 1-1/2 IN. LG S1566 (11083)		EA	4	*	*	*	*	*	*	1	*	40	7	
X20		PIPE ASSEMBLY: EXHAUST PIPE 5L8605 (11083)		EA	1									40	8	
PO	5330-838-9183	GASKET: EXHAUST PIPE GROUP 5L8484 (11083)		EA	1	*	*	1	*	*	1	6	*	40	9	
X20		EXHAUST ELBOW GROUP: ENGINE EXHAUST 5L7661 (11083)		EA	1											
PO	5340-135-1074	CLAMP, COUPLING: EXHAUST ELBOW GROUP 5L7631 (11083)		EA	1	*	*	1	*	*	1	6	10	40	10	
X20	2990-470-7148	ELBOW, PIPE EXHAUST: EXHAUST ELBOW GROUP 5L7634 (11083)		EA	1									40	11	
PO		PLUG, PIPE: EXHAUST ELBOW GROUP 1/4-18 NPT 5B7890 (11083)		EA	1	*	*	*	*	*	*	1	*	40	12	
P20	5340-762-4115	PLUG, PIPE: EXHAUST ELBOW GROUP 3/8-18 NPT 98887 (11083)		EA	1	*	*	*	*	*	*	4	4	40	13	



ME 4310-338-35P/41

Figure 41. Intake elbow group.

SMR CODE	FEDERAL STOCK NUMBER	DESCRIPTION REF NUMBER & MFR CODE	USABLE ON CODE	UNIT OF MEAS	QTY INC IN UNIT	30-DAY DS MAINT ALLOWANCE			30-DAY GS MAINT ALLOWANCE			1-YR ALWPER 100 EQUIP CNTGNCY	DEPOT MAINT ALWPER 100 EQUIP	ILLUSTRATION	
						1-20	21-50	51-100	1-20	21-50	51-100			FIGURE NO.	ITEM NO.
PO	5306-637-4956	GROUP 41 - INTAKE ELBOW GROUP SCREW, CAP, HEXAGON HEAD: AIR INLET ELBOW, 3/8-16 THD SIZE, 1-1/4 IN. LG S1588 (11083)		EA	4	*	*	*	*	*	*	5	*	41	1
PO	5310-514-6849	WASHER, LOCK, SPLIT: AIR INLET ELBOW, 3/8 IN. SIZE 3B4506 (11083)		EA	4	*	*	1	*	*	1	10	*	41	2
P20	5310-205-8984	WASHER, FLAT: AIR INLET ELBOW, 3/8 IN. SIZE 5B3850 (11083)		EA	4	*	*	*	*	*	*	5	5	41	3
X20		ELBOW, AIR INLET: INTAKE ELBOW GROUP 9L4170 (11083)		EA	1									41	4
PO	5330-760-7367	GASKET, ELBOW: AIR INLET ELBOW 536735 (11083)		EA	1	*	1	1	*	1	1	12	*	41	5
X20		PIPE, AIR INLET: INTAKE ELBOW GROUP 9L4171 (11083)		EA	1									41	6
PO	5330-074-3773	PACKING, PREFORMED: AIR INLET PIPE 4L8337 (11083)		EA	4	1	1	2	1	1	2	24	*	41	7

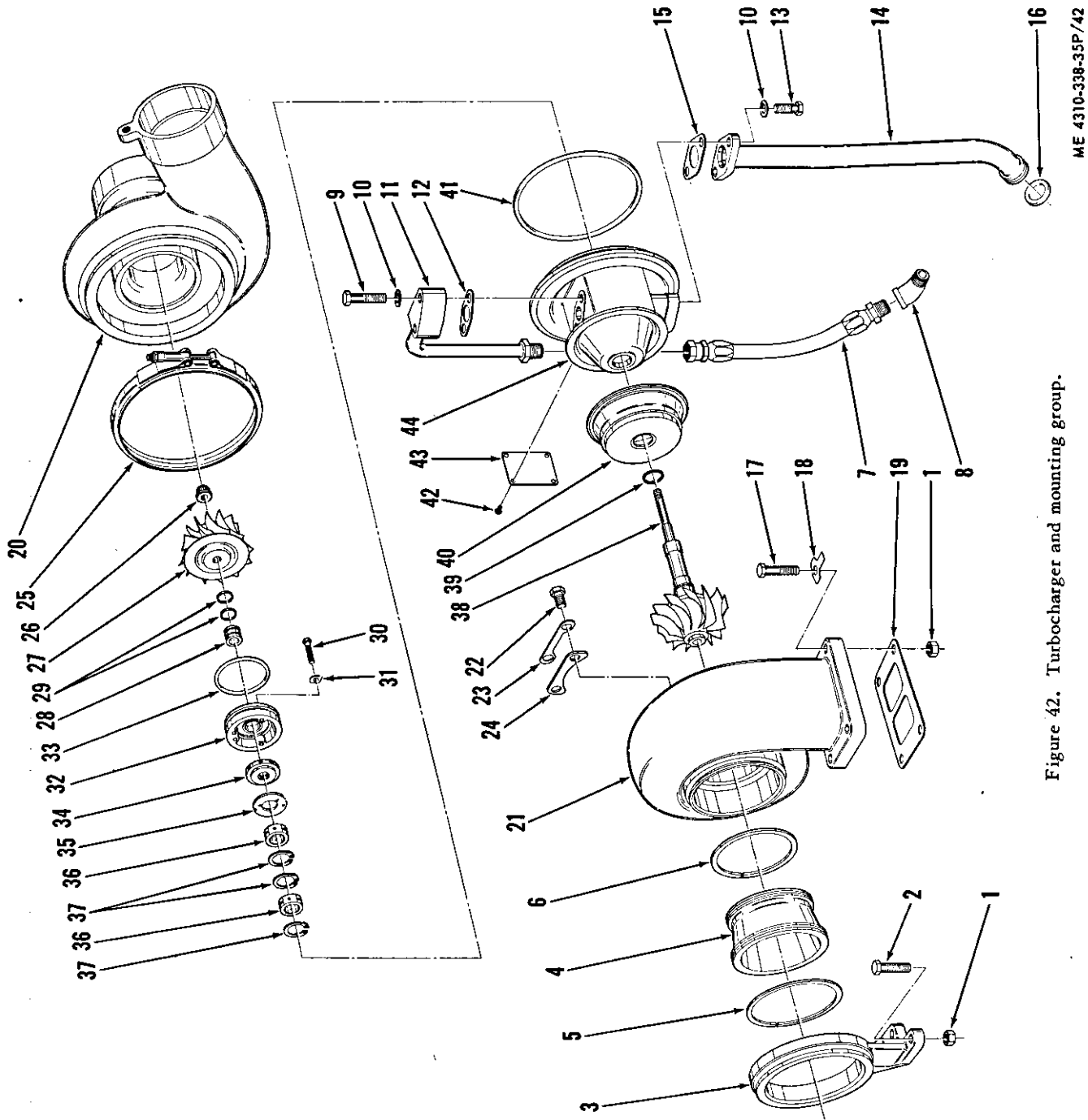


Figure 42. Turbocharger and mounting group.

ME 4310-338-35P/42

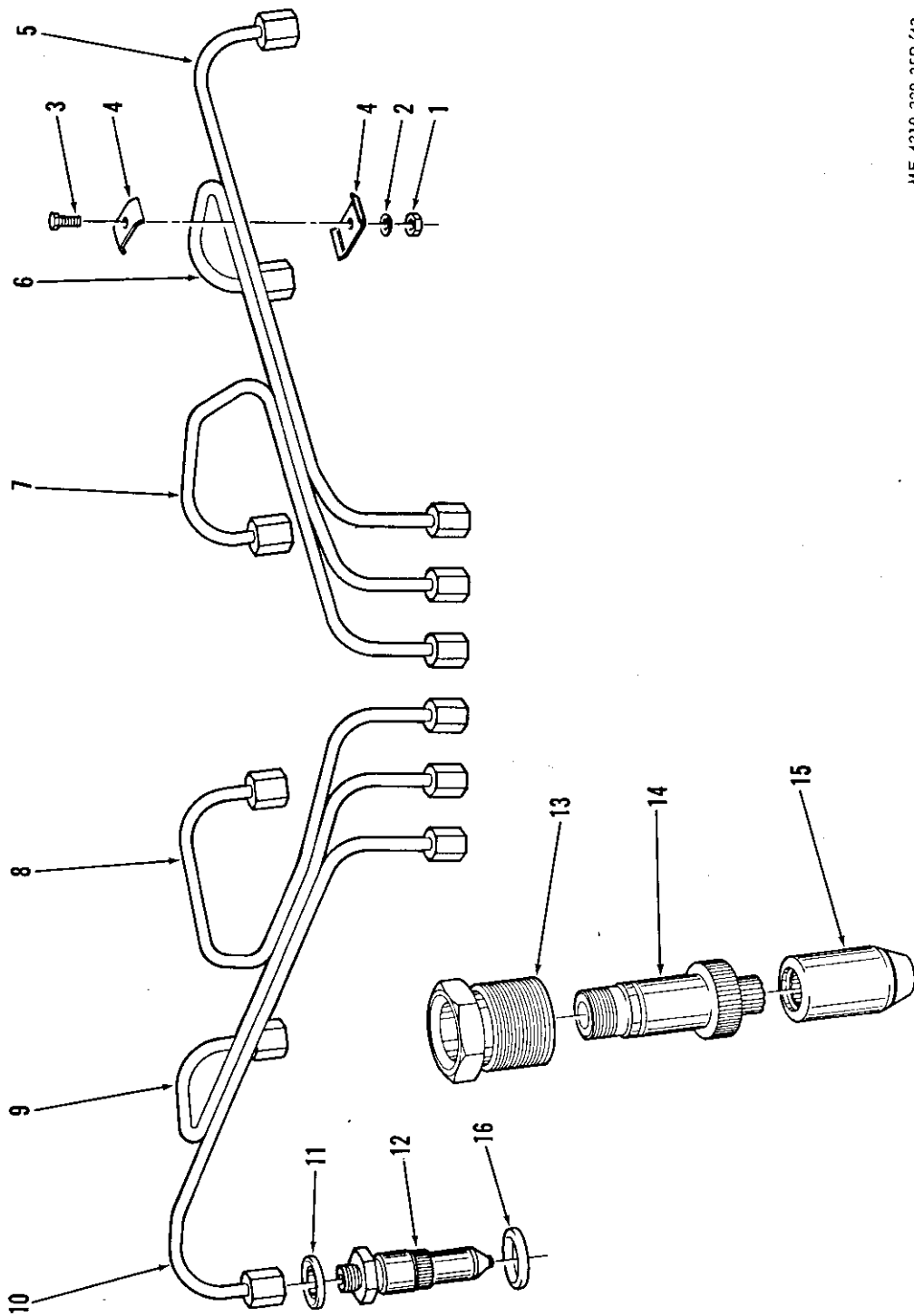
SMR CODE	FEDERAL STOCK NUMBER	DESCRIPTION REF NUMBER & MFR CODE	USABLE ON CODE	UNIT OF MEAS	QTY INC IN UNIT	30-DAY DS MAINT ALLOWANCE			30-DAY GS MAINT ALLOWANCE			1-YR ALWPER 100 EQUIP CNTGCTY	DEPOT MAINT ALWPER 100 EQUIP	ILLUSTRATION		
						1-20	21-50	51-100	1-20	21-50	51-100			FIGURE NO.	ITEM NO.	
A0		GROUP 42 - TURBOCHARGER AND MOUNTING GROUP														
		TURBOCHARGER AND MOUNTING GROUP: 9L4082 (11083)		EA	1											
PO	5310-843-6947	NUT, PLAIN, HEXAGON: TURBOCHARGER MOUNTING, 3/8-16 THD SIZE 8M2296 (11083)		EA	6	*	*	*	*	*	*	3	*	42	1	
PO	5305-269-3214	SCREW, CAP, HEXAGON HEAD: TURBOCHARGER MOUNTING, 3/8-16 THD SIZE, 1-1/2 IN. LG MS90725-64 (96906)		EA	2	REF	REF	REF	REF	REF	REF	REF	REF	42	2	
X20	2990-981-9041	SUPPORT, COUPLING: TURBOCHARGER MOUNTING 5L7632 (11083)		EA	1									42	3	
P20		COUPLING: TURBOCHARGER EXHAUST 6L8968 (11083)		EA	1	*	*	*	*	*	*	2	2	42	4	
PO	2815-994-7407	RING, SEALING: EXHAUST COUPLING 5L8854 (11083)		EA	1	*	*	1	*	*	1	6	*	42	5	
PO	2910-994-7409	RING, SEALING: EXHAUST COUPLING 5L8855 (11083)		EA	1	*	*	1	*	*	1	6	*	42	6	
MO		HOSE ASSEMBLY: TURBOCHARGER MOUNTING 9L5192 (11083) MANUFACTURE FROM:		EA	1									42	7	
PO	4730-134-2477	HOSE: HOSE ASSEMBLY, .500 IN. I.D. x .922 IN. O.D. - 15-3/4 IN. LG H66 (79470)		EA	1	*	2	2	*	2	2	10	150			
PO	4730-374-6946	ADAPTER, STRAIGHT: HOSE ASSEMBLY, 1/2-14 NPTF MALE END 412-8-10S (01276)		EA	1	*	*	1	*	*	1	6	10			
PO	4730-842-2200	ADAPTER, STRAIGHT: HOSE ASSEMBLY, 7/8-14 FEMALE END 4411-10S (01276)		EA	1	*	*	1	*	*	1	6	10			
X1		TUBE, ASBESTOS: HOSE ASSEMBLY, .94 IN. I.D. - 14-1/8 IN. LG CL68-351 (10009)		EA	1											
PO	4730-278-4285	ELBOW, STREET: TURBOCHARGER MOUNTING, 1/2-14 NPT THD SIZE 3B7731 (11083)		EA	1	*	*	*	*	*	*	1	*	42	8	
PO	5305-269-3215	SCREW, CAP, HEXAGON HEAD: TUBE ASSEMBLY, 3/8-16 THD SIZE, 1-3/4 IN. LG MS90725-65 (96906)		EA	2	*	*	*	*	*	*	1	*	42	9	
PO	5310-514-6849	WASHER, LOCK, SPLIT: TUBE ASSEMBLY, 3/8 IN. SIZE 3B4506 (11083)		EA	4	REF	REF	REF	REF	REF	REF	REF	REF	42	10	
X20		TUBE ASSEMBLY: TURBOCHARGER MOUNTING 9L5174 (11083)		EA	1									42	11	

SMR CODE	FEDERAL STOCK NUMBER	DESCRIPTION REF NUMBER & MFR CODE	USABLE ON CODE	UNIT OF MEAS	QTY INC IN UNIT	30-DAY DS MAINT ALLOWANCE			30-DAY GS MAINT ALLOWANCE			1-YR ALWPER 100 EQUIP CNTGNCY	DEPOT MAINT ALWPER 100 EQUIP	ILLUSTRATION	
						1-20	21-50	51-100	1-20	21-50	51-100			FIGURE NO.	ITEM NO.
PO	5330-074-3587	GASKET: TUBE ASSEMBLY 7H3270 (11083)		EA	1	*	*	1	*	*	1	6	*	42	12
PO	5306-260-4508	SCREW, CAP, HEXAGON HEAD: TUBE ASSEMBLY, 3/8-16 THD SIZE, 1 IN. LG S1594 (11083)		EA	2	*	*	*	*	*	*	4	*	42	13
X20		TUBE ASSEMBLY: TURBOCHARGER MOUNTING 9L4018 (11083)		EA	1									42	14
PO	<del>5320-989-3295</del> 2815-989-3295	GASKET: TUBE ASSEMBLY 1S4810 (11083)		EA	1	*	*	1	*	*	1	6	*	42	15
PO	<del>5330-137-3448</del>	PACKING, PREFORMED: TUBE ASSEMBLY 2N3350 (11083)		EA	1	*	1	1	*	1	1	12	200	42	16
PO	5306-118-0108	SCREW, CAP, HEXAGON HEAD: TURBOCHARGER ASSEMBLY, 3/8-16 THD SIZE, 1-5/8 IN. LG 8M2295 (11083)		EA	4	*	*	*	*	*	*	1	*	42	17
PO	<del>5340-137-6617</del>	PLATE, LOCK: TURBOCHARGER ASSEMBLY 9L4685 (11083)		EA	4	1	1	2	1	1	2	24	400	42	18
PO	5330-924-0048	GASKET: TURBOCHARGER ASSEMBLY 1S4295 (11083)		EA	1	*	*	1	*	*	1	6	*	42	19
P20R	2815-485-9400	TURBOCHARGER ASSEMBLY: TURBOCHARGER AND MOUNTING GROUP 9L4651 (11083)		EA	1	*	*	*	*	*	*	4	4		
X1		HOUSING ASSEMBLY: TURBOCHARGER ASSEMBLY 8S5166 (11083)		EA	1									42	20
X1		HOUSING, TURBINE: TURBOCHARGER ASSEMBLY 8S5165 (11083)		EA	1									42	21
POR	2815-485-9403	CARTRIDGE ASSEMBLY: TURBOCHARGER ASSEMBLY 8S6832 (11083)		EA	1	*	*	1	*	*	1	6	12		
PF		SCREW, CAP, HEXAGON HEAD: CARTRIDGE ASSEMBLY 3/8-16 THD SIZE, 5/8 IN. LG 3S5126 (11083)		EA	6	*	*	*	*	*	*	1	*	42	22
PF	2950-948-1611	PLATE, LOCK: CARTRIDGE ASSEMBLY 3S5128 (11083)		EA	3	*	3	3	*	3	3	18	300	42	23
PF	2950-948-1653	PLATE, LOCKING: CARTRIDGE ASSEMBLY 3S5127 (11083)		EA	3	*	3	3	*	3	3	18	300	42	24
PF	2950-950-2470	CLAMP, TURBINE: CARTRIDGE ASSEMBLY 3S5129 (11083)		EA	1	*	*	1	*	*	1	10	25	42	25
P2F	5310-269-6797	NUT, SELF LOCKING: CARTRIDGE ASSEMBLY, 5/16-24 THD SIZE 3S4484 (11083)		EA	1	*	*	*	*	*	*	3	3	42	26
P2F	<del>2950-697-3128</del>	WHEEL: CARTRIDGE ASSEMBLY 8S5168 (11083)		EA	1	*	*	*	*	*	*	2	2	42	27



SHR CODE	FEDERAL STOCK NUMBER	DESCRIPTION REF NUMBER & MFR CODE	USABLE ON CODE	UNIT OF MEAS	QTY INC IN UNIT	30-DAY DS MAINT ALLOWANCE			30-DAY GS MAINT ALLOWANCE			1-YR ALWPER 100 EQUIP CNTGCTY	DEPOT MAINT ALWPER 100 EQUIP	ILLUSTRATION	
						1-20	21-50	51-100	1-20	21-50	51-100			FIGURE NO.	ITEM NO.
X1		SPACER: CARTRIDGE ASSEMBLY 8S8043 (11083)		EA	1									42	28
X1	5340-920-0222	X RING, SEAL: CARTRIDGE ASSEMBLY 9M8919 (11083)		EA	2									42	29
PF		SCREW, MACHINE: PLATE ASSEMBLY, No. 10-24 THD SIZE, 1 IN. LG, HEX. HEAD 3S4488 (11083)		EA	3	*	*	*	*	*	*	1	*	42	30
PF	2950-948-1771	RETAINER: PLATE ASSEMBLY 3S4487 (11083)		EA	3	*	*	1	*	*	1	6	6	42	31
X2F	2950-551-8363	PLATE ASSEMBLY: CARTRIDGE ASSEMBLY 8S5169 (11083)		EA	1									42	32
X1	2950-949-1449	X PACKING, PREFORMED: PLATE ASSEMBLY 3S4489 (11083)		EA	1									42	33
X2F	2950-552-0197	X COLLAR: CARTRIDGE ASSEMBLY 8S8042 (11083)		EA	1									42	34
PF	2950-948-3257	Y WASHER, THRUST: CARTRIDGE ASSEMBLY 9M8917 (11083)		EA	1	*	*	1	*	*	1	6	20	42	35
X1	3120-919-8192	BEARING, SLEEVE: CARTRIDGE ASSEMBLY 9M8916 (11083)		EA	2									42	36
X1	2950-948-3256	X RING, RETAINING: CARTRIDGE ASSEMBLY 9M8915 (11083)		EA	3									42	37
PF	2950-551-8685	SHAFT AND WHEEL ASSEMBLY: CARTRIDGE ASSEMBLY 8S5167 (11083)		EA	1	*	*	1	*	*	1	6	12	42	38
X1		X RING, PISTON: CARTRIDGE ASSEMBLY 9S8012 (11083)		EA	1									42	39
X2F		SHROUD: CARTRIDGE ASSEMBLY 9S9327 (11083)		EA	1									42	40
PF	2950-949-1451	X PACKING, PREFORMED: CARTRIDGE ASSEMBLY 3S5135 (11083)		EA	1	*	1	1	*	1	1	12	*	42	41
PF	5305-253-5618	SCREW, DRIVE: IDENTIFICATION PLATE MS21318-27 (96906)		EA	4	*	*	*	*	*	*	1	*	42	42
X1		PLATE, IDENTIFICATION: CARTRIDGE ASSEMBLY 8S8096 (11083)		EA	1									42	43
X1		HOUSING ASSEMBLY: CARTRIDGE ASSEMBLY 4S9702 (11083)		EA	1									42	44
PH		KIT, REPAIR: CARTRIDGE ASSEMBLY 5R511 (11083)		EA	1	1	1	2	1	1	2	25	100		
X1		3-RING, RETAINING: REPAIR KIT P/N 9M8915 (11083) FSN2905-948-3256													

SMR CODE	FEDERAL STOCK NUMBER	DESCRIPTION REF NUMBER & MFR CODE	USABLE ON CODE	UNIT OF MEAS	QTY INC IN UNIT	30-DAY DS MAINT ALLOWANCE			30-DAY GS MAINT ALLOWANCE			1-YR AL WPER 100 EQUIP CNTGCT	DEPOT MAINT AL WPER 100 EQUIP	ILLUSTRATION		
						1-20	21-50	51-100	1-20	21-50	51-100			FIGURE NO.	ITEM NO.	
X1		1-SPACER: REPAIR KIT P/N 858043 (11083) FSN														
X1		1-PACKING, PREFORMED: REPAIR KIT P/N 354489 (11083) FSN2905-949-1449														
X1		2-RING, SEAL: REPAIR KIT P/N 9M8919 (11083) FSN5340-920-0222														
X1		1-PACKING, PREFORMED: REPAIR KIT P/N 355135 (11083) FSN2950-949-1451														
X1		2-BEARING, SLEEVE: REPAIR KIT P/N 9M8917 (11083) FSN2950-948-3257														
X1		1-RING, RETAINING: REPAIR KIT P/N 9S8012 (11083) FSN														

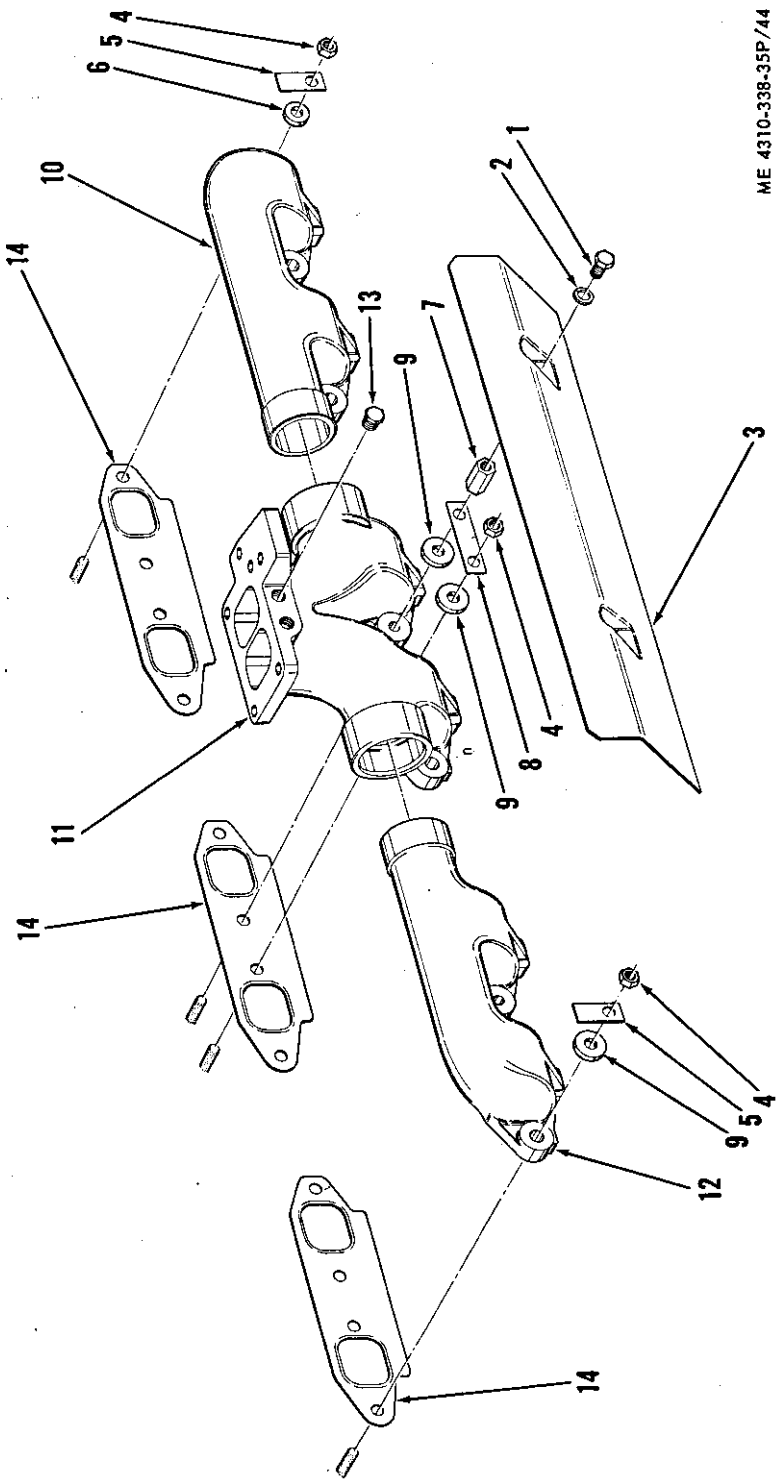


ME 4310-338-35P/43

Figure 43. Fuel injection miscellaneous group.

SMR CODE	FEDERAL STOCK NUMBER	DESCRIPTION REF NUMBER & MFR CODE	USABLE ON CODE	UNIT OF MEAS	QTY INC IN UNIT	30-DAY DS MAINT ALLOWANCE			30-DAY GS MAINT ALLOWANCE			1-YR ALW PER 100 EQUIP CNTG CY	DEPOT MAINT ALW PER 100 EQUIP	ILLUSTRATION		
						1-20	21-50	51-100	1-20	21-50	51-100			FIGURE NO.	ITEM NO.	
AO		GROUP 43 - FUEL INJECTION MISCELLANEOUS GROUP		EA	1											
PO	5310-042-6376	FUEL INJECTION MISCELLANEOUS GROUP: 9L4081 (11083)		EA	4	*	*	*	*	*	*	1	*	43	1	
PO	5310-958-7500	NUT, PLAIN, HEXAGON: CLAMP, FUEL INJECTION, 1/4-20 THD SIZE 426376 (24617)		EA	4	*	*	*	*	*	*	1	*	43	2	
PO	5306-261-1153	WASHER, LOCK, SPLIT: CLAMP, FUEL INJECTION, 1/4 IN. SIZE 103-104 (13646)		EA	4	*	*	*	*	*	*	1	*	43	3	
P20	5340-118-0154	SCREW, CAP, HEXAGON HEAD: CLAMP, FUEL INJECTION, 1/4-20 THD SIZE, 3/4 IN. LG S1615 (11083)		EA	4	*	*	*	*	*	*	1	*	43	3	
P20	2910-223-6330	CLAMP, TUBING: FUEL INJECTION 6F8868 (11083)		EA	8	*	*	*	*	*	*	5	5	43	4	
P20	2910-223-6329	TUBE ASSEMBLY, FUEL: No. 1 CYLINDER 9L4071 (11083)		EA	1	*	*	*	*	*	*	2	2	43	5	
P20	2910-223-6329	TUBE ASSEMBLY, FUEL: No. 2 CYLINDER 9L4072 (11083)		EA	1	*	*	*	*	*	*	2	2	43	6	
P20	2910-223-6321	TUBE ASSEMBLY, FUEL: No. 3 CYLINDER 9L4073 (11083)		EA	1	*	*	*	*	*	*	2	2	43	7	
P20	2910-223-6309	TUBE ASSEMBLY, FUEL: No. 4 CYLINDER 9L4074 (11083)		EA	1	*	*	*	*	*	*	2	2	43	8	
MO	2910-223-6305	TUBE ASSEMBLY, FUEL: No. 5 CYLINDER 9L4075 (11083)		EA	1	*	*	*	*	*	*	2	2	43	9	
P20	2910-223-6297	TUBE ASSEMBLY, FUEL: No. 6 CYLINDER 9L4076 (11083)		EA	1	*	*	*	*	*	*	2	2	43	10	
X1	2910-333-5032	SEAL ASSEMBLY: FUEL INJECTION 6F1069 (11083)		EA	6									43	11	
PO	4820-470-6291	VALVE ASSEMBLY: FUEL INJECTION 7S8731 (11083)		EA	6	*	*	1	*	*	1	10	15	43	12	
X1	4730-363-9320	NUT, CAP: VALVE ASSEMBLY 5H7225 (11083)		EA	1									43	13	
X1		BODY: VALVE ASSEMBLY 8S2389 (11083)		EA	1									43	14	
PO		NOZZLE ASSEMBLY: VALVE ASSEMBLY 7S8722 (11083)		EA	1	1	3	5	1	3	5	60	150	43	15	
X1	5330-198-6169	PACKING, PREFORMED: FUEL INJECTION 5B3718 (11083)		EA	6									43	16	
PO	2910-487-3497	KIT, FUEL PARTS: FUEL INJECTION VALVE ASSEMBLY 7S9891 (11083)		EA	6	1	3	5	1	3	5	60	*			

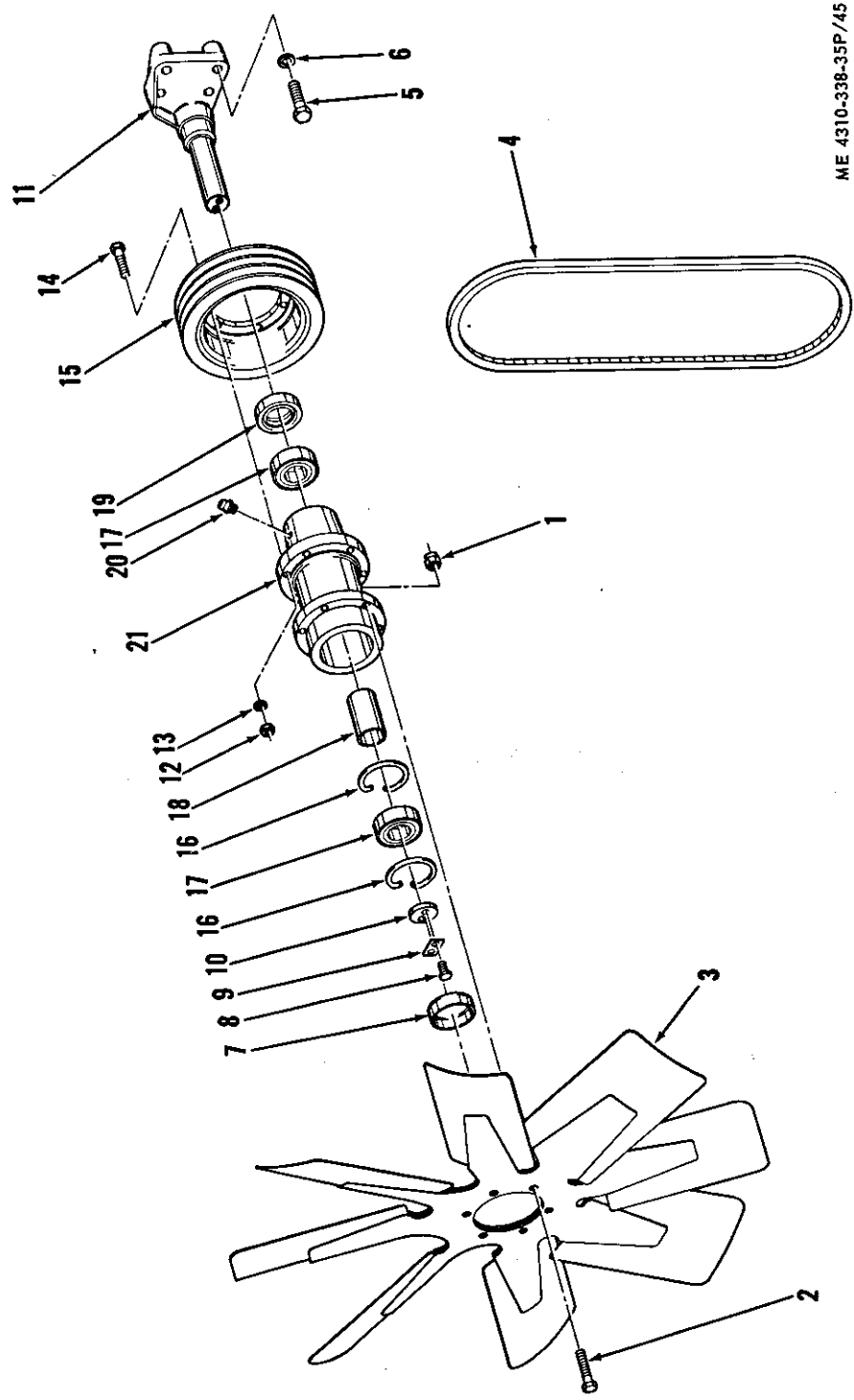
SMR CODE	FEDERAL STOCK NUMBER	DESCRIPTION REF NUMBER & MFR CODE	USABLE ON CODE	UNIT OF MEAS	QTY INC IN UNIT	30-DAY DS MAINT ALLOWANCE			30-DAY GS MAINT ALLOWANCE			1-YR ALWPER 100 EQUIP CNTGCTY	DEPOT MAINT ALWPER 100 EQUIP	ILLUSTRATION		
						1-20	21-50	51-100	1-20	21-50	51-100			FIGURE NO.	ITEM NO.	
X1		1-SEAL ASSEMBLY: SERVICE GROUP P/N 6F1069 (11083) FSN2910-333-5032		EA	1											
X1		1-PACKING, PREFORMED: SERVICE GROUP P/N 583718 (11083) FSN5330-198-6169		EA	1											



ME 4310-338-35P/44

Figure 44. Basic manifold group.

SMR CODE	FEDERAL STOCK NUMBER	DESCRIPTION REF NUMBER & MFR CODE	USABLE ON CODE	UNIT OF MEAS	QTY INC IN UNIT	30-DAY DS MAINT ALLOWANCE			30-DAY GS MAINT ALLOWANCE			1-YR AL WPER 100 EQUIP CNTGCCY	DEPOT MAINT AL WPER 100 EQUIP	ILLUSTRATION		
						1-20	21-50	51-100	1-20	21-50	51-100			FIGURE NO.	ITEM NO.	
AO		GROUP 44 - BASIC MANIFOLD GROUP		EA	1											
PO	5305-543-4372	BASIC MANIFOLD GROUP: 9L3991 (11083)		EA	2	*	*	*	*	*	*	2	*	44	1	
PO	5310-514-6849	SCREW, CAP, HEXAGON HEAD: SHIELD, MANIFOLD GROUP 3/8-16 THD SIZE, 3/4 IN. LG MS90728-58 (96906)		EA	2	REF	REF	REF	REF	REF	REF	REF	REF	44	2	
X20		WASHER, LOCK, SPLIT: SHIELD, MANIFOLD GROUP 3/8 IN. SIZE 3B4506 (11083)		EA	2	REF	REF	REF	REF	REF	REF	REF	REF	44	2	
X20		SHIELD: MANIFOLD GROUP 9L4657 (11083)		EA	1									44	3	
PO	5310-843-6947	NUT, PLAIN, HEXAGON: MANIFOLD GROUP 3/8-16 THD SIZE 8M2296 (11083)		EA	10	REF	REF	REF	REF	REF	REF	REF	REF	44	4	
X20		PLATE, LOCK: MANIFOLD GROUP 5S5881 (11083)		EA	2									44	5	
PO	5310-470-5567	WASHER, FLAT: MANIFOLD GROUP 8M9024 (11083)		EA	1	*	*	*	*	*	*	1	*	44	6	
X20		NUT, SPACER: MANIFOLD GROUP 5L9457 (11083)		EA	2									44	7	
X20		LOCK, RETAINING: MANIFOLD GROUP 5S5880 (11083)		EA	5									44	8	
PO	5310-999-8285	WASHER, FLAT: MANIFOLD GROUP 8M7145 (11083)		EA	11	*	*	*	*	*	*	1	*	44	9	
P20	2815-4979-241	MANIFOLD, FRONT: MANIFOLD GROUP 9L3986 (11083)		EA	1	*	*	*	*	*	*	2	2	44	10	
P20	2815-4979-251	MANIFOLD, CENTER: MANIFOLD GROUP 9L3988 (11083)		EA	1	*	*	*	*	*	*	2	2	44	11	
P20	2815-4979-250	MANIFOLD, REAR: MANIFOLD GROUP 9L3987 (11083)		EA	1	*	*	*	*	*	*	2	2	44	12	
PO		PLUG, PIPE: MANIFOLD GROUP 1/4 NPT HEXAGON HEAD 5B7890 (11083)		EA	2	REF	REF	REF	REF	REF	REF	REF	REF	44	13	
PO	5330-440-9791	GASKET, MANIFOLD: MANIFOLD GROUP 8S6410 (11083)		EA	3	1	1	2	1	1	2	12	*	44	14	



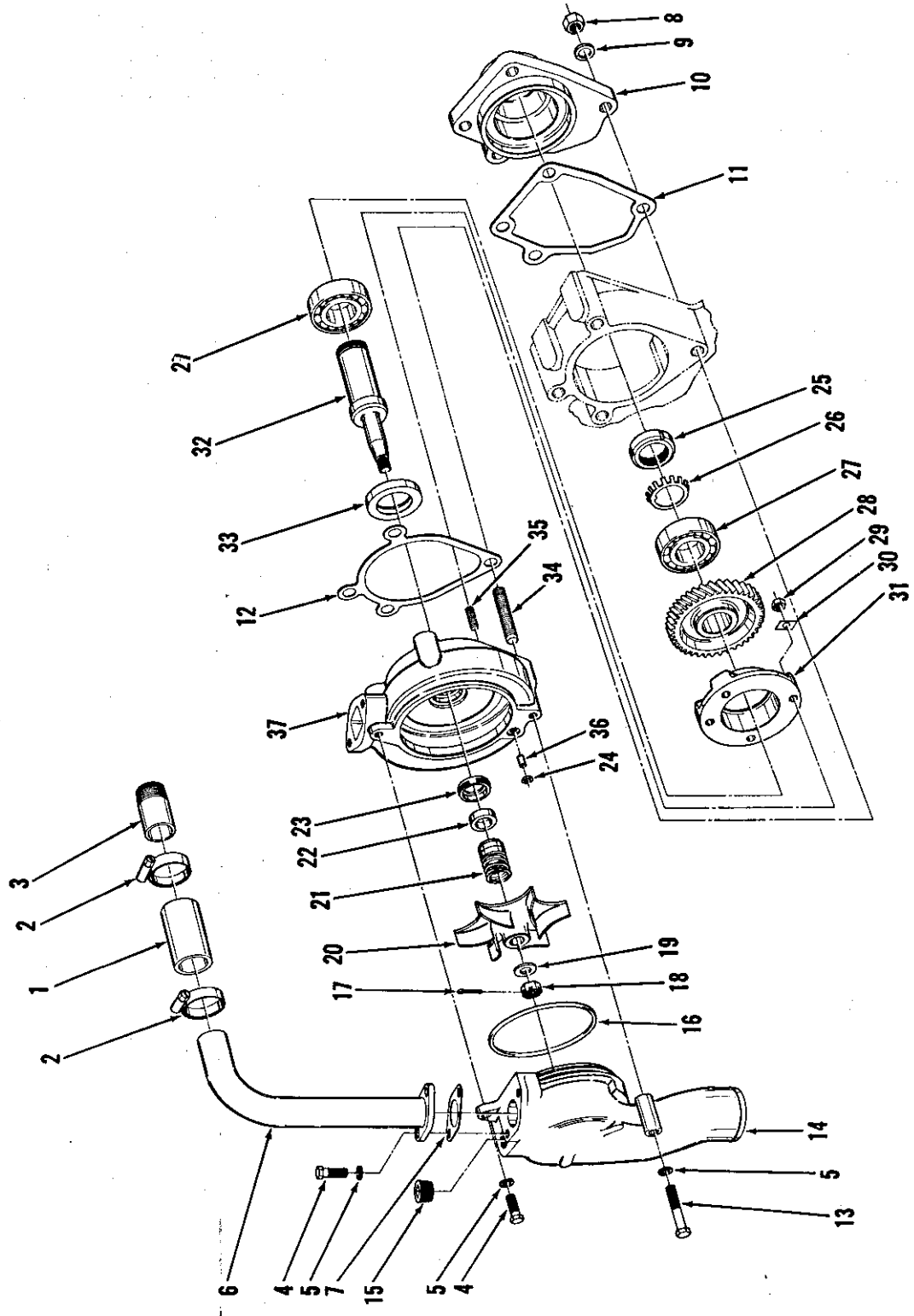
ME 4310-338-35P/45

Figure 45. Fan, belts, and fan drive group.



SMR CODE	FEDERAL STOCK NUMBER	DESCRIPTION REF NUMBER & MFR CODE	USABLE ON CODE	UNIT OF MEAS	QTY INC IN UNIT	30.DAY DS MAINT ALLOWANCE			30.DAY GS MAINT ALLOWANCE			1-YR ALWPER 100 EQUIP CNTGCCY	DEPOT MAINT ALWPER 100 EQUIP	ILLUSTRATION	
						1-20	21-50	51-100	1-20	21-50	51-100			FIGURE NO.	ITEM NO.
PO	5310-462-4651	GROUP 45 - FAN, BELTS, AND FAN DRIVE GROUP NUT, SELF LOCKING: FAN MOUNTING, 5/16-18 THD SIZE 21FAF518 (56878)		EA	6	REF	REF	REF	REF	REF	REF	REF	REF	45	1
PO	<del>5306-225-8499</del> 5305	SCREW, CAP, HEXAGON HEAD: FAN MOUNTING, 5/16-18 THD SIZE, 1 IN. LG MS90725-34 (96906)		EA	6	REF	REF	REF	REF	REF	REF	REF	REF	45	2
P20	<del>2930-477-9113</del>	FAN ASSEMBLY: FAN, BELTS, AND FAN DRIVE GROUP 61429 (16004)		EA	1	*	*	*	*	*	*	3	5	45	3
PO	3030-294-9883	"V" BELT SET: FAN, BELTS, AND FAN DRIVE GROUP MS51066-54 (96906)		EA	1	*	1	1	*	1	1	12	50	45	4
PO	5306-273-6357	SCREW, CAP, HEXAGON HEAD: FAN DRIVE GROUP, 1/2-13 THD SIZE, 2-1/4 IN. LG 1A1460 (11083)		EA	4	*	*	*	*	*	*	2	*	45	5
PO	5310-584-5272	WASHER, LOCK, SPLIT: FAN DRIVE GROUP, 1/2 IN. SIZE MS35338-10 (96906)		EA	4	REF	REF	REF	REF	REF	REF	REF	REF	45	6
X2F		FAN DRIVE GROUP: FAN, BELTS, AND FAN DRIVE GROUP 8L5007 (11083)		EA	1										
PO	5340-200-5218	PLUG, EXPANSION: FAN DRIVE GROUP 4B4098 (11083)		EA	1	*	*	1	*	*	1	6	10	45	7
PO	5306-225-9087	SCREW, CAP, HEXAGON HEAD: FAN DRIVE GROUP, 5/16-24 THD SIZE, 3/4 IN. LG MS90726-32 (96906)		EA	2	*	1	1	*	1	1	12	24	45	8
PO	2930-361-2522	LOCK, PLATE, FAN SHAFT: FAN DRIVE GROUP 5B3390 (11083)		EA	2	*	*	1	*	*	1	6	100	45	9
PO	<del>5305-142-2113</del> <del>5306-282-8960</del>	WASHER: FAN DRIVE GROUP 5H7230 (11083)		EA	1	*	*	*	*	*	*	1	*	45	10
P20	2930-470-7000	SHAFT ASSEMBLY: FAN DRIVE GROUP 8L5207 (11083)		EA	1	*	*	*	*	*	*	2	2	45	11
PO	5310-804-4806	NUT, PLAIN, HEXAGON: PULLEY, FAN DRIVE GROUP 5/16-18 THD SIZE 3379758 (23040)		EA	6	*	*	*	*	*	*	1	*	45	12
PO	5310-407-9566	WASHER, LOCK, SPLIT: PULLEY, FAN DRIVE GROUP 5/16 IN. SIZE MS35338-45 (96906)		EA	6	REF	REF	REF	REF	REF	REF	REF	REF	45	13
PO	5306-226-4832	SCREW, CAP, HEXAGON HEAD: PULLEY, FAN DRIVE GROUP 5/16-18 THD SIZE, 1-3/4 IN. LG MS90728-39 (96906)		EA	6	*	*	*	*	*	*	2	*	45	14
P20	<del>2930-477-9154</del>	PULLEY ASSEMBLY: FAN DRIVE GROUP 8L4530 (11083)		EA	1	*	*	*	*	*	*	2	2	45	15

SMR CODE	FEDERAL STOCK NUMBER	DESCRIPTION REF NUMBER & MFR CODE	USABLE ON CODE	UNIT OF MEAS	QTY INC IN UNIT	30-DAY DS MAINT ALLOWANCE			30-DAY GS MAINT ALLOWANCE			1-YR ALWPER 100 EQUIP CNTGCTY	DEPOT MAINT ALWPER 100 EQUIP	ILLUSTRATION	
						1-20	21-50	51-100	1-20	21-50	51-100			FIGURE NO.	ITEM NO.
P20	53402374-1362 5365	RING, RETAINING: BEARING, FAN DRIVE GROUP 4F1392 (11083)		EA	2	*	*	*	*	*	*	4	4	45	16
PO	3110-554-3197	BEARING: FAN DRIVE GROUP 206K (21335)		EA	2	*	1	1	*	1	1	12	200	45	17
P20	5365-139-0098	SPACER: BEARING, FAN DRIVE GROUP 8L4963 (11083)		EA	1	*	*	*	*	*	*	2	2	45	18
PO	5330-232-8947	SEAL, GREASE, PLAIN: FAN DRIVE GROUP 5M9737 (11083)		EA	1	*	*	1	*	*	1	6	100	45	19
PO	4730-050-4208	FITTING, GREASE: HUB, FAN DRIVE GROUP MST5003-1 (96906)		EA	1	REF	REF	REF	REF	REF	REF	REF	REF	45	20
X20		HUB: FAN DRIVE GROUP 8L4531 (11083)		EA	1									45	21



ME 4310-338-35P/46

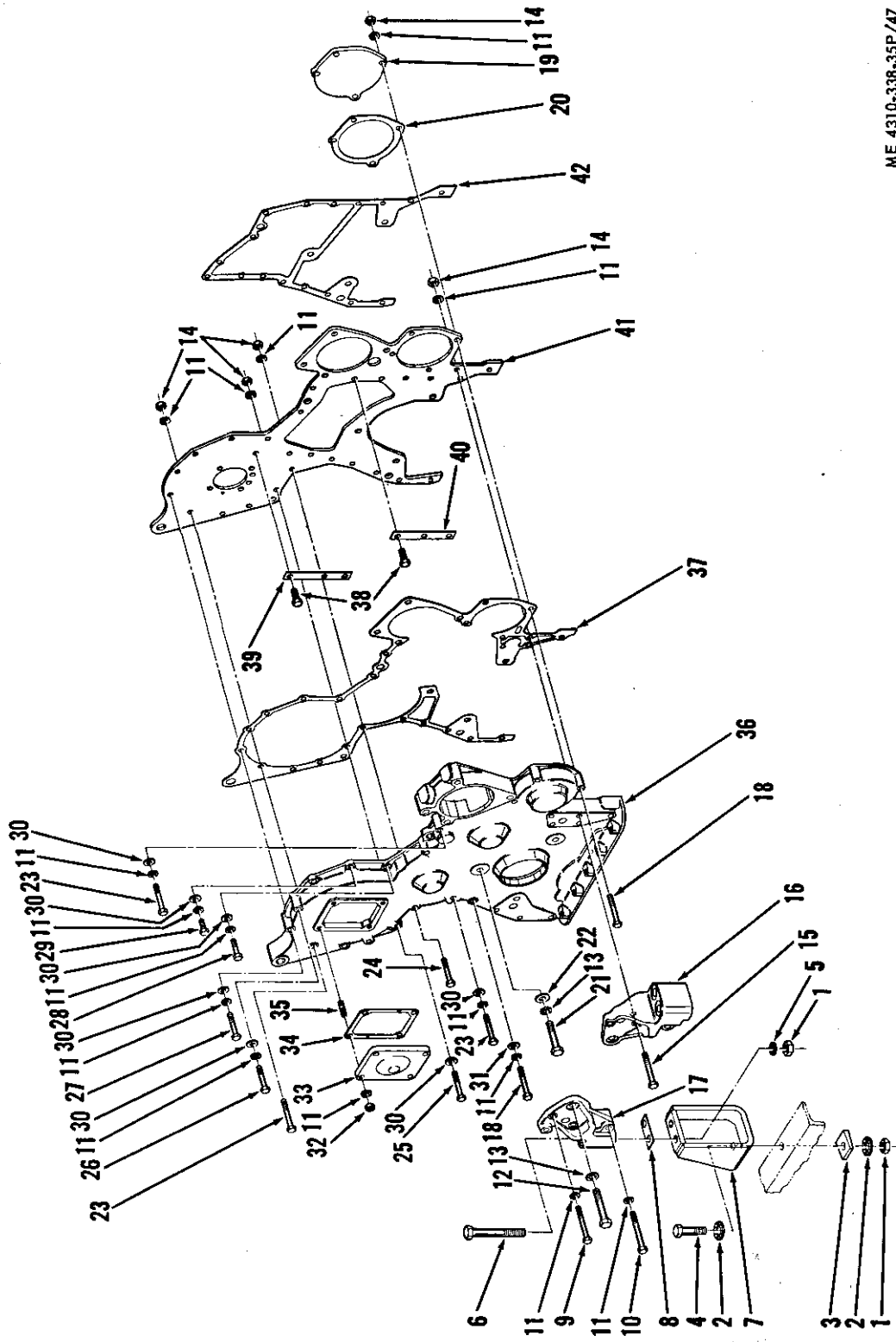
Figure 46. Water pump group.

SMR CODE	FEDERAL STOCK NUMBER	DESCRIPTION REF NUMBER & MFR CODE	USABLE ON CODE	UNIT OF MEAS	QTY INC IN UNIT	30-DAY DS MAINT ALLOWANCE			30-DAY GS MAINT ALLOWANCE			1-YR ALWPER 100 EQUIP CNTGNCY	DEPOT MAINT ALWPER 100 EQUIP	ILLUSTRATION	
						1-20	21-50	51-100	1-20	21-50	51-100			FIGURE NO.	ITEM NO.
PO	4720-116-5202	GROUP 46 - WATER PUMP GROUP HOSE: WATER PUMP GROUP, 1-1/4 IN. I.D., 3 IN. LG 6L4571		EA	1	1	1	2	1	1	2	24	50	46	1
PO	4730-118-1432	CLAMP, HOSE: WATER PUMP GROUP 9M2904 (11083)		EA	2	*	1	1	*	1	1	12	24	46	2
PO	4730-809-8818	PLUG, PIPE: WATER PUMP GROUP 66689 (11083)		EA	1	*	*	*	*	*	*	1	*	46	3
PO	5306-423-8194	SCREW, CAP, HEXAGON HEAD: TUBE ASSEMBLY, 3/8-16 THD SIZE, 1-1/8 IN. LG 1A2029 (11083)		EA	2	*	*	*	*	*	*	5	*	46	4
PO	5310-514-6849	WASHER, LOCK, SPLIT: TUBE ASSEMBLY, 3/8 IN. SIZE 3B4506 (11083)		EA	2	REF	REF	REF	REF	REF	REF	REF	REF	46	5
X20	4720-936-4895	TUBE ASSEMBLY: WATER PUMP GROUP 7L277 (11083)		EA	1									46	6
X1		GASKET: TUBE ASSEMBLY 9L252 (11083)		EA	1									46	7
PO	2930-470-6998	WATER PUMP GROUP: 7L144 (11083)		EA	1	*	*	1	*	*	1	4	6		
PO	5310-768-0318	NUT, PLAIN, HEXAGON: WATER PUMP GROUP, 1/2-13 THD SIZE MS51967-14 (96906)		EA	4	REF	REF	REF	REF	REF	REF	REF	REF	46	8
PO	5310-584-5272	WASHER, LOCK, SPLIT: WATER PUMP GROUP, 1/2 IN. SIZE MS35338-10 (96906)		EA	4	REF	REF	REF	REF	REF	REF	REF	REF	46	9
X20		COVER: WATER PUMP GROUP 7L7841 (11083)		EA	1									46	10
X1		GASKET, COVER: WATER PUMP GROUP 7L7850 (11083)		EA	1									46	11
X1		GASKET, HOUSING: WATER PUMP GROUP 7L7884 (11083)		EA	1									46	12
PO	5306-285-1368	SCREW, CAP, HEXAGON HEAD: COVER, WATER PUMP GROUP, 3/8-16 THD SIZE, 2-1/2 IN. LG L1143 (11083)		EA	1	*	*	*	*	*	*	1	*	46	13
PO	5306-423-8194	SCREW, CAP, HEXAGON HEAD: COVER, WATER PUMP GROUP, 3/8-16 THD SIZE, 1-1/8 IN. LG 1A2029 (11083)		EA	1	REF	REF	REF	REF	REF	REF	REF	REF	46	4
PO	5310-514-6849	WASHER, LOCK, SPLIT: COVER, WATER PUMP GROUP, 3/8 IN. SIZE 3B4506 (11083)		EA	2	REF	REF	REF	REF	REF	REF	REF	REF	46	5
X20		COVER: WATER PUMP GROUP 8L4195 (11083)		EA	1									46	14

SMR CODE	FEDERAL STOCK NUMBER	DESCRIPTION REF NUMBER & MFR CODE	USABLE ON CODE	UNIT OF MEAS	QTY INC IN UNIT	30-DAY DS MAINT ALLOWANCE			30-DAY GS MAINT ALLOWANCE			1-YR ALWPER 100 EQUIP CNTGCTY	DEPOT MAINT ALWPER 100 EQUIP	ILLUSTRATION	
						1-20	21-50	51-100	1-20	21-50	51-100			FIGURE NO.	ITEM NO.
PO	4730-122-3969	PLUG, PIPE: COVER, WATER PUMP GROUP 3/4 IN. NPTF, 1/2 IN. SQ CSK 1B5174 (11083)		EA	1	*	*	*	*	*	*	1	*	46	15
X1	5330-197-9584	PACKING, PREFORMED: WATER PUMP GROUP 5F3999 (11083)		EA	1									46	16
PF	5315-234-1626	PIN, COTTER: WATER PUMP GROUP, 1/8 IN. DIA, 1 IN. LG 4M2348 (11083)		EA	1	*	*	*	*	*	*	1	*	46	17
PF	5310-921-6936	NUT, SLOTTED HEXAGON: WATER PUMP GROUP 1/2-13 THD SIZE 4M2347 (11083)		EA	1	*	*	*	*	*	*	1	*	46	18
PF		WASHER, FLAT: WATER PUMP GROUP 1/2 IN. SIZE 7F560 (11083)		EA	1	*	*	*	*	*	*	1	*	46	19
X1		IMPELLER: WATER PUMP GROUP 1N8493 (11083)		EA	1									46	20
PF	5330-137-0007	SEAL ASSEMBLY: WATER PUMP GROUP 1N9176 (11083)		EA	1	*	*	1	*	*	1	6	10	46	21
PF		RING, SEAL: WATER PUMP GROUP 8S7762 (11083)		EA	1	*	*	1	*	*	1	6	*	46	22
PF		SEAL, SHAFT: WATER PUMP GROUP 8S8821 (11083)		EA	1	*	*	1	*	*	1	6	*	46	23
X1		PACKING, PREFORMED: WATER PUMP GROUP 4J2506 (11083)		EA	1									46	24
PF	5310-138-0110	NUT, SELF LOCKING: WATER PUMP GROUP 2H3777 (11083)		EA	1	*	*	*	*	*	*	1	*	46	25
P2F		LOCK, RETAINING: WATER PUMP GROUP 407 (81343) 3K6573 (11083)		EA	1	*	*	*	*	*	*	2	2	46	26
PF	3110-516-5490	BEARING, BALL: WATER PUMP GROUP 8H9789 (11083)		EA	2	*	*	1	*	*	1	6	10	46	27
X1		GEAR: WATER PUMP GROUP 7L7839 (11083)		EA	1									46	28
PF	5310-804-4806	NUT, PLAIN, HEXAGON: BEARING CAGE, WATER PUMP GROUP, 5/16-18 THD SIZE 3379758 (23040)		EA	4	REF	REF	REF	REF	REF	REF	REF	REF	46	29
X1		PLATE, LOCK: BEARING CAGE, WATER PUMP GROUP 7L119 (11083)		EA	4									46	30
PF		CAGE, BEARING: WATER PUMP GROUP 7L7840 (11083)		EA	1	*	*	1	*	*	1	6	10	46	31

SMR CODE	FEDERAL STOCK NUMBER	DESCRIPTION REF NUMBER & MFR CODE	USABLE ON CODE	UNIT OF MEAS	QTY INC IN UNIT	30-DAY DS MAINT ALLOWANCE			30-DAY GS MAINT ALLOWANCE			1-YR ALWPER 100 EQUIP CNTGCV	DEPOT MAINT ALWPER 100 EQUIP	ILLUSTRATION	
						1-20	21-50	51-100	1-20	21-50	51-100			FIGURE NO.	ITEM NO.
X1		SHAFT: WATER PUMP GROUP 1N8448 (11083)		EA	1									46	32
X1		SEAL, SHAFT: WATER PUMP GROUP 3S2214 (11083)		EA	1									46	33
X1		HOUSING ASSEMBLY: WATER PUMP GROUP 2N2484 (11083)		EA	1										
X2F		STUD: HOUSING ASSEMBLY 3D471 (11083)		EA	4									46	34
X2F		STUD: HOUSING ASSEMBLY 6L7442 (11083)		EA	4									46	35
PO	4730-924-7125	FERRULE: HOUSING ASSEMBLY 4M1336 (11083)		EA	1	*	*	*	*	*	*	5	5	46	36
X1		HOUSING: HOUSING ASSEMBLY 2N2453 (11083)		EA	1									46	37
PO	2930-487-3424	KIT, ENGINE PARTS: WATER PUMP GROUP 8S7867 (11083)		EA	1	*	*	1	*	*	1	6	*		
X1		1-PACKING, PREFORMED: GASKET KIT P/N 5F3999 (11083) FSN 5330-197-9584													
X1		1-LOCK, RETAINING: GASKET KIT P/N W07 (81343) FSN													
X1		1-PACKING, PREFORMED: GASKET KIT P/N 4J2506 (11083) FSN													
X1		1-PLATE, LOCK: GASKET KIT P/N 7L119 (11083) FSN													
X1		1-SEAL ASSEMBLY: GASKET KIT P/N 1N9176 (11083) FSN													
X1		1-GASKET: GASKET KIT P/N 7L7850 (11083) FSN													
X1		1-GASKET: GASKET KIT P/N 7L7884 (11083) FSN													
X1		1-GASKET: GASKET KIT P/N 9L2252 (11083) FSN													
X1		1-SEAL, SHAFT: GASKET KIT P/N 3S2214 (11083) FSN													

SMR CODE	FEDERAL STOCK NUMBER	DESCRIPTION REF NUMBER & MFR CODE	USABLE ON CODE	UNIT OF MEAS	QTY INC IN UNIT	30-DAY DS MAINT ALLOWANCE			30-DAY GS MAINT ALLOWANCE			1-YR ALWPER 100 EQUIP CNTGCTY	DEPOT MAINT ALWPER 100 EQUIP	ILLUSTRATION		
						1-20	21-50	51-100	1-20	21-50	51-100			FIGURE NO.	ITEM NO.	
X1		1-GASKET: GASKET KIT P/N 2A4638 (11083) FSN2815-423-8728														
PF	2930-470-6999	KIT, REBUILD: WATER PUMP GROUP 8S7895 (11083)				*	*	1	*	*	1	6	15			
X1		1-LOCK, RETAINING: REBUILD KIT P/N W07 (81343) FSN														
X1		1-NUT, LOCK: REBUILD KIT P/N 243777 (11083) FSN														
X1		2-BEARING, BALL: REBUILD KIT P/N 8H9789 (11083) FSN110-516-5490														
X1		1-SHAFT, SERVICE: REBUILD KIT P/N 1N8448 (11083) FSN														
X1		1-IMPELLER: REBUILD KIT P/N 7L7838 (11083) FSN														
X1		1-GEAR: REBUILD KIT P/N 7L7839 (11083) FSN														



ME 4310-338-35P/47

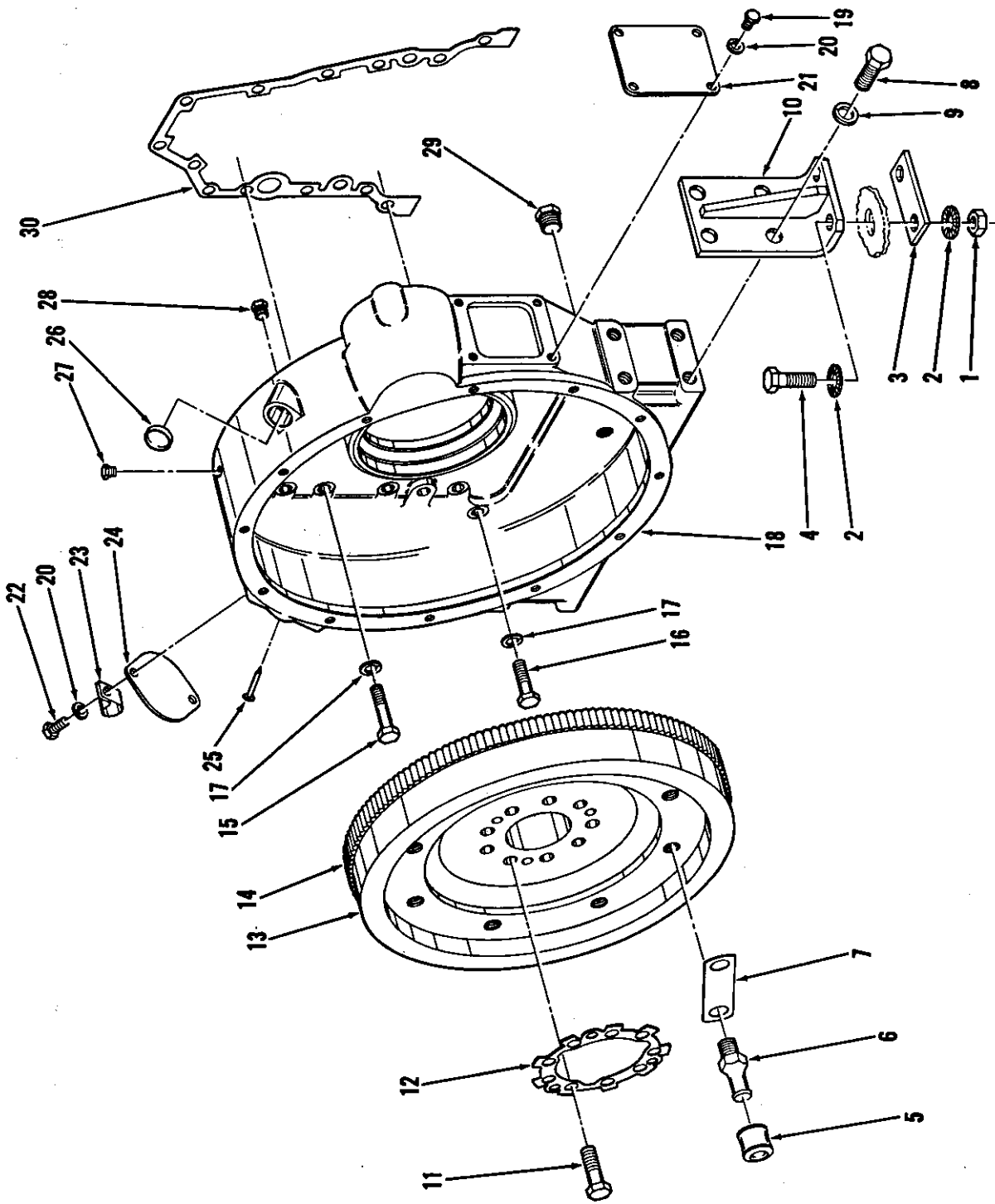
Figure 47. Covers and mounting group.



SMR CODE	FEDERAL STOCK NUMBER	DESCRIPTION REF NUMBER & MFR CODE	USABLE ON CODE	UNIT OF MEAS	QTY INC IN UNIT	30-DAY DS MAINT ALLOWANCE			30-DAY GS MAINT ALLOWANCE			1-YR ALWPER 100 EQUIP CNTGCTY	DEPOT MAINT ALWPER 100 EQUIP	ILLUSTRATION		
						1-20	21-50	51-100	1-20	21-50	51-100			FIGURE NO.	ITEM NO.	
		GROUP 47 - COVERS AND MOUNTING GROUP														
PF	5310-763-8920	NUT, PLAIN, HEXAGON: ENGINE MOUNTING, 5/8-11 THD SIZE MS51967-20 (96906)		EA	6	REF	REF	REF	REF	REF	REF	REF	REF	47	1	
PF	5310-017-8627	WASHER, LOCK: ENGINE MOUNTING, 5/8 IN. SIZE, INTERNAL-EXTERNAL TOOTH 4028-34-00 (78189)		EA	4	REF	REF	REF	REF	REF	REF	REF	REF	47	2	
PF	5310-359-2147	WASHER, CHANNEL: ENGINE MOUNTING, 5/8 IN. SIZE 60746 (16004)		EA	2	*	*	*	*	*	*	1	*	47	3	
PF	5305-051-0827	SCREW, CAP, HEXAGON HEAD: ENGINE MOUNTING, 5/8-11 THD SIZE, 2 IN. LG MS90725-164 (96906)		EA	2	REF	REF	REF	REF	REF	REF	REF	REF	47	4	
PF	5310-045-5001	WASHER, LOCK, SPLIT: FRONT ENGINE SUPPORT, 5/8 IN. SIZE MS35340-50 (96906)		EA	4	*	*	*	*	*	*	1	*	47	5	
PF	5306-423-8292	SCREW, CAP, HEXAGON HEAD: FRONT ENGINE SUPPORT, 5/8-11 THD SIZE, 4-1/2 IN. LG 1A8651 (11083)		EA	4	*	*	*	*	*	*	1	*	47	6	
X2F		SUPPORT, ENGINE, FRONT: ENGINE MOUNTING 1N5526 (11083)		EA	2									47	7	
P2F	5315-140-2112	SHIM, SUPPORT: FRONT ENGINE SUPPORT 4L7893 (11083)		EA	2	*	*	*	*	*	*	2	2	47	8	
PF	5306-426-2932	SCREW, CAP, HEXAGON HEAD: SUPPORT ASSEMBLIES, 3/8-16 THD SIZE, 3 IN. LG S1619 (11083)		EA	4	*	*	*	*	*	*	1	*	47	9	
PF	5306-426-2974	SCREW, CAP, HEXAGON HEAD: SUPPORT ASSEMBLIES, 3/8-16 THD SIZE, 3-1/2 IN. LG T65 (11083)		EA	2	*	*	*	*	*	*	1	*	47	10	
PF	5310-514-6849	WASHER, LOCK, SPLIT: COVERS AND MOUNTING GROUP, 3/8 IN. SIZE 3B4506 (11083)		EA	28	REF	REF	REF	REF	REF	REF	REF	REF	47	11	
PF	5305-071-1772	SCREW, CAP, HEXAGON HEAD: SUPPORT ASSEMBLIES, 1/2-13 THD SIZE, 3 IN. LG MS90725-119 (96906)		EA	2	*	*	*	*	*	*	1	*	47	12	
PF	5310-584-5272	WASHER, LOCK, SPLIT: SUPPORT ASSEMBLIES, 1/2 IN. SIZE MS35338-10 (96906)		EA	3	REF	REF	REF	REF	REF	REF	REF	REF	47	13	
PF	5310-894-5145	NUT, PLAIN, HEXAGON: COVERS AND MOUNTING GROUP, 3/8-16 THD SIZE 1D4717 (11083)		EA	10	*	*	*	*	*	*	4	*	47	14	
PF	5306-240-0797	SCREW, CAP, HEXAGON HEAD: SUPPORT ASSEMBLY, LEFT HAND, 3/8-16 THD SIZE, 2-3/4 IN. LG T573 (11083)		EA	1	*	*	*	*	*	*	1	*	47	15	

SMR CODE	FEDERAL STOCK NUMBER	DESCRIPTION REF NUMBER & MFR CODE	USABLE ON CODE	UNIT OF MEAS	QTY INC IN UNIT	30-DAY DS MAINT ALLOWANCE			30-DAY GS MAINT ALLOWANCE			1-YR ALWPER 100 EQUIP CNTGCTY	DEPOT MAINT ALWPER 100 EQUIP	ILLUSTRATION	
						1-20	21-50	51-100	1-20	21-50	51-100			FIGURE NO.	ITEM NO.
X2F	2815-460-6691	SUPPORT ASSEMBLY: LEFT HAND, ENGINE MOUNTING 7L500 (11083)		EA	1									47	16
X2F	2815-460-6690	SUPPORT ASSEMBLY: RIGHT HAND, ENGINE MOUNTING 7L499 (11083)		EA	1									47	17
PH	5306-285-1368	SCREW, CAP, HEXAGON HEAD: COVERS AND MOUNTING GROUP, 3/8-16 THD SIZE, 2-1/2 IN. LG L1143 (11083)		EA	6	REF	REF	REF	REF	REF	REF	REF	REF	47	18
X2F		COVER: COVERS AND MOUNTING GROUP 7L435 (11083)		EA	1									47	19
X1		GASKET, COVER: COVERS AND MOUNTING GROUP 7L434 (11083)		EA	1									47	20
PF	5306-814-8960	SCREW, CAP, HEXAGON HEAD: TIMING GEAR COVER 9S1366 (11083)		EA	1	*	*	*	*	*	*	1	*	47	21
PF	5310-930-7013	WASHER, FLAT: TIMING GEAR COVER, 1/2 IN. SIZE 4B4280 (11083)		EA	1	REF	REF	REF	REF	REF	REF	REF	REF	47	22
PH		SCREW, CAP, HEXAGON HEAD: TIMING GEAR COVER, 3/8-16 THD SIZE, 2-3/8 IN. LG 5B213 (11083)		EA	7	*	*	*	*	*	*	1	*	47	23
PH	5305-138-0335	SCREW, CAP, HEXAGON HEAD: TIMING GEAR COVER, 3/8-16 THD SIZE, 2-1/8 IN. LG 7H7954 (11083)		EA	1	*	*	*	*	*	*	1	*	47	24
PH	5306-698-2150	SCREW, CAP, HEXAGON HEAD: TIMING GEAR COVER, 3/8-16 THD SIZE, 2-1/4 IN. LG L2070 (11083)		EA	2	*	*	*	*	*	*	1	*	47	25
PH	5306-423-8393	SCREW, CAP, HEXAGON HEAD: TIMING GEAR COVER, 3/8-16 THD SIZE, 1-7/8 IN. LG 1C2251 (11083)		EA	1	*	*	*	*	*	*	1	*	47	26
PH	5305-782-9489	SCREW, CAP, HEXAGON HEAD: TIMING GEAR COVER, 3/8-16 THD SIZE, 2 IN. LG MS90728-66 (96906)		EA	1	*	*	*	*	*	*	1	*	47	27
PH	5305-269-3214	SCREW, CAP, HEXAGON HEAD: TIMING GEAR COVER, 3/8-16 THD SIZE, 1-1/2 IN. LG MS90725-64 (96906)		EA	1	REF	REF	REF	REF	REF	REF	REF	REF	47	28
PH	5306-263-7301	SCREW, CAP, HEXAGON HEAD: TIMING GEAR COVER, 3/8-16 THD SIZE, 7/8 IN. LG L1351 (11083)		EA	2	*	*	1	*	*	1	6	*	47	29
PH	5310-930-7014	WASHER, FLAT: TIMING GEAR COVER, 3/8 IN. SIZE 4B4278 (11083)		EA	8	*	*	*	*	*	*	2	*	47	30
PH	5310-441-5473	WASHER, FLAT: TIMING GEAR COVER, 3/8 IN. SIZE 6087 (19315)		EA	3	*	*	*	*	*	*	1	*	47	31

SMR CODE	FEDERAL STOCK NUMBER	DESCRIPTION  REF NUMBER & MFR CODE	USABLE ON CODE	UNIT OF MEAS	QTY INC IN UNIT	30-DAY DS MAINT ALLOWANCE			30-DAY GS MAINT ALLOWANCE			1-YR ALWPER 100 EQUIP CNTGCTY	DEPOT MAINT ALWPER 100 EQUIP	ILLUSTRATION	
						1-20	21-50	51-100	1-20	21-50	51-100			FIGURE NO.	ITEM NO.
PF	5310-725-7382	NUT, PLAIN, HEXAGON: COVERS AND MOUNTING GROUP, 3/8-24 THD SIZE 1B4203 (11083)		EA	4	1	1	2	1	1	2	24	48	47	32
X2H		COVER: COVERS AND MOUNTING GROUP 2N2753 (11083)		EA	1									47	33
X1	2815-858-6182	GASKET, COVER: COVERS AND MOUNTING GROUP 9H4891 (11083)		EA	1									47	34
PF	5307-426-2867	STUD, COVER: COVERS AND MOUNTING GROUP L1392 (11083)		EA	4	*	*	*	*	*	*	2	*	47	35
X2H		COVER, TIMING GEAR: COVERS AND TIMING GROUP 7L6958 (11083)		EA	1									47	36
X1		GASKET: TIMING GEAR COVER 7L7053 (11083)		EA	1									47	37
PH	5306-260-4508	SCREW, CAP, HEXAGON HEAD: TIMING GEAR PLATE, 3/8-16 THD SIZE, 1 IN. LG S1594 (11083)		EA	6	REF	REF	REF	REF	REF	REF	REF	REF	47	38
X1		PLATE, LOCK: TIMING GEAR PLATE 9S3187 (11083)		EA	1									47	39
X1		PLATE, LOCK: TIMING GEAR PLATE 9S3188 (11083)		EA	1									47	40
X2H		PLATE: TIMING GEAR 7L9465 (11083)		EA	1									47	41
X1		GASKET: TIMING GEAR PLATE 7L7084 (11083)		EA	1									47	42

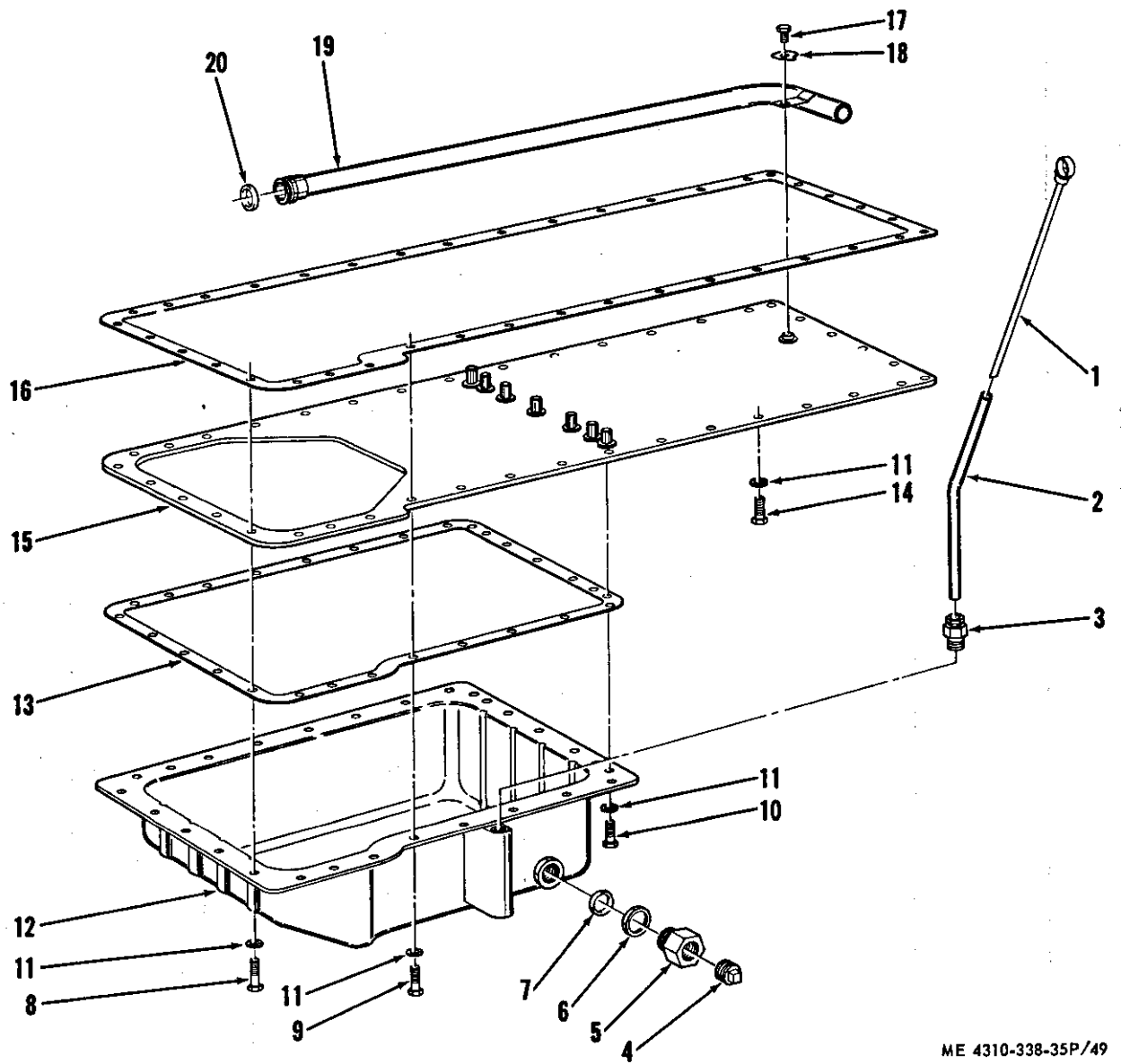


ME 4310-338-35P/48

Figure 48. Flywheel, flywheel housing and mounting group.

SMR CODE	FEDERAL STOCK NUMBER	DESCRIPTION REF NUMBER & MFR CODE	USABLE ON CODE	UNIT OF MEAS	QTY INC IN UNIT	30-DAY DS MAINT ALLOWANCE			30-DAY GS MAINT ALLOWANCE			1-YR ALW PER 100 EQUIP CNTGCTY	DEPOT MAINT ALW PER 100 EQUIP	ILLUSTRATION		
						1-20	21-50	51-100	1-20	21-50	51-100			FIGURE NO.	ITEM NO.	
		GROUP 48 - FLYWHEEL, FLYWHEEL HOUSING, AND MOUNTING GROUP														
PF	5310-763-8920	NUT, PLAIN, HEXAGON: ENGINE MOUNTING 5/8-11 THD SIZE MS51967-20 (96906)		EA	4	REF	REF	REF	REF	REF	REF	REF	REF	48	1	
PF	5310-017-8627	WASHER, LOCK: ENGINE MOUNTING 5/8 IN. SIZE, INTERNAL-EXTERNAL TOOTH 4028-34-00 (78189)		EA	8	REF	REF	REF	REF	REF	REF	REF	REF	48	2	
X2F		PLATE, BACK-UP: ENGINE MOUNTING 62955 (16004)		EA	2									48	3	
PF	5305-051-0827	SCREW, CAP, HEXAGON HEAD: ENGINE MOUNTING 5/8-11 THD SIZE, 2 IN. LG MS90725-164 (96906)		EA	8	REF	REF	REF	REF	REF	REF	REF	REF	48	4	
PF	3120-138-0247	BUSHING: COMPRESSOR TO FLYWHEEL 48466 (16004)		EA	8	2	3	7	2	3	7	80	400	48	5	
P2F	5215-137-3483	PIN, COUPLING: COMPRESSOR TO FLYWHEEL 48465 (16004)		EA	8	*	*	*	*	*	*	5	5	48	6	
X2F		STRAP, LOCKING: COMPRESSOR TO FLYWHEEL 49599 (16004)		EA	4									48	7	
PF	5306-275-5012	SCREW, CAP, HEXAGON HEAD: REAR ENGINE SUPPORT 5/8-11 THD SIZE, 1-1/2 IN. LG S1566 (11083)		EA	8	REF	REF	REF	REF	REF	REF	REF	REF	48	8	
PF	5310-045-5001	WASHER, LOCK: REAR ENGINE SUPPORT 5/8 IN. SIZE MS35340-50 (96906)		EA	8	REF	REF	REF	REF	REF	REF	REF	REF	48	9	
X2F		SUPPORT, ENGINE, REAR: ENGINE MOUNTING 3L9120 (11083)		EA	2									48	10	
AF		FLYWHEEL GROUP: FLYWHEEL, FLYWHEEL HOUSING, AND MOUNTING GROUP 8L5078 (11083)		EA	1											
PF	5305-726-2553	SCREW, CAP, HEXAGON HEAD: FLYWHEEL GROUP, 5/8-11 THD SIZE, 2-1/2 IN. LG MS90727-166 (96906)		EA	9	*	1	1	*	1	1	12	20	48	11	
PF	2990-920-6755	PLATE, LOCK: FLYWHEEL GROUP 1M7341 (11083)		EA	1	*	*	*	*	*	*	5	10	48	12	
P2F	3815-477-9447	FLYWHEEL ASSEMBLY: FLYWHEEL GROUP 3R8029 (11083)		EA	1	*	*	*	*	*	*	2	2			
X1		FLYWHEEL: FLYWHEEL ASSEMBLY 3R8030 (11083)		EA	1									48	13	
PF	3020-470-6349	GEAR, RING: FLYWHEEL ASSEMBLY 8L4860 (11083)		EA	1	*	*	*	*	*	*	5	10	48	14	

SMR CODE	FEDERAL STOCK NUMBER	DESCRIPTION REF NUMBER & MFR CODE	USABLE ON CODE	UNIT OF MEAS	QTY INC IN UNIT	30-DAY DS MAINT ALLOWANCE			30-DAY GS MAINT ALLOWANCE			1-YR ALWPER 100 EQUIP CNTGCV	DEPOT MAINT ALWPER 100 EQUIP	ILLUSTRATION	
						1-20	21-50	51-100	1-20	21-50	51-100			FIGURE NO.	ITEM NO.
PF	5306-273-6357	SCREW, CAP, HEXAGON HEAD: FLYWHEEL HOUSING, 1/2-13 THD SIZE, 2 IN. LG 1A1460 (11083)		EA	9	REF	REF	REF	REF	REF	REF	REF	REF	48	15
PF	5306-814-8960	SCREW, CAP, HEXAGON HEAD: FLYWHEEL HOUSING, 1/2-13 THD SIZE, 2-1/2 IN. LG 9S1366 (11083)		EA	4	REF	REF	REF	REF	REF	REF	REF	REF	48	16
PF	5310-584-5272	WASHER, LOCK, SPLIT: FLYWHEEL HOUSING, 1/2 IN. SIZE MS35338-10 (96906)		EA	13	REF	REF	REF	REF	REF	REF	REF	REF	48	17
X2F		HOUSING, FLYWHEEL: FLYWHEEL, FLYWHEEL HOUSING, AND MOUNTING GROUP 7L406 (11083)		EA	1									48	18
PO	5305-543-4372	SCREW, CAP, HEXAGON HEAD: COVER PLATE, 3/8-16 THD SIZE, 3/4 IN. LG MS90728-58 (96906)		EA	4	REF	REF	REF	REF	REF	REF	REF	REF	48	19
PO	5314-514-6849	WASHER, LOCK, SPLIT: COVER PLATE, 3/8 IN. SIZE 3B4506 (11083)		EA	6	REF	REF	REF	REF	REF	REF	REF	REF	48	20
X20		PLATE, COVER: FLYWHEEL HOUSING 5L2908 (11083)		EA	1									48	21
PO	5306-260-4508	SCREW, CAP, HEXAGON HEAD: COVER PLATE, 3/8-16 THD SIZE, 1 IN. LG S1594 (11083)		EA	2	REF	REF	REF	REF	REF	REF	REF	REF	48	22
P20	5340-413-0070	CLAMP, HOSE: COVER PLATE 900729-8 (01276)		EA	1	REF	REF	REF	REF	REF	REF	REF	REF	48	23
X20	2805-423-9151	PLATE, COVER: FLYWHEEL HOUSING 3B817 (11083)		EA	1									48	24
X2F		POINTER, TIMING: FLYWHEEL HOUSING 4L3814 (11083)		EA	1									48	25
P2F	5365-449-2597	PLUG, CUP, METAL: FLYWHEEL HOUSING 3S8313 (11083)		EA	1	*	*	*	*	*	*	5	5	48	26
PF	4730-287-3279	PLUG, PIPE: FLYWHEEL HOUSING, 1/4-18 NPT HEXAGON HEAD 5M6213 (11083)		EA	1	*	*	*	*	*	*	1	*	48	27
PO	4730-427-5121	PLUG, PIPE: FLYWHEEL HOUSING, 3/8-18 NPT HEXAGON HEAD 3J5390 (11083)		EA	1	*	*	*	*	*	*	1	*	48	28
PO		PLUG, PIPE: FLYWHEEL HOUSING, 3/4-14 NPT 3M7045 (11083)		EA	1	*	*	*	*	*	*	1	*	48	29
PF	5330-074-3600	GASKET, MOUNTING: FLYWHEEL HOUSING 9H5921 (11083)		EA	1	*	*	*	*	*	*	5	*	48	30



ME 4310-338-35P/49

Figure 49. Oil pan group.

SMR CODE	FEDERAL STOCK NUMBER	DESCRIPTION REF NUMBER & MFR CODE	USABLE ON CODE	UNIT OF MEAS	QTY INC IN UNIT	30-DAY DS MAINT ALLOWANCE			30-DAY GS MAINT ALLOWANCE			1-YR ALWPER 100 EQUIP CNTGCTY	DEPOT MAINT ALWPER 100 EQUIP	ILLUSTRATION		
						1-20	21-50	51-100	1-20	21-50	51-100			FIGURE NO.	ITEM NO.	
		GROUP 49 - OIL PAN GROUP														
PO	6680-401-1708	GAGE, OIL LEVEL: OIL PAN GROUP 2N1437 (11083)		EA	1	*	*	1	*	*	1	6	10	49	1	
X20		TUBE ASSEMBLY: OIL LEVEL GAGE 7L494 (11083)		EA	1									49	2	
P20	4730-401-8098	FITTING, TUBE: OIL LEVEL GAGE 48933-500 (30327)		EA	1	*	*	*	*	*	*	2	2	49	3	
PO		PLUG, PIPE: OIL DRAIN, OIL PAN ASSEMBLY, 3/4-14 NPT 3M7045 (11083)		EA	1	*	*	*	*	*	*	1	*	49	4	
PO	<del>3120-137-3173</del>	BUSHING: OIL DRAIN, OIL PAN ASSEMBLY 3R7117 (11083)		EA	1	*	*	*	*	*	*	1	*	49	5	
P20	<del>5310-137-4622</del>	WASHER, SPECIAL: OIL DRAIN, OIL PAN ASSEMBLY 1S3889 (11083)		EA	1	*	*	*	*	*	*	2	2	49	6	
PO	5330-913-8878	PACKING, PREFORMED: OIL DRAIN, OIL PAN ASSEMBLY 8M4432 (11083)		EA	1	1	1	2	1	1	2	24	*	49	7	
PF	5305-542-9003	SCREW, CAP, HEXAGON HEAD: OIL PAN ASSEMBLY, 3/8-16 THD SIZE, 1-3/8 IN. LG 3B1915 (11083)		EA	7	*	*	*	*	*	*	2	*	49	8	
PF	5306-637-4956	SCREW, CAP, HEXAGON HEAD: OIL PAN ASSEMBLY, 3/8-16 THD SIZE, 1-1/4 IN. LG 51588 (11083)		EA	13	REF	REF	REF	REF	REF	REF	REF	REF	49	9	
PF	5306-423-8194	SCREW, CAP, HEXAGON HEAD: OIL PAN ASSEMBLY, 3/8-16 THD SIZE, 1-1/8 IN. LG 1A2029 (11083)		EA	8	REF	REF	REF	REF	REF	REF	REF	REF	49	10	
PF	5310-514-6849	WASHER, LOCK, SPLIT: OIL PAN ASSEMBLY, 3/8 IN. SIZE 3B4506 (11083)		EA	46	REF	REF	REF	REF	REF	REF	REF	REF	49	11	
X2F		OIL PAN ASSEMBLY: OIL PAN GROUP 7L7559 (11083)		EA	1									49	12	
X1		GASKET: OIL PAN ASSEMBLY 8S1965 (11083)		EA	1									49	13	
PF	5306-263-7301	SCREW, PAN, HEXAGON HEAD: PLATE ASSEMBLY, 3/8-16 THD SIZE, 7/8 IN. LG L1351 (11083)		EA	18	REF	REF	REF	REF	REF	REF	REF	REF	49	14	
X2F		PLATE ASSEMBLY: OIL PAN GROUP 8S1961 (11083)		EA	1									49	15	
X1	5330-074-3603	GASKET: PLATE ASSEMBLY 4M2969 (11083)		EA	1									49	16	
PF	5306-426-5062	SCREW, CAP, HEXAGON HEAD: TUBE ASSEMBLY, 3/8-16 THD SIZE, 1/2 IN. LG 4F4879 (11083)		EA	1	*	*	*	*	*	*	1	*	49	17	



SMR CODE	FEDERAL STOCK NUMBER	DESCRIPTION REF NUMBER & MFR CODE	USABLE ON CODE	UNIT OF MEAS	QTY INC IN UNIT	30-DAY DS MAINT ALLOWANCE			30-DAY GS MAINT ALLOWANCE			1-YR ALWPER 100 EQUIP CNTGCTY	DEPOT MAINT ALWPER 100 EQUIP	ILLUSTRATION	
						1-20	21-50	51-100	1-20	21-50	51-100			FIGURE NO.	ITEM NO.
X1	2930-365-2152	PLATE, LOCK: TUBE ASSEMBLY L364 (11083)		EA	1									49	18
P2F	4710-493-2856	TUBE ASSEMBLY: OIL PAN GROUP, SCAVENGE PUMP 8SS01 (11083)		EA	1	*	*	*	*	*	*	2	2	49	19
X1	5330-828-9787	PACKING, PREFORMED: TUBE ASSEMBLY 9H6067 (11083)		EA	1									49	20

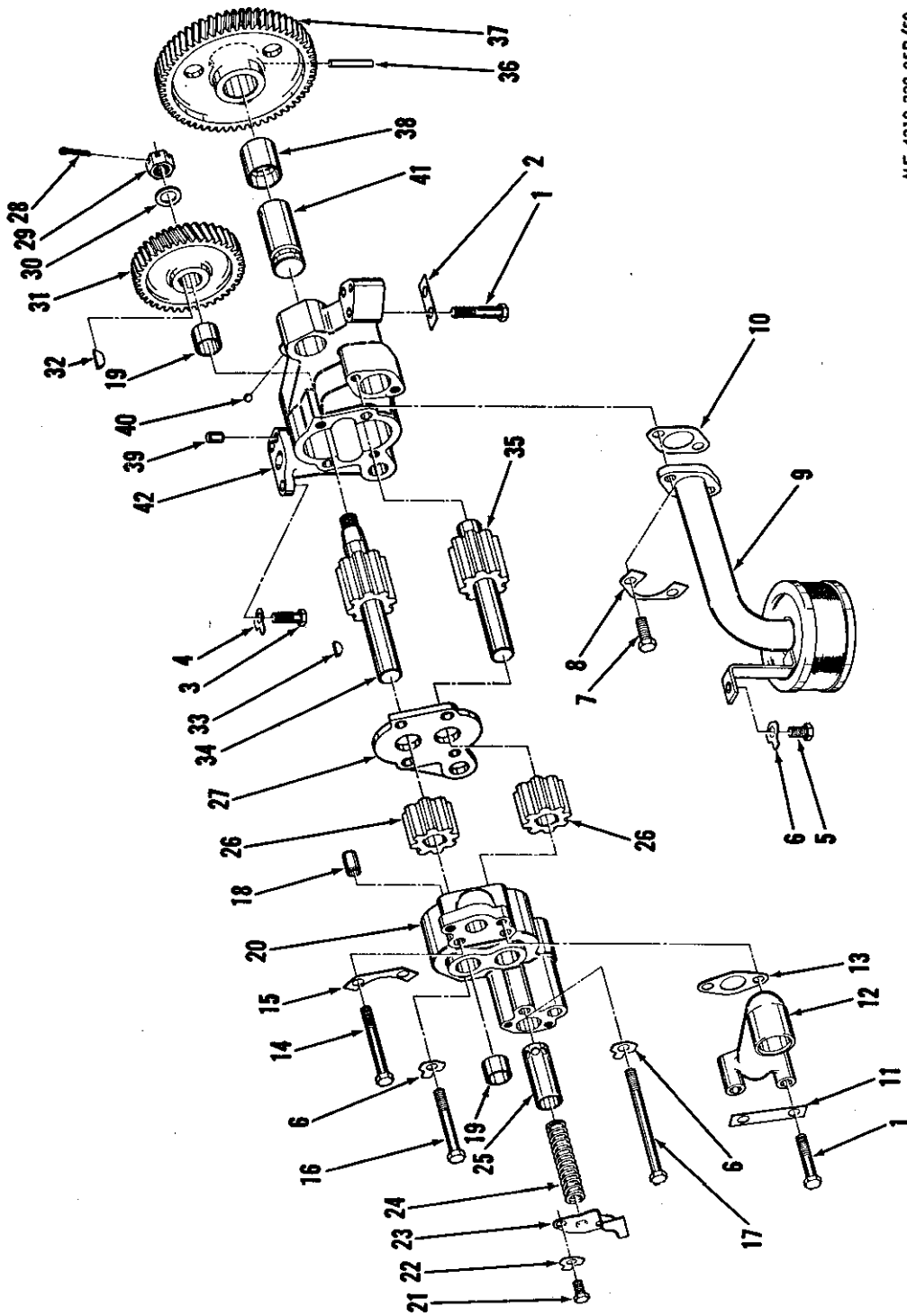
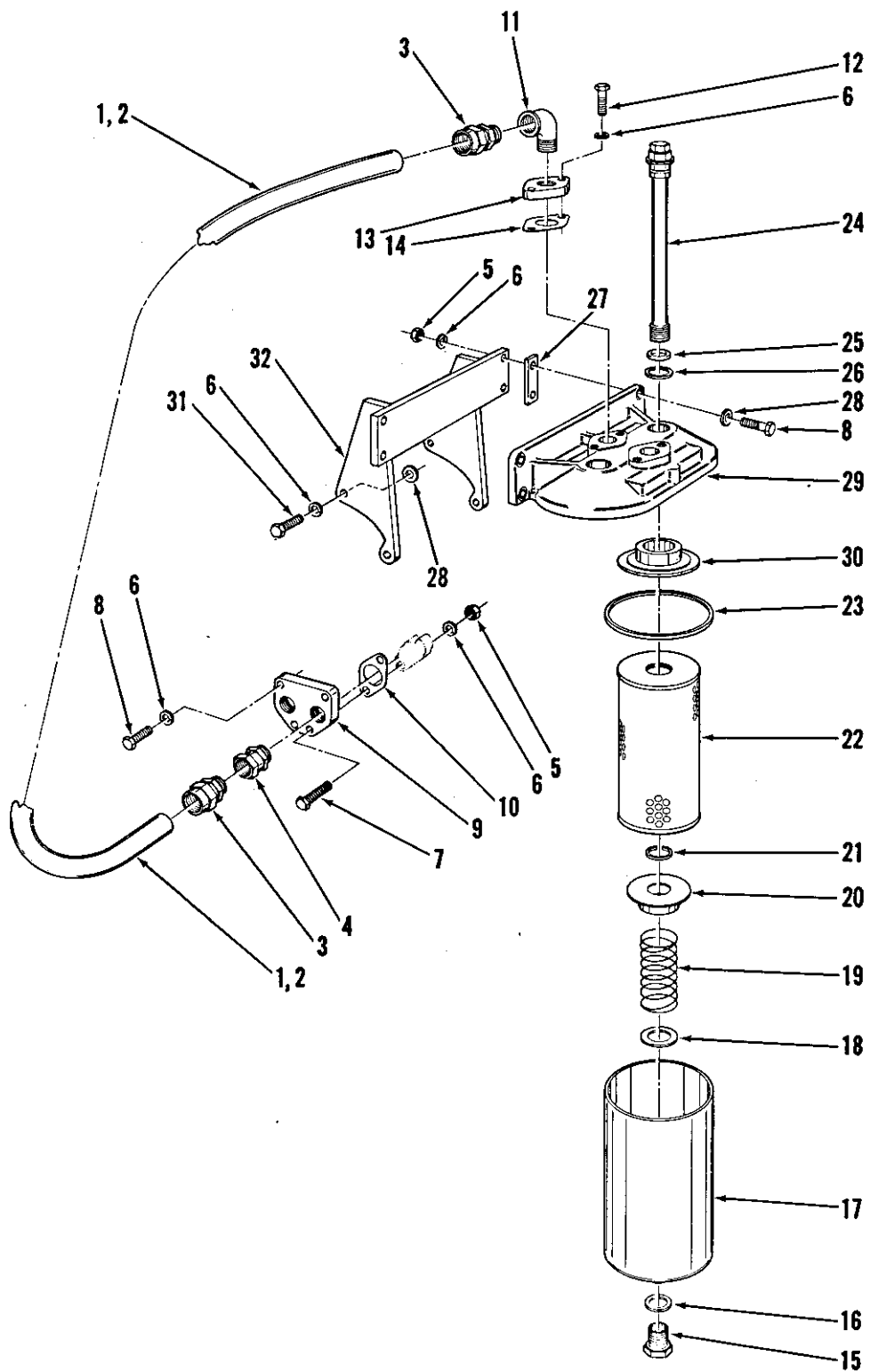


Figure 50. Oil pump group.

SMR CODE	FEDERAL STOCK NUMBER	DESCRIPTION REF NUMBER & MFR CODE	USABLE ON CODE	UNIT OF MEAS	QTY INC IN UNIT	30-DAY DS MAINT ALLOWANCE			30-DAY GS MAINT ALLOWANCE			1-YR ALWPER 100 EQUIP CNTGCTY	DEPOT MAINT ALWPER 100 EQUIP	ILLUSTRATION	
						1-20	21-50	51-100	1-20	21-50	51-100			FIGURE NO.	ITEM NO.
PH	5305-782-9489	GROUP 50 - OIL PUMP GROUP SCREW, CAP, HEXAGON HEAD: OIL PUMP GROUP, 3/8-16 THD SIZE, 2 IN. LG MS90728-66 (96906)		EA	2	REF	REF	REF	REF	REF	REF	REF	REF	50	1
X1	2940-423-8146	LOCK, RETAINING: OIL PUMP GROUP T329 (11083)		EA	1									50	2
PO	5306-423-8194	SCREW, CAP, HEXAGON HEAD: OIL PUMP GROUP, 3/8-16 THD SIZE, 1-1/8 IN. LG 1A2029 (11083)		EA	2	REF	REF	REF	REF	REF	REF	REF	REF	50	3
X1	5340-923-6932	PLATE, LOCK: OIL PUMP GROUP 7H1861 (11083)		EA	2									50	4
PF	5305-423-8136	SCREW, CAP, HEXAGON HEAD: OIL PUMP GROUP, 3/8-16 THD SIZE, 5/8 IN. LG T102 (11083)		EA	1	*	*	*	*	*	*	1	*	50	5
X1	2930-365-2152	PLATE, LOCK: OIL PUMP GROUP L364 (11083)		EA	1									50	6
AF		OIL PUMP GROUP: 8S5022 (11083)		EA	1										
PH	5306-260-4508	SCREW, CAP, HEXAGON HEAD: BELL ASSEMBLY, 3/8-16 THD SIZE, 1 IN. LG S1594 (11083)		EA	2	REF	REF	REF	REF	REF	REF	REF	REF	50	7
X1		LOCK, RETAINING: BELL ASSEMBLY 8S8874 (11083)		EA	1									50	8
P2F	2815-460-6547	BELL ASSEMBLY: OIL PUMP GROUP 855015 (11083)		EA	1	*	*	*	*	*	*	2	2	50	9
X1	5330-074-3527	GASKET: BELL ASSEMBLY 8M904 (11083)		EA	1									50	10
X1	2530-948-6464	PLATE, LOCK: ELBOW, OIL PUMP GROUP 6H4208 (11083)		EA	1									50	11
X2F		ELBOW, SCAVENGE LINE: OIL PUMP GROUP 8S1926 (11083)		EA	1									50	12
PH	5305-782-9489	SCREW, CAP, HEXAGON HEAD: ELBOW, OIL PUMP GROUP, 3/8-16 THD SIZE, 2 IN. LG MS90728-66 (96906)		EA	2	REF	REF	REF	REF	REF	REF	REF	REF	50	1
X1	5330-074-3586	GASKET: ELBOW, OIL PUMP GROUP 7H1796 (11083)		EA	1									50	13
PFR	2815-176-3730	OIL PUMP ASSEMBLY: OIL PUMP GROUP 7S9461 (11083)		EA	1	*	*	1	*	*	1	6	10		
PH	5306-426-2865	SCREW, CAP, HEXAGON HEAD: BODY ASSEMBLY, 3/8-16 SIZE, 3-1/4 IN. LG L1352 (11083)		EA	2	*	*	*	*	*	*	1	*	50	14
X1		PLATE, LOCK: BODY ASSEMBLY 8S8871 (11083)		EA	1									50	15

SMR CODE	FEDERAL STOCK NUMBER	DESCRIPTION REF NUMBER & MFR CODE	USABLE ON CODE	UNIT OF MEAS	QTY INC IN UNIT	30-DAY DS MAINT ALLOWANCE			30-DAY GS MAINT ALLOWANCE			1-YR AL WPER 100 EQUIP CNTGCCY	DEPOT MAINT ALWPER 100 EQUIP	ILLUSTRATION	
						1-20	21-50	51-100	1-20	21-50	51-100			FIGURE NO.	ITEM NO.
						REF	REF	REF	REF	REF	REF				
PF	5306-426-2932	SCREW, CAP, HEXAGON HEAD: BODY ASSEMBLY, 3/8-16 THD SIZE, 3 IN. LG S1619 (11083)		EA	1	REF	REF	REF	REF	REF	REF	REF	REF	50	16
PH	5305-426-5300	SCREW, CAP, HEXAGON HEAD: BODY ASSEMBLY, 3/8-16 THD SIZE, 5 IN. LG 5B9603 (11083)		EA	1	*	*	*	*	*	*	1	*	50	17
X1	2930-365-2152	PLATE, LOCK: BODY ASSEMBLY L364 (11083)		EA	1									50	6
X2H		BODY ASSEMBLY: OIL PUMP ASSEMBLY 85488 (11083)		EA	1										
X2H	5315-760-7417	PIN, STRAIGHT HEADLESS: BODY ASSEMBLY 1M3735 (11083)		EA	2									50	18
PH	3120-440-8463	BEARING: BODY ASSEMBLY 8S6511 (11083)		EA	2	*	1	1	*	1	1	12	50	50	19
X1		BODY, OIL BYPASS: BODY ASSEMBLY 8S487 (11083)		EA	1									50	20
PF	5306-814-8967	SCREW, CAP, HEXAGON HEAD: OIL BYPASS COVER, 5/16-18 THD SIZE, 5/8 IN. LG 2H3755 (11083)		EA	2	*	*	*	*	*	*	1	*	50	21
X1	2815-423-8767	PLATE, LOCK: OIL BYPASS COVER 2A5328 (11083)		EA	1									50	22
X2F		COVER, OIL BYPASS: OIL PUMP ASSEMBLY 85496 (11083)		EA	1									50	23
PF	5360-455-2793	SPRING, OIL BYPASS: OIL PUMP ASSEMBLY 1S3921 (11083)		EA	1	*	*	1	*	*	1	6	10	50	24
P2F	5340-248-6458	PLUNGER, OIL BYPASS: OIL PUMP ASSEMBLY 2S9529 (11083)		EA	1	*	*	*	*	*	*	2	2	50	25
PH	3020-460-6696	GEAR, SCAVENGE: OIL PUMP ASSEMBLY 85491 (11083)		EA	2	*	1	1	*	1	1	12	20	50	26
PH	2815-731-9470	PLATE, SPACER: OIL PUMP ASSEMBLY 85486 (11083)		EA	1	*	*	1	*	*	1	6	25	50	27
PH	5315-839-5822	PIN, COTTER: OIL PUMP ASSEMBLY, 1/8 IN. DIA, 1 IN. LG MS24665-353 (96906)		EA	1	*	*	*	*	*	*	1	*	50	28
PH	5310-087-6864	NUT, SLOTTED, HEXAGON: OIL PUMP ASSEMBLY, 5/8-18 THD SIZE 3B6734 (11083)		EA	1	*	*	*	*	*	*	1	*	50	29
PH		WASHER, FLAT: OIL PUMP ASSEMBLY, 5/8 IN. SIZE MIL-W108STYPE A (81349)		EA	1	*	*	*	*	*	*	1	*	50	30
PH	3020-936-3972	GEAR, INPUT: OIL PUMP ASSEMBLY 85497 (11083)		EA	1	*	*	1	*	*	1	6	20	50	31

SMR CODE	FEDERAL STOCK NUMBER	DESCRIPTION REF NUMBER & MFR CODE	USABLE ON CODE	UNIT OF MEAS	QTY INC IN UNIT	30-DAY DS MAINT ALLOWANCE			30-DAY GS MAINT ALLOWANCE			1-YR ALWPER 100 EQUIP CNTGCTY	DEPOT MAINT ALWPER 100 EQUIP	ILLUSTRATION	
						1-20	21-50	51-100	1-20	21-50	51-100			FIGURE NO.	ITEM NO.
P2H	5315-616-5521	KEY, INPUT GEAR: OIL PUMP ASSEMBLY MS35756-13 (96906)		EA	1	*	*	*	*	*	*	3	3	50	32
P2H	5315-944-7035	KEY, SCAVENGE GEAR: OIL PUMP ASSEMBLY 8M5599 (11083)		EA	2	*	*	*	*	*	*	3	3	50	33
PH	2815-471-0162	SHAFT ASSEMBLY: OIL PUMP ASSEMBLY 9S3040 (11083)		EA	1	*	1	1	*	1	1	12	15	50	34
PH	2815-470-6352	SHAFT ASSEMBLY: OIL PUMP ASSEMBLY 8S493 (11083)		EA	1	*	1	1	*	1	1	12	20	50	35
PH	3020-460-6700	GEAR ASSEMBLY, IDLER: OIL PUMP ASSEMBLY 9S1179 (11083)		EA	1	*	*	1	*	*	1	6	6		
X1	5315-514-3189	DOWEL: GEAR ASSEMBLY TO BODY ASSEMBLY (NOTE: DOWEL PART OF 7S6309 SHAFT ASSEMBLY) 6F7172 (11083)		EA	1									50	36
X2H	2815-470-6351	BODY ASSEMBLY: OIL PUMP ASSEMBLY 8S485 (11083)		EA	1										
X1		GEAR, IDLER: IDLER GEAR ASSEMBLY 5S5084 (11083)		EA	1									50	37
PH	3120-440-8440	BEARING: IDLER GEAR ASSEMBLY 9S1160 (11083)		EA	1	*	*	1	*	*	1	6	10	50	38
P2H	5315-363-8794	DOWEL: BODY ASSEMBLY 1F1006 (11083)		EA	1	*	*	*	*	*	*	3	3	50	39
P2H	2520-949-1438	BALL, STEEL: BODY ASSEMBLY 4B9880 (11083)		EA	1	*	*	*	*	*	*	2	2	50	40
PH	3120-440-8463	BEARING, SLEEVE: BODY ASSEMBLY 8S6511 (11083)		EA	2	REF	REF	REF	REF	REF	REF	REF	REF	50	19
PH	2815-444-1584	SHAFT ASSEMBLY: BODY ASSEMBLY 7S6309 (11083)		EA	1	*	*	1	*	*	1	6	10	50	41
X1		BODY: BODY ASSEMBLY 8S484 (11083)		EA	1									50	42



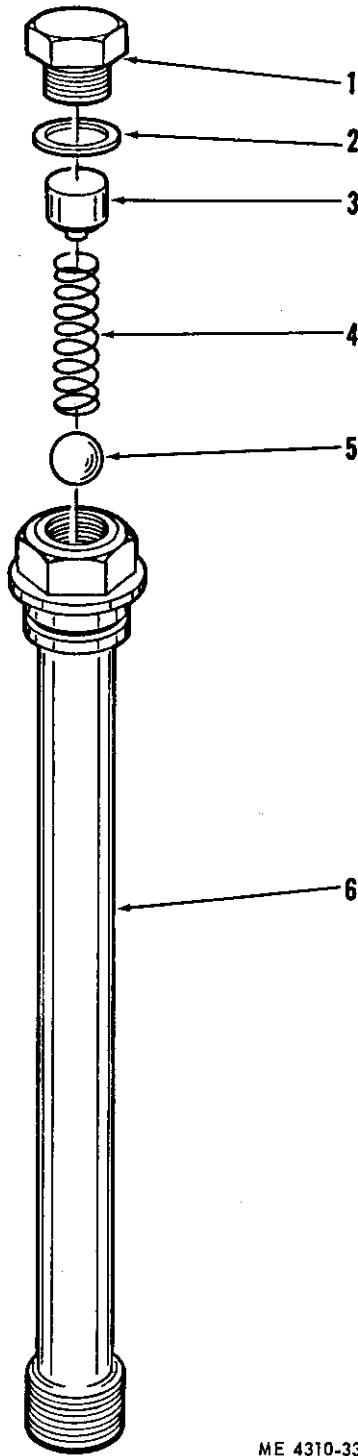
ME 4310-338-35P/51

Figure 51. Oil filter mounting group.

SMR CODE	FEDERAL STOCK NUMBER	DESCRIPTION REF NUMBER & MFR CODE	USABLE ON CODE	UNIT OF MEAS	QTY INC IN UNIT	30-DAY DS MAINT ALLOWANCE			30-DAY GS MAINT ALLOWANCE			1-YR ALWPER 100 EQUIP CNTGCTY	DEPOT MAINT ALWPER 100 EQUIP	ILLUSTRATION		
						1-20	21-50	51-100	1-20	21-50	51-100			FIGURE NO.	ITEM NO.	
AO		GROUP 51 - OIL FILTER AND MOUNTING GROUP		EA	1											
PO		OIL FILTER GROUP: 3R9743 (11083)		EA	1	*	9	9	*	9	9	18	30	51	1	
PO		HOSE: OIL FILTER TO OIL COOLER, 3/4 IN. I.D. X 1-1/4 IN. O.D., 32 IN. LG 7L7102 (11083)		EA	1	*	9	9	*	9	9	18	30	51	2	
PO	4730-137-1823	HOSE: OIL FILTER TO OIL COOLER, 3/4 IN. I.D. X 1-1/4 IN. O.D., 26 IN. LG 7L5806 (11083)		EA	1	*	9	9	*	9	9	18	30	51	2	
PO		COUPLING, HOSE: OIL FILTER TO OIL COOLER 12HR12MR (70434)		EA	4	*	6	6	*	6	6	12	20	51	3	
P20	4730-496-2700	ADAPTER, UNION: OIL FILTER TO OIL COOLER 60SA1212X12 (30327)		EA	2	*	*	*	*	*	*	3	3	51	4	
PO	5310-894-5145	NUT, PLAIN, HEXAGON: OIL FILTER GROUP, 3/8-16 THD SIZE 1D4717 (11083)		EA	6	REF	REF	REF	REF	REF	REF	REF	REF	51	5	
PO	5310-514-6849	WASHER, LOCK, SPLIT: OIL FILTER GROUP, 3/8 IN. SIZE 3B4506 (11083)		EA	12	REF	REF	REF	REF	REF	REF	REF	REF	51	6	
PO	5305-782-9489	SCREW, CAP, HEXAGON HEAD: OIL FILTER GROUP, 3/8-16 THD SIZE, 2 IN. LG MS90728-66 (96906)		EA	2	REF	REF	REF	REF	REF	REF	REF	REF	51	7	
PO	5305-269-3214	SCREW, CAP, HEXAGON HEAD: OIL FILTER GROUP, 3/8-16 THD SIZE, 1-1/2 IN. LG MS90725-64 (96906)		EA	6	REF	REF	REF	REF	REF	REF	REF	REF	51	8	
X20		PLATE, ADAPTER: OIL FILTER GROUP 3R7978 (11083)		EA	1									51	9	
PO		GASKET, ADAPTER PLATE: OIL FILTER GROUP 6L5362 (11083)		EA	2	*	1	1	*	1	1	12	*	51	10	
PO	4730-278-4236	ELBOW, STREET: OIL FILTER GROUP, 3/4 IN. NPT X 90° 3B6554 (11083)		EA	2	*	*	*	*	*	*	1	*	51	11	
PO	5305-423-9003	SCREW, CAP, HEXAGON HEAD: FLANGE, OIL FILTER GROUP, 3/8-16 THD SIZE, 1-3/8 IN. LG 3B1915 (11083)		EA	4	REF	REF	REF	REF	REF	REF	REF	REF	51	12	
X20		FLANGE: OIL FILTER GROUP 3R1059 (11083)		EA	2									51	13	
PO		GASKET, FLANGE: OIL FILTER GROUP 9L1480 (11083)		EA	2	*	1	1	*	1	1	12	20	51	14	
P20	5365-119-0627	PLUG, CASE ASSEMBLY: OIL FILTER GROUP 9L572 (11083)		EA	2	*	*	*	*	*	*	4	4	51	15	

SMR CODE	FEDERAL STOCK NUMBER	DESCRIPTION REF NUMBER & MFR CODE	USABLE ON CODE	UNIT OF MEAS	QTY INC IN UNIT	30-DAY DS MAINT ALLOWANCE			30-DAY GS MAINT ALLOWANCE			1-YR ALWPER 100 EQUIP CNTGCCY	DEPOT MAINT ALWPER 100 EQUIP	ILLUSTRATION	
						1-20	21-50	51-100	1-20	21-50	51-100			FIGURE NO.	ITEM NO.
PO	5330-921-7128	GASKET, PLUG, CASE ASSEMBLY: OIL FILTER GROUP 9F4522 (11083)		EA	2	1	2	4	1	2	4	50	*	51	16
X20		CASE ASSEMBLY: OIL FILTER GROUP 3R9742 (11083)		EA	2									51	17
PO	5310-209-4771	WASHER, FLAT: OIL FILTER GROUP, 1-9/32 IN. I.D., 2 IN. O.D. 6H411 (11083)		EA	2	*	*	*	*	*	*	1	*	51	18
PO	5340-1373/24	SPRING: OIL FILTER GROUP 9H7553 (11083)		EA	2	*	1	1	*	1	1	15	30	51	19
P20		RETAINER, SPRING: OIL FILTER GROUP 3R36 (11083)		EA	2	*	*	*	*	*	*	4	4	51	20
P20	2990-920-8279	RING, RETAINING: OIL FILTER GROUP 7M9107 (11083)		EA	2	*	*	*	*	*	*	4	4	51	21
PO	2940-580-6283	ELEMENT ASSEMBLY: OIL FILTER GROUP MS35802-3 (96906)		EA	2	120	252	514	120	252	514	6000	200	51	22
PO	5330-291-6681	GASKET, CASE ASSEMBLY: OIL FILTER GROUP 6F9163 (11083)		EA	2	120	252	514	120	252	514	6000	200	51	23
PO	2910-138-8257	RELIEF VALVE ASSEMBLY: OIL FILTER GROUP 3R38 (11083)		EA	2	*	1	1	*	1	1	12	20	51	24
PO	5330-914-5821	PACKING, PREFORMED: OIL FILTER GROUP 8M4445 (11083)		EA	2	1	2	4	1	2	4	50	200	51	25
PO	5340-262-9786	RING, SPACER: OIL FILTER GROUP, 1-1/8 IN. I.D., 1-1/2 IN. O.D. 1H4147 (11083)		EA	2	*	*	*	*	*	*	1	*	51	26
X20		SPACER, BASE MOUNTING: OIL FILTER GROUP 2D8422 (11083)		EA	2									51	27
PO	5310-441-5473	WASHER, FLAT: OIL FILTER GROUP, 3/8 IN. SIZE 6087 (19315)		EA	8	REF	REF	REF	REF	REF	REF	REF	REF	51	28
X20		BASE ASSEMBLY: OIL FILTER GROUP 3R7062 (11083)		EA	1										
X1		BASE: BASE ASSEMBLY 9L1680 (11083)		EA	1									51	29
X1		ADAPTER: BASE ASSEMBLY 3R39 (11083)		EA	2									51	30
PO	5305-269-3215	SCREW, CAP, HEXAGON HEAD: OIL FILTER GROUP, 3/8-16 THD SIZE, 1-3/4 IN. LG MS90725-65 (96906)		EA	4	REF	REF	REF	REF	REF	REF	REF	REF	51	31
X20		BRACKET: OIL FILTER GROUP 3R7979 (11083)		EA	1									51	32

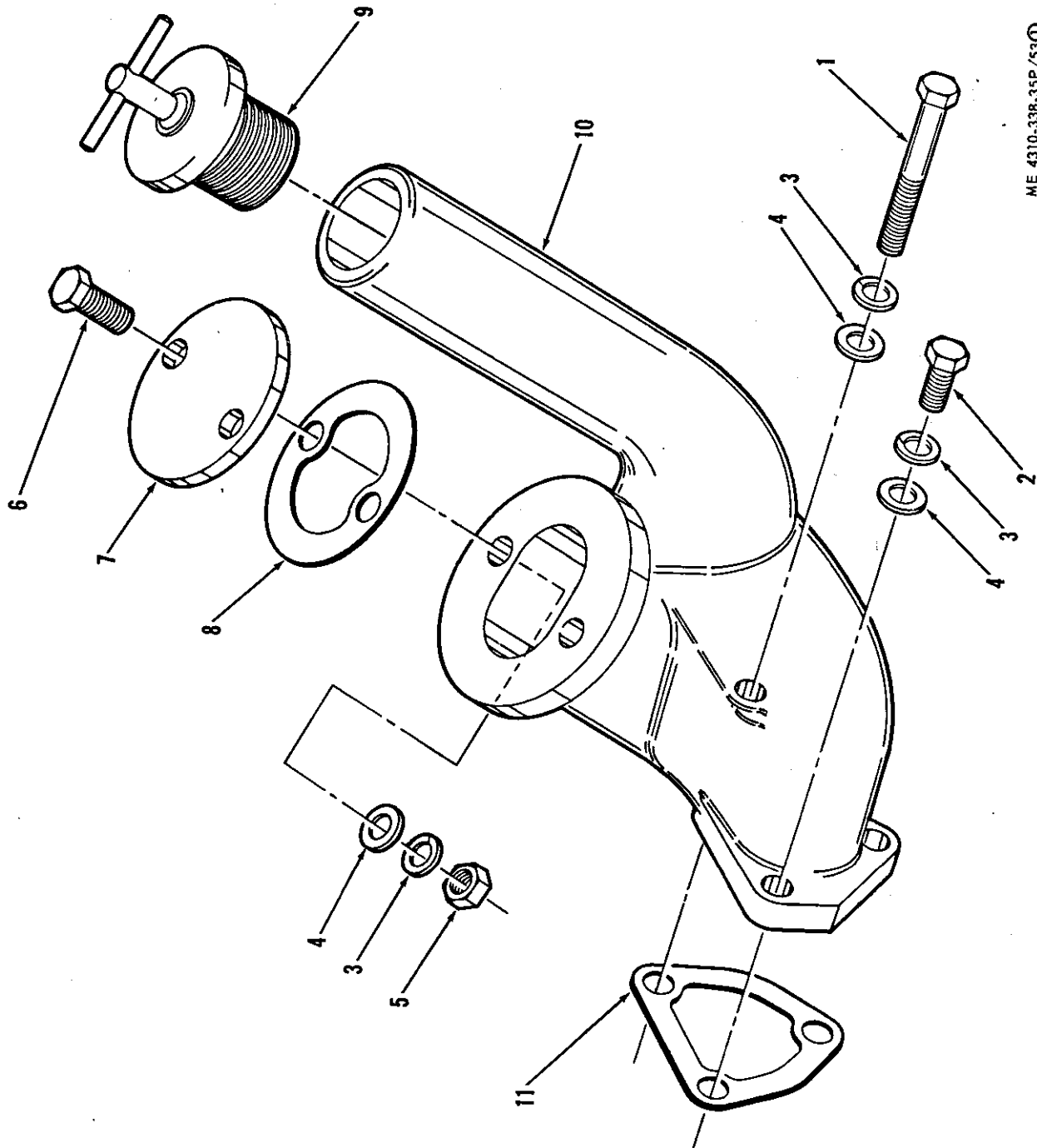




ME 4310-338-35P/52

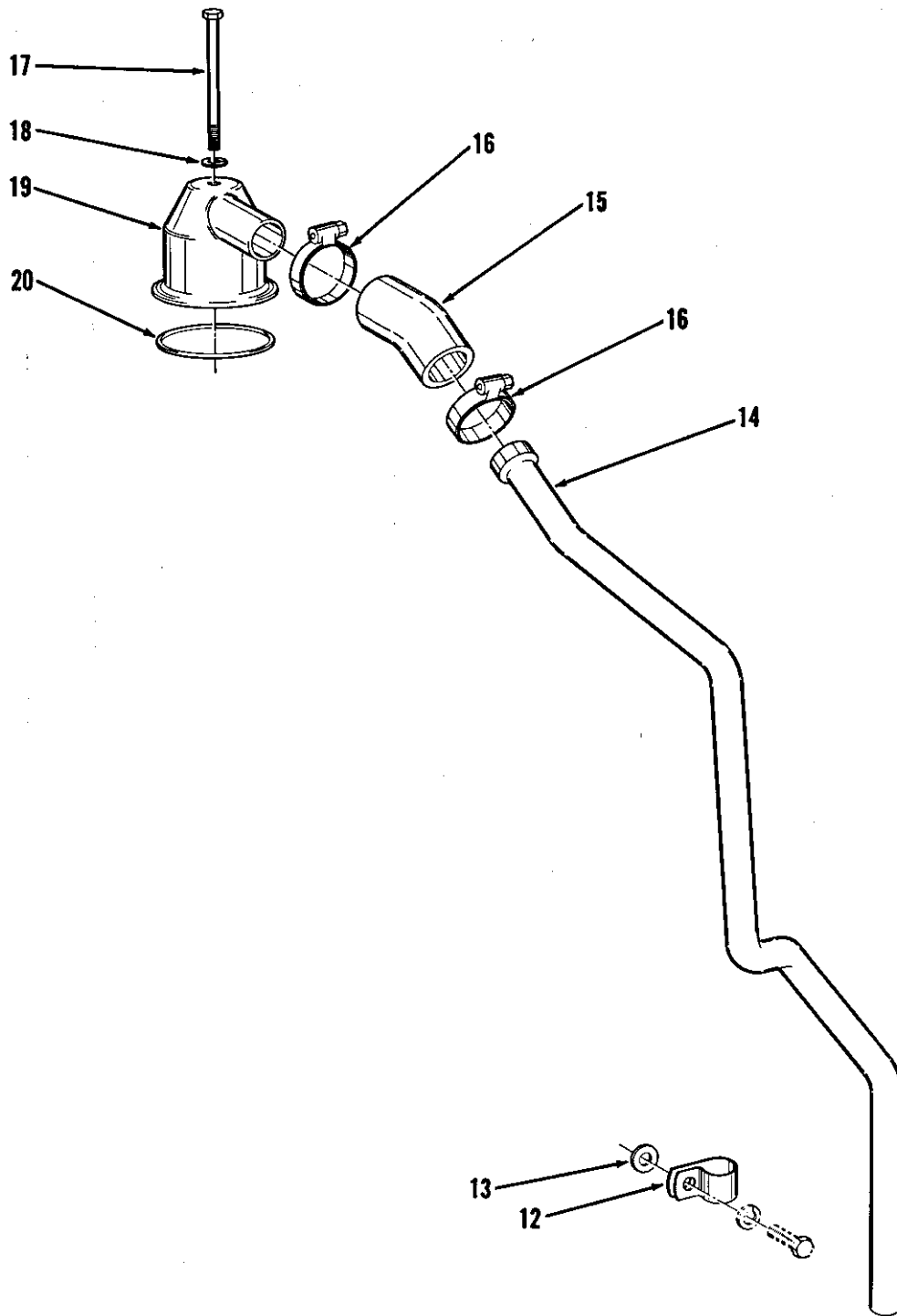
Figure 52. Relief valve assembly group.

SMR CODE	FEDERAL STOCK NUMBER	DESCRIPTION REF NUMBER & MFR CODE	USABLE ON CODE	UNIT OF MEAS	QTY INC IN UNIT	30-DAY DS MAINT ALLOWANCE			30-DAY GS MAINT ALLOWANCE			1-YR AL WPER 100 EQUIP CNTGCT	DEPOT MAINT AL WPER 100 EQUIP	ILLUSTRATION		
						1-20	21-50	51-100	1-20	21-50	51-100			FIGURE NO.	ITEM NO.	
		GROUP 52 - RELIEF VALVE ASSEMBLY GROUP														
		RELIEF VALVE ASSEMBLY: SEE FIGURE 51, ITEM 24		REF	REF	REF	REF	REF	REF	REF	REF	REF	REF			
X1		SCREW, CAP, HEXAGON HEAD: RELIEF VALVE ASSEMBLY, 3/4-16 THD SIZE, SPECIAL 3R3952 (11083)		EA	1									52	1	
PO	5340-141-1595	RING, SPACER: RELIEF VALVE ASSEMBLY 2A1913 (11083)		EA	1	*	1	2	*	1	2	25	50	52	2	
X1	2940-389-6137	RETAINER: RELIEF VALVE ASSEMBLY 1H4143 (11083)		EA	1									52	3	
PO	2940-664-4194	SPRING: RELIEF VALVE ASSEMBLY 9F6705 (11083)		EA	1	*	1	2	*	1	2	20	40	52	4	
PO	3110-100-6160	BALL, STEEL: 1/2 IN. DIA, RELIEF VALVE ASSEMBLY 6B8208 (11083)		EA	1	*	1	2	*	1	2	20	40	52	5	
X1		BODY: RELIEF VALVE ASSEMBLY 3R37 (11083)		EA	1									52	6	



ME 4310-338-35P/53①

Figure 53. Oil filler and breather group (sheet 1 of 2).

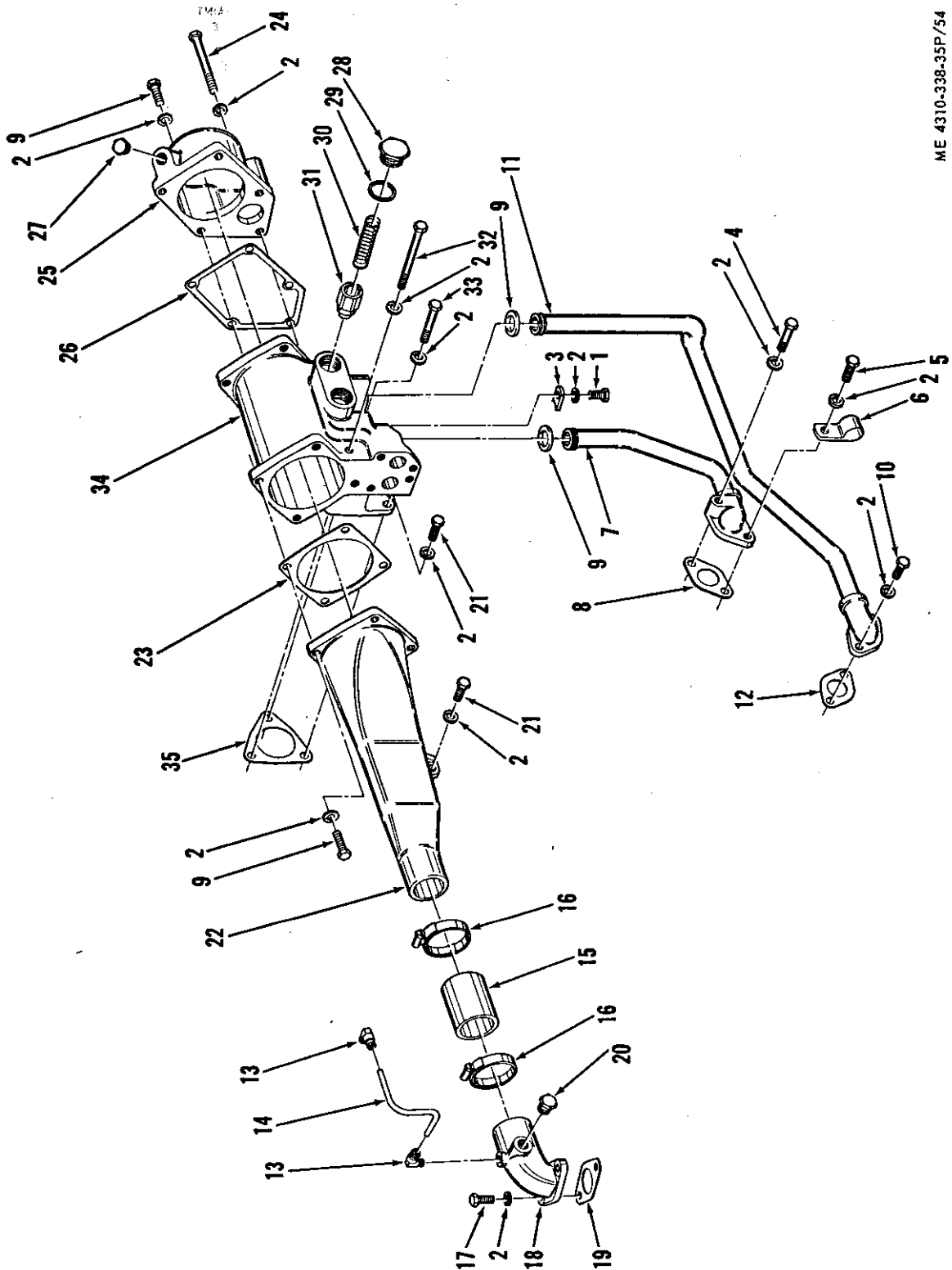


ME 4310-338-35P/53②

Figure 53. Oil filler and breather group (sheet 2 of 2).

SMR CODE	FEDERAL STOCK NUMBER	DESCRIPTION REF NUMBER & MFR CODE	USABLE ON CODE	UNIT OF MEAS	QTY INC IN UNIT	30-DAY DS MAINT ALLOWANCE			30-DAY GS MAINT ALLOWANCE			1-YR ALWPER 100 EQUIP CNTGNCY	DEPOT MAINT ALWPER 100 EQUIP	ILLUSTRATION		
						1-20	21-50	51-100	1-20	21-50	51-100			FIGURE NO.	ITEM NO.	
AO		GROUP 53 - OIL FILLER AND BREATHER GROUP OIL FILLER AND BREATHER GROUP: 5R1502 (11083)		EA	1											
PO	5306-240-0797	SCREW, CAP, HEXAGON HEAD: ELBOW, OIL FILLER, 3/8-16 THD SIZE, 2-3/4 IN. LG T573 (11083)		EA	1	REF	REF	REF	REF	REF	REF	REF	REF	53	1	
PO	5306-423-8194	SCREW, CAP, HEXAGON HEAD: ELBOW, OIL FILLER, 3/8-16 THD SIZE, 1-1/8 IN. SIZE 1A2029 (11083)		EA	2	REF	REF	REF	REF	REF	REF	REF	REF	53	2	
PO	5310-514-6849	WASHER, LOCK, SPLIT: ELBOW, OIL FILLER, 3/8 IN. SIZE 3B4506 (11083)		EA	5	REF	REF	REF	REF	REF	REF	REF	REF	53	3	
P20	5310-205-8984	WASHER, FLAT: ELBOW, OIL FILLER, 3/8 IN. SIZE 5B3850 (11083)		EA	5	REF	REF	REF	REF	REF	REF	REF	REF	53	4	
PO	5310-894-5145	NUT, HEXAGON: COVER, OIL FILLER ELBOW, 3/8-16 THD SIZE 1D4717 (11083)		EA	2	REF	REF	REF	REF	REF	REF	REF	REF	53	5	
PO	5306-637-4956	SCREW, CAP, HEXAGON HEAD: COVER, OIL FILLER ELBOW, 3/8-16 THD SIZE, 1-1/4 IN. LG S1588 (11083)		EA	2	REF	REF	REF	REF	REF	REF	REF	REF	53	6	
X20		COVER: ELBOW, OIL FILLER 4L6269 (11083)		EA	1									53	7	
PO		GASKET: COVER, OIL FILLER ELBOW 4L8231 (11083)		EA	1	*	1	1	*	1	1	12	*	53	8	
PO	2940-725-3360	CAP ASSEMBLY: ELBOW, OIL FILLER 4165-1-1-2 (08244)		EA	1	1	1	2	1	1	2	25	50	53	9	
X20		ELBOW: OIL FILLER 7L201 (11083)		EA	1									53	10	
PO		GASKET: ELBOW, OIL FILLER 5S8055 (11083)		EA	1	*	1	1	*	1	1	12	*	53	11	
X20		CLIP: BREATHER TUBE 4M6723 (11083)		EA	1									53	12	
PO	5310-930-7014	WASHER, FLAT: CLIP, BREATHER TUBE, 3/8 IN. SIZE 4B4278 (11083)		EA	1	REF	REF	REF	REF	REF	REF	REF	REF	53	13	
X20		TUBE, BREATHER: OIL FILLER AND BREATHER GROUP 8L3497 (11083)		EA	1									53	14	
PO		HOSE: OIL FILLER AND BREATHER GROUP 8S780 (11083)		EA	1	*	1	1	*	1	1	12	18	53	15	

SMR CODE	FEDERAL STOCK NUMBER	DESCRIPTION  REF NUMBER & MFR CODE	USABLE ON CODE	UNIT OF MEAS	QTY INC IN UNIT	30-DAY DS MAINT ALLOWANCE			30-DAY GS MAINT ALLOWANCE			1-YR AL WPER 100 EQUIP CNTGCT	DEPOT MAINT AL WPER 100 EQUIP	ILLUSTRATION	
						1-20	21-50	51-100	1-20	21-50	51-100			FIGURE NO.	ITEM NO.
PO		CLAMP, HOSE: OIL FILLER AND BREATHER GROUP 24H (66295)		EA	2	*	*	1	*	*	1	6	12	53	16
PO		SCREW, CAP, HEXAGON HEAD: BREATHER ASSEMBLY, 5/16-18 THD SIZE, 4-3/4 IN. LG 3H3243 (11083)		EA	1	*	*	*	*	*	*	2	*	53	17
PO	6310-138-4252	WASHER, FLAT: BREATHER ASSEMBLY, 5/16 IN. SIZE 4K9890 (11083)		EA	1	*	*	*	*	*	*	2	*	53	18
P20		BREATHER ASSEMBLY: OIL FILLER AND BREATHER GROUP 8S248 (11083)		EA	1	*	*	*	*	*	*	3	3	53	19
PO		PACKING, PREFORMED: BREATHER ASSEMBLY 6L5359 (11083)		EA	1	1	1	2	1	1	2	24	100	53	20



ME 4310-338-35P/54

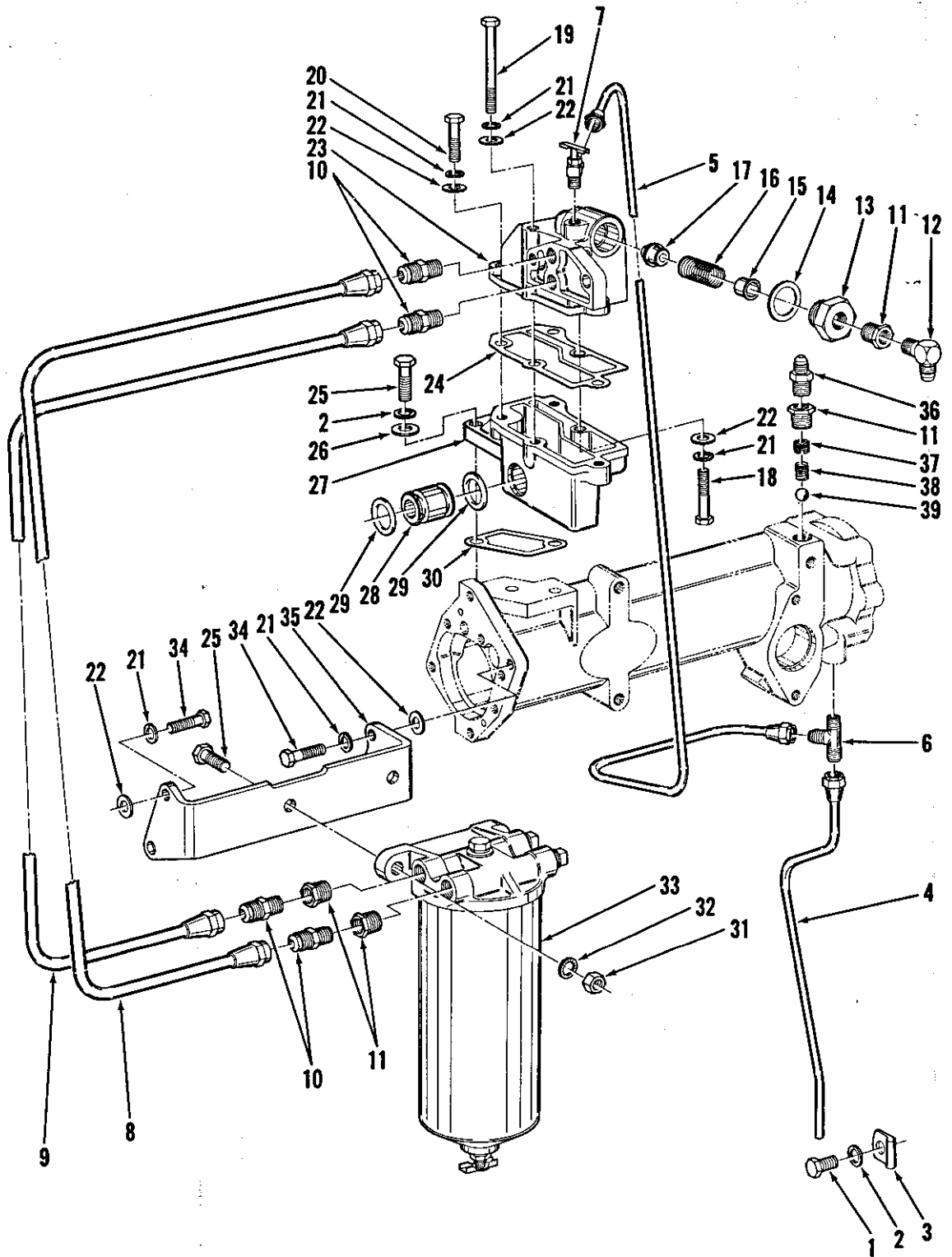
Figure 54. Oil cooler group.

SMR CODE	FEDERAL STOCK NUMBER	DESCRIPTION REF NUMBER & MFR CODE	USABLE ON CODE	UNIT OF MEAS	QTY INC IN UNIT	30-DAY DS MAINT ALLOWANCE			30-DAY GS MAINT ALLOWANCE			1-YR AL WPER 100 EQUIP CNTGCTY	DEPOT MAINT AL WPER 100 EQUIP	ILLUSTRATION		
						1.20	21.50	51.100	1.20	21.50	51.100			FIGURE NO.	ITEM NO.	
AO		GROUP 54 - OIL COOLER GROUP OIL COOLER GROUP: 1M5322 (11083)		EA	1											
PO	5305-543-4372	SCREW, CAP, HEXAGON HEAD: LUG, TUBE ASSEMBLIES, 3/8-16 THD SIZE, 3/4 IN. LG M590728-58 (96906)		EA	2	REF	REF	REF	REF	REF	REF	REF	REF	54	1	
PO	5310-514-6849	WASHER, LOCK, SPLIT: OIL COOLER GROUP, 3/8 IN. SIZE 3B4506 (11083)		EA	21	REF	REF	REF	REF	REF	REF	REF	REF	54	2	
PO	5310-137-6620	LUG: TUBE ASSEMBLIES 5L6573 (11083)		EA	2	*	*	*	*	*	*	1	*	54	3	
PO	5306-413-8307	SCREW, CAP, HEXAGON HEAD: TUBE ASSEMBLY, 3/8-16 THD SIZE, 2-1/4 IN. LG 5B213 (11083)		EA	1	REF	REF	REF	REF	REF	REF	REF	REF	54	4	
PO	5305-423-9003	SCREW, CAP, HEXAGON HEAD: TUBE ASSEMBLY, 3/8-16 THD SIZE, 1-3/8 IN. LG 3B1915 (11083)		EA	1	REF	REF	REF	REF	REF	REF	REF	REF	54	5	
X20		CLIP, TUBING: OIL COOLER GROUP 2L9653 (11083)		EA	1									54	6	
X20		TUBE ASSEMBLY: OUTLET, OIL COOLER GROUP 7L304 (11083)		EA	1									54	7	
PO	5330-297-7228	GASKET: TUBE ASSEMBLY 7F7590 (11083)		EA	1	*	*	*	*	*	*	6	*	54	8	
PO	5330-137-3448	PACKING, PREFORMED: TUBE ASSEMBLIES 2N3350 (11083)		EA	2	REF	REF	REF	REF	REF	REF	REF	REF	54	9	
PO	5306-423-8194	SCREW, CAP, HEXAGON HEAD: TUBE ASSEMBLY, 3/8-16 THD SIZE, 1-1/8 IN. LG 1A2029 (11083)		EA	8	REF	REF	REF	REF	REF	REF	REF	REF	54	10	
X20		TUBE ASSEMBLY: INLET, OIL COOLER GROUP 2N5720 (11083)		EA	1									54	11	
PO	5330-439-2716	GASKET: TUBE ASSEMBLY 6L5305 (11083)		EA	1	*	*	1	*	*	1	6	*	54	12	
PO		ELBOW, UNION: TUBE, BLOCK TO ELBOW OUTLET 89L1-4X1-8 (30327)		EA	2	*	*	*	*	*	*	1	*	54	13	
X20		TUBE, STEEL: BLOCK TO ELBOW OUTLET .250 IN. O.D. x .028 IN. WALL 8L4202 (11083)		EA	1									54	14	
PO	2930-908-8217	HOSE: ELBOW TO BONNET, 2-1/4 IN. I.D., 3 IN. LG 9L1794 (11083)		EA	1	*	*	1	*	*	1	6	25	54	15	
PO		CLAMP, HOSE: ELBOW TO BONNET 2J6540 (11083)		EA	2	*	1	1	*	1	1	12	16	54	16	



SMR CODE	FEDERAL STOCK NUMBER	DESCRIPTION REF NUMBER & MFR CODE	USABLE ON CODE	UNIT OF MEAS	QTY INC IN UNIT	30-DAY DS MAINT ALLOWANCE			30-DAY GS MAINT ALLOWANCE			1-YR ALWPER 100 EQUIP CNTGCTY	DEPOT MAINT ALWPER 100 EQUIP	ILLUSTRATION	
						1-20	21-50	51-100	1-20	21-50	51-100			FIGURE NO.	ITEM NO.
						REF	REF	REF	REF	REF	REF				
PO	5306-260-4508	SCREW, CAP, HEXAGON HEAD: WATER PUMP OUTLET ELBOW, 3/8-16 THD SIZE, 1 IN. LG S1594 (11083)		EA	2	REF	REF	REF	REF	REF	REF	REF	REF	54	17
X20		ELBOW: WATER PUMP OUTLET, OIL COOLER GROUP 7L316 (11083)		EA	1									54	18
PO	2815-423-8728	GASKET: WATER PUMP OUTLET ELBOW 2A4638 (11083)		EA	1	*	*	1	*	*	1	6	*	54	19
P20	5340-762-4115	PLUG, HEXAGON HEAD: WATER PUMP OUTLET ELBOW 3/8-18 NPT 9B887 (11083)		EA	1	REF	REF	REF	REF	REF	REF	REF	REF	54	20
PO	5306-637-4956	SCREW, CAP, HEXAGON HEAD: BONNET, OIL COOLER GROUP, 3/8-16 THD SIZE, 1-1/4 IN. LG S1588 (11083)		EA	2	REF	REF	REF	REF	REF	REF	REF	REF	54	21
X20		BONNET: OIL COOLER GROUP 7L318 (11083)		EA	1									54	22
PO	2815-632-7222	GASKET, BONNET: OIL COOLER GROUP 5M4741 (11083)		EA	1	*	*	1	*	*	1	6	*	54	23
PO	5306-814-6565	SCREW, CAP, HEXAGON HEAD: OUTLET BONNET, 3/8-16 THD SIZE, 3-3/4 IN. LG S1608 (11083)		EA	1	*	*	*	*	*	*	1	*	54	24
X20		BONNET, OUTLET: OIL COOLER GROUP 1N8176 (11083)		EA	1									54	25
PO	5330-439-2714	GASKET: OUTLET BONNET 7L312 (11083)		EA	1	*	*	1	*	*	1	6	*	54	26
PO	4730-427-5121	PLUG, HEXAGON HEAD: OUTLET BONNET, 3/8-18 NPTF 3J5390 (11083)		EA	1	REF	REF	REF	REF	REF	REF	REF	REF	54	27
P20	5365-401-5237	PLUG: RELIEF VALVE, OIL COOLER GROUP 3D2971 (11083)		EA	2	*	*	*	*	*	*	4	4	54	28
PO	5340-255-1231	RING, SPACER: RELIEF VALVE, OIL COOLER GROUP 6B7020 (11083)		EA	2	*	*	1	*	*	1	6	*	54	29
PO	5340-950-8251	SPRING: RELIEF VALVE, OIL COOLER GROUP 8M3182 (11083)		EA	2	*	*	1	*	*	1	6	10	54	30
P20	2815-417-9042	PLUNGER: RELIEF VALVE, OIL COOLER GROUP 1P1367 (11083)		EA	2	*	*	*	*	*	*	4	4	54	31
PO	5306-897-9295	SCREW, CAP, HEXAGON HEAD: OIL COOLER ASSEMBLY, 3/8-16 THD SIZE, 5-1/2 IN. LG 5F4899 (11083)		EA	1	*	*	*	*	*	*	1	*	54	32

SMR CODE	FEDERAL STOCK NUMBER	DESCRIPTION REF NUMBER & MFR CODE	USABLE ON CODE	UNIT OF MEAS	QTY INC IN UNIT	30-DAY DS MAINT ALLOWANCE			30-DAY GS MAINT ALLOWANCE			1-YR ALWPER 100 EQUIP CNTGCTY	DEPOT MAINT ALWPER 100 EQUIP	ILLUSTRATION	
						1-20	21-50	51-100	1-20	21-50	51-100			FIGURE NO.	ITEM NO.
PO	5306-426-2932	SCREW, CAP, HEXAGON HEAD: OIL COOLER ASSEMBLY, 3/8-16 THD SIZE, 3/4 IN. LG S1619 (11083)		EA	1	REF	REF	REF	REF	REF	REF	REF	REF	54	33
PO	2930-470-7143	OIL COOLER ASSEMBLY: OIL COOLER GROUP 7L7749 (11083)		EA	1	*	*	*	*	*	*	4	8	54	34
PO	5330-567-0024	GASKET: OIL COOLER ASSEMBLY 1M9390 (11083)		EA	1	*	*	1	*	*	1	6	*	54	35



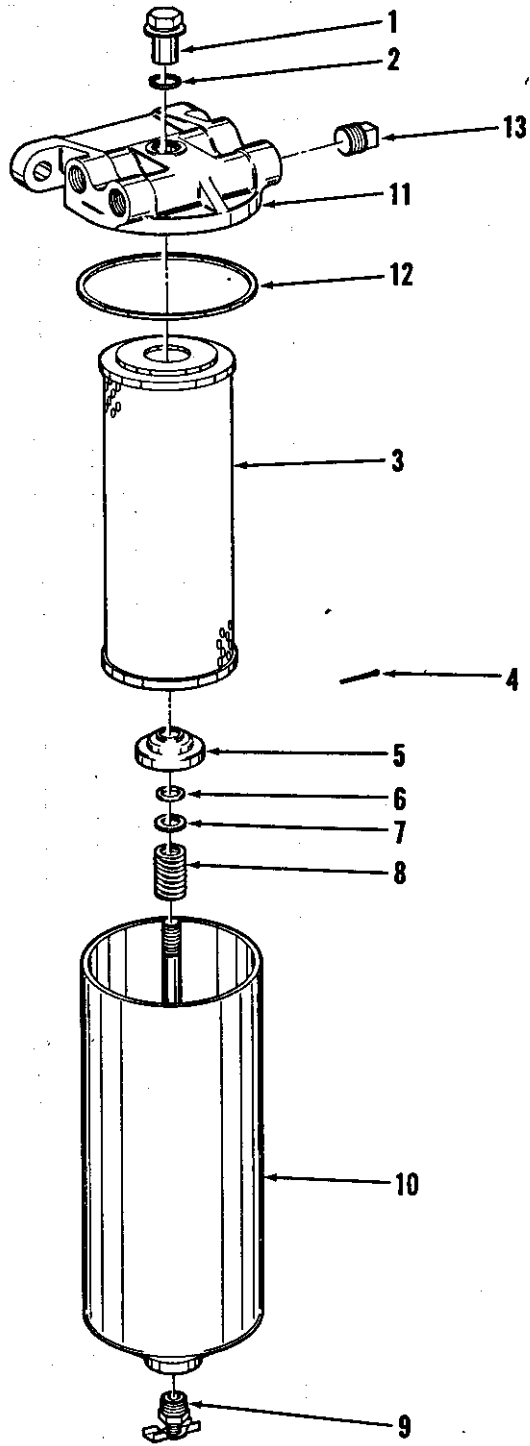
ME 4310-338-35P/55

Figure 55. Fuel filter and priming group.

SMR CODE	FEDERAL STOCK NUMBER	DESCRIPTION REF NUMBER & MFR CODE	USABLE ON CODE	UNIT OF MEAS	QTY INC IN UNIT	30-DAY DS MAINT ALLOWANCE			30-DAY GS MAINT ALLOWANCE			1-YR ALWPER 100 EQUIP CNTGCTY	DEPOT MAINT ALWPER 100 EQUIP	ILLUSTRATION		
						1-20	21-50	51-100	1-20	21-50	51-100			FIGURE NO.	ITEM NO.	
AO		GROUP 55 - FUEL FILTER AND PRIMING GROUP		EA	1											
PO	5305-543-4372	FUEL FILTER AND PRIMING GROUP: 3R7993 (11083)		EA	1	REF	REF	REF	REF	REF	REF	REF	REF	REF	55	1
PO	5310-514-6849	SCREW, CAP, HEXAGON HEAD: TUBING CLAMP, 3/8-16 THD SIZE, 3/4 IN. LG M590728-58 (96906)		EA	1	REF	REF	REF	REF	REF	REF	REF	REF	REF	55	2
PO	5310-514-6849	WASHER, LOCK, SPLIT: FUEL FILTER AND PRIMING GROUP, 3/8 IN. SIZE 3B4506 (11083)		EA	3	REF	REF	REF	REF	REF	REF	REF	REF	REF	55	2
P20	2510-363-6240	CLIP, ELECTRICAL: TUBE ASSEMBLY 2B2404 (11083)		EA	1	*	*	*	*	*	*	2	2	55	3	
X20		TUBE ASSEMBLY: FUEL OVERFLOW 3R7988 (11083)		EA	1									55	4	
X20		TUBE ASSEMBLY: TEE TO SHUTOFF COCK 3R8046 (11083)		EA	1									55	5	
P20	4730-279-0478	TEE: PIPE TO TUBE 51F (30327)		EA	1	*	*	*	*	*	*	2	2	55	6	
PO	4820-293-3669	COCK, SHUTOFF: FUEL LINE 320 (79470)		EA	1	*	1	1	*	1	1	12	24	55	7	
X20	2815-491-2996	TUBE ASSEMBLY: TANK TO 2ND FILTER 3R7156 (11083)		EA	1									55	8	
X20		TUBE ASSEMBLY: TANK TO 2ND FILTER 3R7154 (11083)		EA	1									55	9	
P20	4730-081-7537	ADAPTER: PIPE TO TUBE 48F (30327)		EA	4	*	*	*	*	*	*	5	5	55	10	
PO	4730-193-0869	BUSHING, REDUCER: 3/8 IN. NPT TO 1/4 IN. NPT 3B7722 (11083)		EA	4	*	*	*	*	*	*	1	*	55	11	
P20	4730-580-7469	ELBOW: 1/4-18 NPT TO 3/8 IN. HOSE, 90° 2024-4-6 (01276)		EA	1	REF	REF	REF	REF	REF	REF	REF	REF	55	12	
P20	2910-409-6457	CONNECTOR, FUEL PUMP: BYPASS VALVE 6L7611 (11083)		EA	1	*	*	*	*	*	*	2	2	55	13	
PO	5340-209-1023	GASKET, FITTING: BYPASS VALVE 4B5647 (11083)		EA	1	*	1	1	*	1	1	12	*	55	14	
X20	2910-362-7400	STOP: BYPASS SPRING 2F4355 (11083)		EA	1									55	15	
PO	2910-115-4261	SPRING: BYPASS VALVE 4S6526 (11083)		EA	1	*	*	1	*	*	1	8	24	55	16	
P20	2910-949-0168	PLUNGER ASSEMBLY: BYPASS VALVE 2S4015 (11083)		EA	1	*	*	*	*	*	*	2	2	55	17	

SMR CODE	FEDERAL STOCK NUMBER	DESCRIPTION REF NUMBER & MFR CODE	USABLE ON CODE	UNIT OF MEAS	QTY INC IN UNIT	30-DAY DS MAINT ALLOWANCE			30-DAY GS MAINT ALLOWANCE			1-YR AL WPER 100 EQUIP CNTGCV	DEPOT MAINT AL WPER 100 EQUIP	ILLUSTRATION	
						1-20	21-50	51-100	1-20	21-50	51-100			FIGURE NO.	ITEM NO.
						REF	*	*	REF	REF	REF				
PO	5306-226-4832	SCREW, CAP, HEXAGON HEAD: COVER ASSEMBLY, 5/16-18 THD SIZE, 1-3/4 IN. LG MS90728-39 (96906)		EA	1	REF	REF	REF	REF	REF	REF	REF	REF	55	18
PO	5306-087-7178	SCREW, CAP, HEXAGON HEAD: COVER ASSEMBLY, 5/16-18 THD SIZE, 3-1/4 IN. LG 1F5842 (11083)		EA	1	*	*	*	*	*	*	1	*	55	19
PO	5306-272-1804	SCREW, CAP, HEXAGON HEAD: COVER ASSEMBLY, 5/16-18 THD SIZE, 1-3/8 IN. LG 1B2790 (11083)		EA	4	*	*	*	*	*	*	1	*	55	20
PO	5310-407-9566	WASHER, LOCK, SPLIT: FUEL FILTER AND PRIMING GROUP, 5/16 IN. SIZE: MS35338-45 (96906)		EA	10	REF	REF	REF	REF	REF	REF	REF	REF	55	21
PO	2910-362-8168	WASHER, FLAT: COVER ASSEMBLY, 5/16 IN. SIZE 4B4277 (11083)		EA	10	*	*	*	*	*	*	1	*	55	22
X20		COVER ASSEMBLY: FUEL PRIMING TANK 8L8612 (11083)		EA	1									55	23
PO		GASKET: COVER ASSEMBLY 7L7364 (11083)		EA	1	*	*	1	*	*	1	6	*	55	24
PO	5306-637-4956	SCREW, CAP, HEXAGON HEAD: FUEL FILTER AND PRIMING GROUP, 3/8-16 THD SIZE, 1-1/4 IN. LG 51588 (11083)		EA	4	REF	REF	REF	REF	REF	REF	REF	REF	55	25
PO	5310-930-7014	WASHER, FLAT: FUEL PRIMING TANK, 3/8 IN. SIZE 4B4278 (11083)		EA	2	REF	REF	REF	REF	REF	REF	REF	REF	55	26
X20		TANK: FUEL PRIMING 7L7434 (11083)		EA	1									55	27
P20	2710-137-2001	SLEEVE, COUPLING: FUEL PRIMING TANK 7L7345 (11083)		EA	1									55	28
PO	5330-893-7271	PACKING, PREFORMED: FUEL PRIMING TANK 9H4557 (11083)		EA	2	*	1	1	*	1	1	12	*	55	29
PO		GASKET: FUEL PRIMING TANK 7L7363 (11083)		EA	1	*	*	1	*	*	1	6	*	55	30
PO	5310-894-5145	NUT, PLAIN, HEXAGON: FUEL FILTER ASSEMBLY, 3/8-16 THD SIZE 1D4717 (11083)		EA	2	REF	REF	REF	REF	REF	REF	REF	REF	55	31
PO	5310-595-5549	WASHER, LOCK: FUEL FILTER ASSEMBLY, 3/8 IN. SIZE, INTERNAL TOOTH MS35333-42 (96906)		EA	2	*	*	*	*	*	*	1	*	55	32
P20	2910-202-5568	FILTER, FLUID PRESSURE: FUEL FILTER AND PRIMING GROUP, TYPE PR-161-2 51358 (81321)		EA	1	*	*	*	*	*	*	4	5	55	33

SMR CODE	FEDERAL STOCK NUMBER	DESCRIPTION REF NUMBER & MFR CODE	USABLE ON CODE	UNIT OF MEAS	QTY INC IN UNIT	30-DAY DS MAINT ALLOWANCE			30-DAY GS MAINT ALLOWANCE			1-YR ALWPER 100 EQUIP CNTGCTY	DEPOT MAINT ALWPER 100 EQUIP	ILLUSTRATION	
						1-20	21-50	51-100	1-20	21-50	51-100			FIGURE NO.	ITEM NO.
PO	5306-226-4829	SCREW, CAP, HEXAGON HEAD: BRACKET, FUEL FILTER ASSEMBLY, 5/16-18 THD SIZE, 1-1/4 IN. LG MS90728-36 (96906)		EA	4	*	*	*	*	*	*	1	*	55	34
X20		BRACKET: FUEL FILTER ASSEMBLY 3R8033 (11083)		EA	1									55	35
P20		ADAPTER: FUEL FILTER AND PRIMING GROUP, 1/4-18 NPT TO 1/4 IN. HOSE 2021-4-4 (01276)				*	*	*	*	*	*	4	4	55	36
P20	2910-362-7394	RETAINER, SPRING: FUEL FILTER AND PRIMING GROUP 7B7840 (11083)		EA	1	*	*	*	*	*	*	2	2	55	37
P20	2910-597-9088	SPRING, HELICAL: FUEL FILTER AND PRIMING GROUP 7B6365 (11083)		EA	1	*	*	*	*	*	*	2	2	55	38
P20	3110-731-1593	BALL, BEARING: FUEL FILTER AND PRIMING GROUP 7B6368 (11083)		EA	1	*	*	*	*	*	*	2	2	55	39

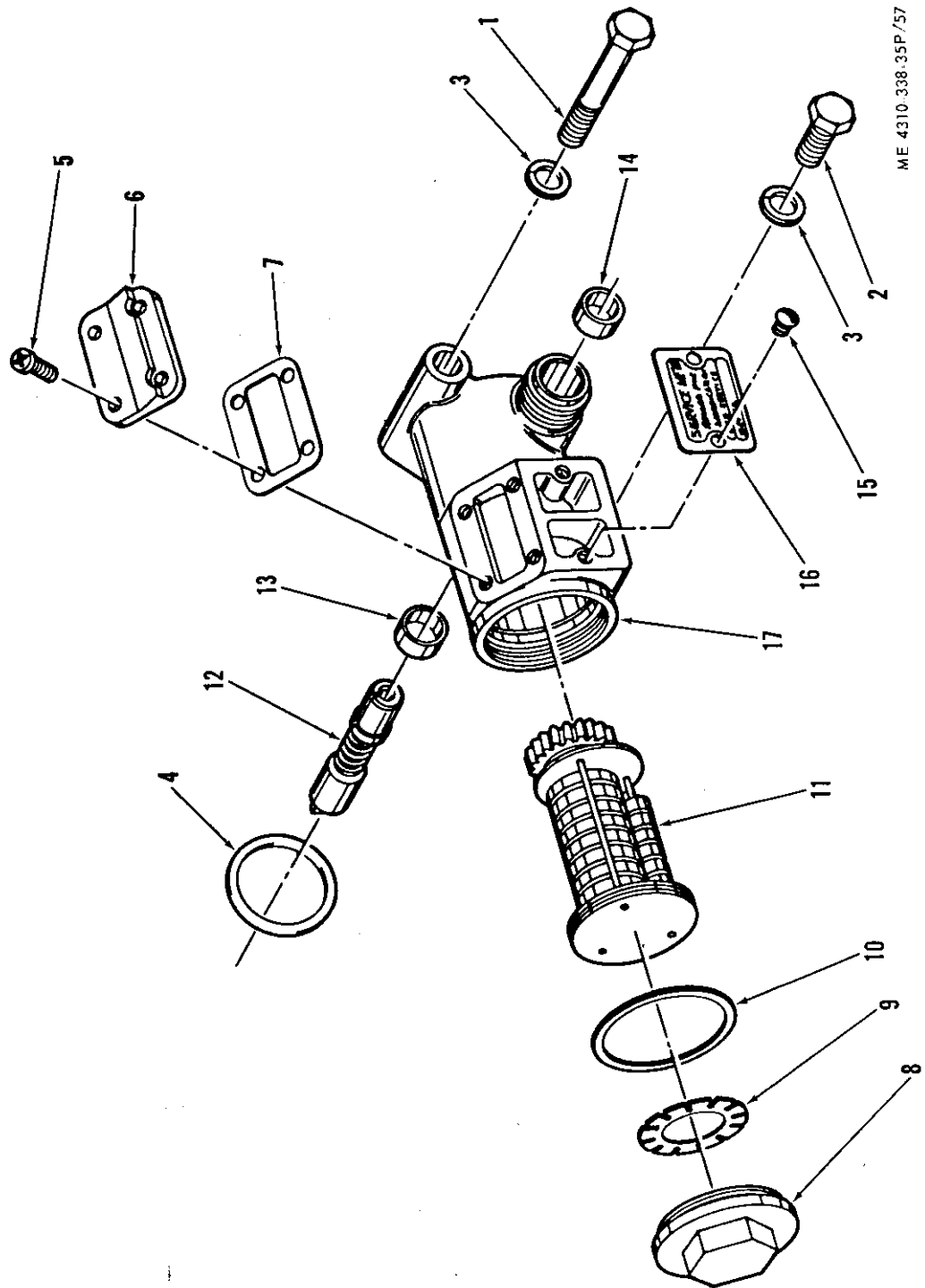


ME 4310-338-35P/56

Figure 56. Fluid pressure filter assembly group.

SMR CODE	FEDERAL STOCK NUMBER	DESCRIPTION REF NUMBER & MFR CODE	USABLE ON CODE	UNIT OF MEAS	QTY INC IN UNIT	30-DAY DS MAINT ALLOWANCE			30-DAY GS MAINT ALLOWANCE			1-YR ALWPER 100 EQUIP CNTGCTY	DEPOT MAINT ALWPER 100 EQUIP	ILLUSTRATION		
						1-20	21-50	51-100	1-20	21-50	51-100			FIGURE NO.	ITEM NO.	
		GROUP 56 - FLUID PRESSURE FILTER ASSEMBLY GROUP														
X20	5310-345-3428	FILTER, FLUID PRESSURE: (SEE FIGURE 55, ITEM 31)		EA	1											
		NUT: COVER RETAINING, FUEL FILTER ASSEMBLY 39948 (81321)		EA	1									56	1	
PO	5330-087-8924	GASKET: COVER RETAINING SCREW, FUEL FILTER ASSEMBLY 60317 (81321)		EA	1	6	13	25	6	13	25	300	100	56	2	
PO	2910-287-1912	ELEMENT: FUEL FILTER ASSEMBLY 6663000 (81321)		EA	1	12	26	50	12	26	50	600	100	56	3	
PO	5315-461-5818	PIN, COTTER: FUEL FILTER ASSEMBLY 52694 (81321)		EA	1	*	*	*	*	*	*	1	*	56	4	
X20	2910-121-6126	CUP, FILTER ELEMENT: FUEL FILTER ASSEMBLY 52692 (81321)		EA	1									56	5	
PO	2910-328-9866	PACKING, PREFORMED: FUEL FILTER ASSEMBLY 52176 (81321)		EA	1	6	13	25	6	13	25	300	100	56	6	
P20	<i>5310-137-6617</i>	WASHER, FLAT: FUEL FILTER ASSEMBLY 15080-1 (81321)		EA	1	*	*	*	*	*	*	2	2	56	7	
P20	<i>5330-132-0211</i>	SPRING: ELEMENT RETAINING, FUEL FILTER ASSEMBLY 62650 (81321)		EA	1	*	*	*	*	*	*	2	2	56	8	
P20	2910-121-0560	PLUG, CASE FILTER: FUEL FILTER ASSEMBLY 6288 (81321)		EA	1	*	*	*	*	*	*	2	2	56	9	
X1		CASE ASSEMBLY: FUEL FILTER ASSEMBLY 52426 (81321)		EA	1									56	10	
X1		HEAD ASSEMBLY: FUEL FILTER ASSEMBLY 52174-1 (81321)		EA	1									56	11	
PO	5330-297-7311	WASHER, NONMETALLIC: FUEL FILTER ASSEMBLY 8927 (81321)		EA	1	12	26	50	12	26	50	600	100	56	12	
P20		PLUG, PIPE: FUEL FILTER ASSEMBLY 8706-2 (81321)		EA	2	*	*	*	*	*	*	2	2	56	13	



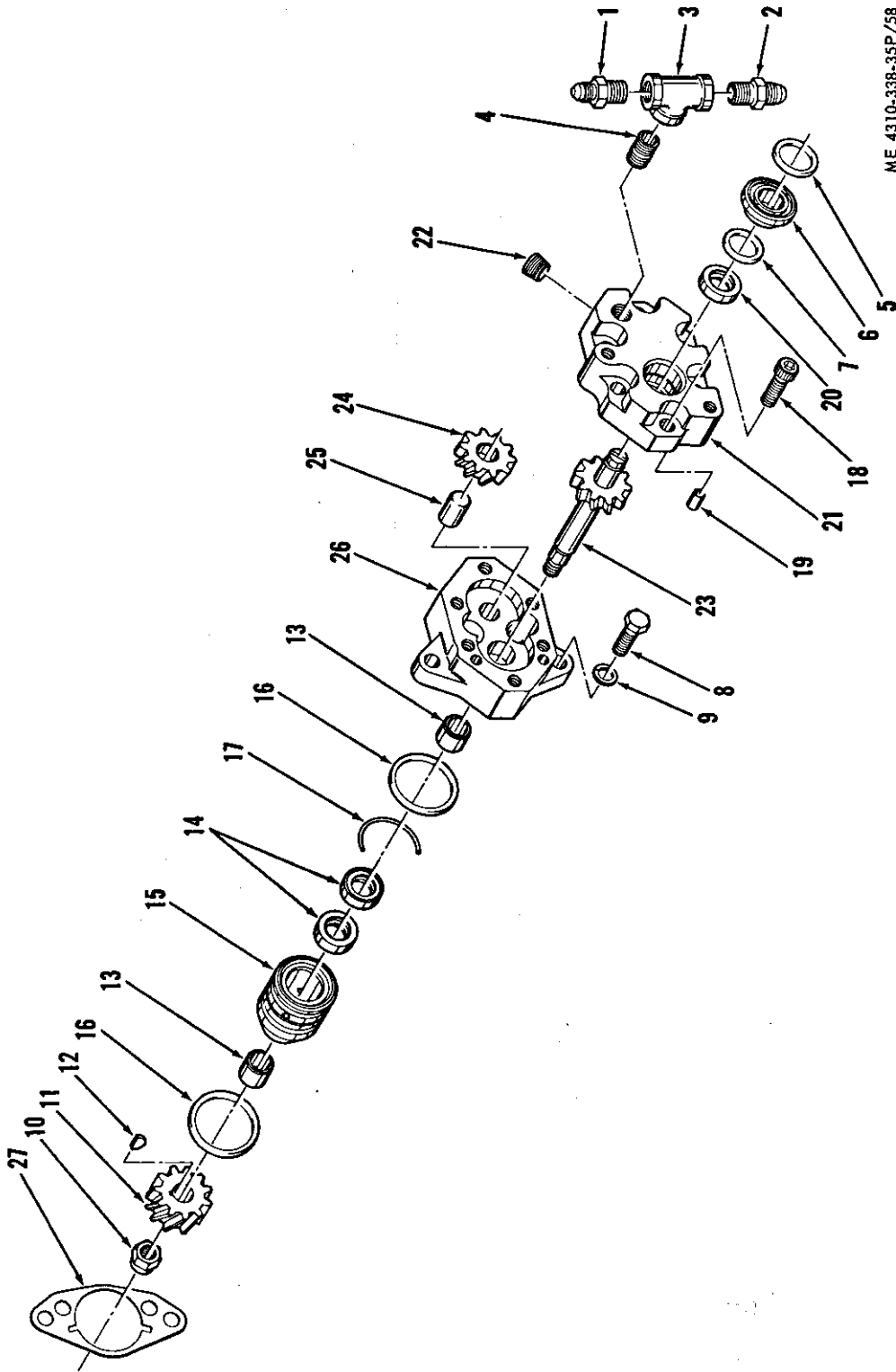


ME 4310-338-35P/57

Figure 57. Service meter assembly group.

SMR CODE	FEDERAL STOCK NUMBER	DESCRIPTION	USABLE ON CODE	UNIT OF MEAS	QTY INC IN UNIT	30-DAY DS MAINT ALLOWANCE			30-DAY GS MAINT ALLOWANCE			1-YR AL WPER 100 EQUIP CNTGCTY	DEPOT MAINT AL WPER 100 EQUIP	ILLUSTRATION		
						1-20	21-50	51-100	1-20	21-50	51-100			FIGURE NO.	ITEM NO.	
		REF NUMBER & MFR CODE														
PO		GROUP 57 - SERVICE METER ASSEMBLY GROUP		EA	1	*	*	1	*	*	1	6	10			
PO	5306-226-4835	SERVICE METER ASSEMBLY GROUP: 1S3607 (11083)		EA	1	*	*	*	*	*	*	1	*	57	1	
PO	5306-226-4826	SCREW, CAP, HEXAGON HEAD: SERVICE METER ASSEMBLY, 5/16-18 THD SIZE, 2-1/2 IN. LG MS90728-42 (96906)		EA	1	*	*	*	*	*	*	1	*	57	2	
PO	5310-407-9566	SCREW, CAP, HEXAGON HEAD: SERVICE METER ASSEMBLY, 5/16-18 THD SIZE, 7/8 IN. LG MS90728-33 (96906)		EA	1	*	*	*	*	*	*	1	*	57	2	
PO	5330-522-1073 (3830-862-1140)	WASHER, LOCK, SPLIT: SERVICE METER ASSEMBLY, 3/8 IN. SIZE MS35338-45 (96906)		EA	2	REF	REF	REF	REF	REF	REF	REF	REF	57	3	
PO		PACKING, PREFORMED: SERVICE METER ASSEMBLY GROUP 4F7391 (11083)		EA	1	*	*	1	*	*	1	6	*	57	4	
X1		SERVICE METER ASSEMBLY: 2S423 (11083)		EA	1											
PO	5305-470-9842	SCREW, MACHINE: SERVICE METER ASSEMBLY, No. 4-40 THD SIZE, 1/2 IN. LG 3S9557 (11083)		EA	4	*	*	*	*	*	*	4	*	57	5	
PO	6645-920-8275	WINDOW: SERVICE METER ASSEMBLY 1S3965 (11083)		EA	1	*	*	1	*	*	1	6	12	57	6	
PO	5330-945-1029	GASKET, WINDOW: SERVICE METER ASSEMBLY 9M3866 (11083)		EA	1	*	*	1	*	*	1	10	25	57	7	
P2F	6680-400-7010	RETAINER ASSEMBLY: SERVICE METER ASSEMBLY 4S7001 (11083)		EA	1	*	*	*	*	*	*	2	2			
X1		RETAINER: RETAINER ASSEMBLY 4S7000 (11083)		EA	1									57	8	
X1	6645-656-5006	SPRING, RETAINER: RETAINER ASSEMBLY 5B6904 (11083)		EA	1									57	9	
PF	5330-945-1929	GASKET: RETAINER ASSEMBLY, SERVICE METER ASSEMBLY 9M7660 (11083)		EA	1	*	*	1	*	*	1	6	*	57	10	
PF		COUNTER ASSEMBLY: SERVICE METER ASSEMBLY 8H5255 (11083)		EA	1	*	*	1	*	*	1	6	8	57	11	
X1		SHAFT: SERVICE METER ASSEMBLY 2S407 (11083)		EA	1									57	12	
X1	6645-920-8276	HOUSING ASSEMBLY: SERVICE METER ASSEMBLY 2S403 (11083)		EA	1											
PF	3120-939-6689	BEARING, SLEEVE: HOUSING ASSEMBLY 9M4256 (11083)		EA	1	*	*	1	*	*	1	6	10	57	13	

SMR CODE	FEDERAL STOCK NUMBER	DESCRIPTION REF NUMBER & MFR CODE	USABLE ON CODE	UNIT OF MEAS	QTY INC IN UNIT	30-DAY DS MAINT ALLOWANCE			30-DAY GS MAINT ALLOWANCE			1-YR AL WPER 100 EQUIP CNTGCTY	DEPOT MAINT AL WPER 100 EQUIP	ILLUSTRATION	
						1-20	21-50	51-100	1-20	21-50	51-100			FIGURE NO.	ITEM NO.
PF	3120-923-7990	BEARING, SLEEVE: HOUSING ASSEMBLY 2S1270 (11083)		EA	1	*	*	1	*	*	1	6	10	57	14
PO	5305-708-3823	SCREW, DRIVE: IDENTIFICATION PLATE, SERVICE METER ASSEMBLY No. 4-40 THD SIZE, 3/1. IN. LG 783028 (11083)		EA	2	*	*	*	*	*	*	1	*	57	15
X20		PLATE, IDENTIFICATION: SERVICE METER ASSEMBLY 6H5124 (11083)		EA	1									57	16
X1		HOUSING: HOUSING ASSEMBLY 9M3721 (11083)		EA	1									57	17

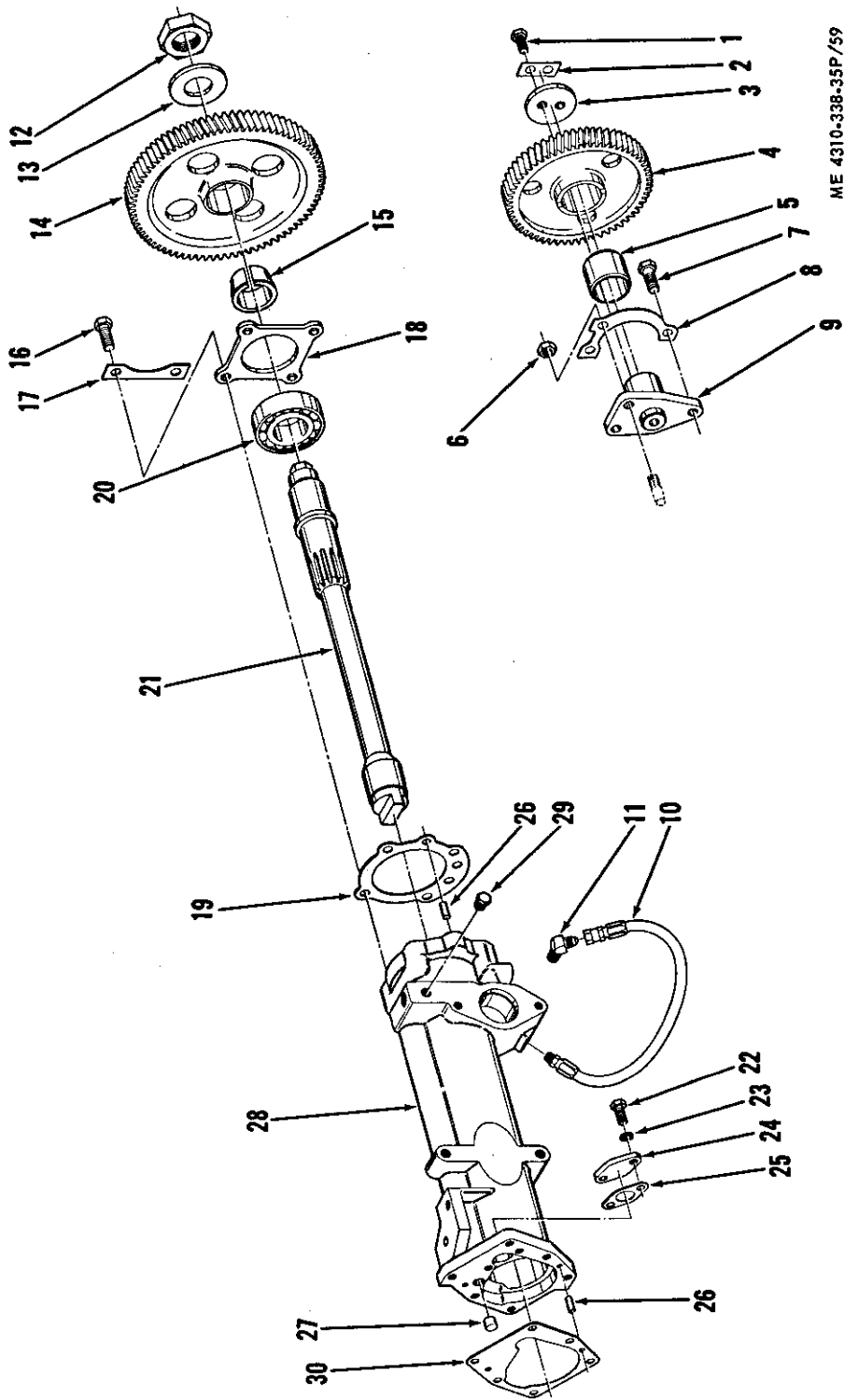


ME 4310-338-35P/58

Figure 58. Fuel transfer pump group.

SMR CODE	FEDERAL STOCK NUMBER	DESCRIPTION REF NUMBER & MFR CODE	USABLE ON CODE	UNIT OF MEAS	QTY INC IN UNIT	30-DAY DS MAINT ALLOWANCE			30-DAY GS MAINT ALLOWANCE			1-YR AL WPER 100 EQUIP CNTGCTY	DEPOT MAINT AL WPER 100 EQUIP	ILLUSTRATION		
						1-20	21-50	51-100	1-20	21-50	51-100			FIGURE NO.	ITEM NO.	
AO		GROUP 58 - FUEL TRANSFER PUMP GROUP		EA	1											
P20		FUEL TRANSFER PUMP GROUP: 7L247 (11083)		EA	1	REF	REF	REF	REF	REF	REF	REF	REF	58	1	
P20	4730-585-7124	ADAPTER: FUEL TRANSFER PUMP GROUP, 1/4-18 NPT TO 1/4 IN. HOSE 2021-4-4 (01276)		EA	1	*	*	*	*	*	*	2	2	58	2	
PO	4730-299-2029	ADAPTER: FUEL TRANSFER PUMP GROUP, 1/4-18 NPT TO 3/8 IN. HOSE 2021-4-6 (01276)		EA	1	*	*	*	*	*	*	1	*	58	3	
PO	4730-196-2055	TEE, PIPE: FUEL TRANSFER PUMP GROUP, 1/4-18 NPT 881261 (11083)		EA	1	*	*	*	*	*	*	1	*	58	4	
PO		NIPPLE, CLOSE, PIPE: FUEL TRANSFER PUMP GROUP, 1/4-18 NPT, 7/8 IN. LG 387738 (11083)		EA	1	*	*	*	*	*	*	1	*	58	5	
PO		PACKING, PREFORMED: FUEL TRANSFER PUMP GROUP 409986 (11083)		EA	1	*	*	1	*	*	1	6	*	58	6	
P20	2910-1371999	ADAPTER: FUEL TRANSFER PUMP GROUP 754441 (11083)		EA	1	*	*	*	*	*	*	2	2	58	7	
PO		PACKING, PREFORMED: FUEL TRANSFER PUMP GROUP 4M8303 (11083)		EA	1	*	*	1	*	*	1	6	*	58	8	
PO	5306-226-4828	SCREW, CAP, HEXAGON HEAD: FUEL TRANSFER PUMP GROUP, 5/16-18 THD SIZE, 1-1/8 IN. LG MS90728-35 (96906)		EA	2	*	*	*	*	*	*	1	*	58	9	
PO	5310-407-9566	WASHER, LOCK, SPLIT: FUEL TRANSFER PUMP GROUP, 5/16 IN. SIZE MS35338-45 (96906)		EA	2	REF	REF	REF	REF	REF	REF	REF	REF	58	10	
PO	2910-485-9540	FUEL TRANSFER PUMP ASSEMBLY: 7L543 (11083)		EA	1	*	*	1	*	*	1	6	10	58	11	
PF	5310-950-0039	NUT, LOCK, HEXAGON: FUEL TRANSFER PUMP ASSEMBLY, 3/8-24 THD SIZE MS2104416 (96906)		EA	1	*	*	*	*	*	*	1	*	58	12	
PF	3020-921-7282	GEAR, DRIVE: FUEL TRANSFER PUMP ASSEMBLY 8H9806 (11083)		EA	1	*	*	*	*	*	*	1	*	58	13	
P2F	5315-393-5684	KEY, WOODRUFF: DRIVE GEAR, FUEL TRANSFER PUMP ASSEMBLY 3H1489 (11083)		EA	1	*	*	*	*	*	*	3	3	58	14	
XI		CAGE ASSEMBLY: FUEL TRANSFER PUMP ASSEMBLY 8S4375 (11083)		EA	1											
PF	5120-438-8051 (2815-738-8651)	BEARING, SLEEVE: CAGE ASSEMBLY 8F6058 (11083)		EA	1	*	1	1	*	1	1	12	50	58	15	
PF	5330-519-6637	SEAL, OIL: CAGE ASSEMBLY 4S7756 (11083)		EA	2	1	1	3	1	1	3	30	200	58	16	

SMR CODE	FEDERAL STOCK NUMBER	DESCRIPTION REF NUMBER & MFR CODE	USABLE ON CODE	UNIT OF MEAS	QTY INC IN UNIT	30-DAY DS MAINT ALLOWANCE			30-DAY GS MAINT ALLOWANCE			1-YR ALWPER 100 EQUIP CNTGCTY	DEPOT MAINT ALWPER 100 EQUIP	ILLUSTRATION	
						1-20	21-50	51-100	1-20	21-50	51-100			FIGURE NO.	ITEM NO.
X1		CAGE: CAGE ASSEMBLY (NONSERVICE ITEM)		EA	1									58	15
P2F	5305-1370097	PACKING, PREFORMED: FUEL TRANSFER PUMP ASSEMBLY 6J2419 (11083)		EA	2									58	16
PF	5305-1380310	RING, RETAINING: FUEL TRANSFER ASSEMBLY 7S4439 (11083)		EA	1	*	*	*	*	*	*	3	3	58	17
X2F		SCREW, CAP: COVER ASSEMBLY, SOC HD, 5/16-18 THD SIZE, 1-1/4 IN. LG 9F6641 (11083)		EA	6	*	*	*	*	*	*	1	*	58	18
X1		COVER ASSEMBLY: FUEL TRANSFER PUMP ASSEMBLY 8L6295 (11083)		EA	1										
PF	5330-498-2911	FERRULE: COVER ASSEMBLY 7S4433 (11083)		EA	1									58	19
X1		SEAL, OIL: COVER ASSEMBLY 8S5575 (11083)		EA	1	*	1	1	*	1	1	12	*	58	20
PF	4730-042-8988	COVER: COVER ASSEMBLY 8L6296 (11083)		EA	1									58	21
PF	3040-470-6990	PLUG, PIPE: FUEL TRANSFER PUMP ASSEMBLY, 1/8 IN. NPTF, SOC HD 7H3171 (11083)		EA	1	*	*	1	*	*	1	1	*	58	22
PF	3020-460-6601	SHAFT ASSEMBLY: FUEL TRANSFER PUMP ASSEMBLY 8S4373 (11083)		EA	1	*	*	1	*	*	1	6	10	58	23
X1		GEAR: FUEL TRANSFER PUMP ASSEMBLY 8S4368 (11083)		EA	1	*	*	1	*	*	1	6	20	58	24
P2H	5315-127-6926	BODY ASSEMBLY: FUEL TRANSFER PUMP ASSEMBLY 7S4434 (11083)		EA	1										
X1		SHAFT, GEAR: BODY ASSEMBLY 2S6838 (11083)		EA	1	*	*	*	*	*	*	2	2	58	25
PO	5330-557-8485	BODY: BODY ASSEMBLY 7S4435 (11083)		EA	1									58	26
		GASKET: FUEL TRANSFER PUMP GROUP 7S2374 (11083)		EA	1	*	*	1	*	*	1	6	*	58	27



ME 4310-338-35P/59

Figure 59. Accessory drive group.

SMR CODE	FEDERAL STOCK NUMBER	DESCRIPTION REF NUMBER & MFR CODE	USABLE ON CODE	UNIT OF MEAS	QTY INC IN UNIT	30-DAY DS MAINT ALLOWANCE			30-DAY GS MAINT ALLOWANCE			1-YR AL WPER 100 EQUIP CNTGNCY	DEPOT MAINT AL WPER 100 EQUIP	ILLUSTRATION		
						1-20	21-50	51-100	1-20	21-50	51-100			FIGURE NO.	ITEM NO.	
AF		GROUP 59 - ACCESSORY DRIVE GROUP		EA	1											
PF	5306-814-8967	ACCESSORY DRIVE GROUP: 9L4079 (11083)		EA	2	REF	REF	REF	REF	REF	REF	REF	REF	59	1	
PH	5340-330-8289	SCREW, CAP, HEXAGON HEAD: THRUST PLATE, 5/16-18 THD SIZE, 5/8 IN. LG 2H3755 (11083)		EA	1	*	*	*	*	*	*	5	0	59	2	
PH	2815-470-6289	PLATE, LOCK: THRUST PLATE 2F6156 (11083)		EA	1	*	*	1	*	*	1	6	50	59	3	
PH	3020-460-6597	PLATE, THRUST: IDLER GEAR MOUNTING 5S7612 (11083)		EA	1	*	*	1	*	*	1	6	10			
PH		GEAR ASSEMBLY: IDLER GEAR MOUNTING 5S7660 (11083)		EA	1	*	*	1	*	*	1	6	10			
X1		GEAR, IDLER: IDLER GEAR ASSEMBLY 5S7632 (11083)		EA	1									59	4	
PH	3120-439-4878	BEARING, SLEEVE: IDLER GEAR ASSEMBLY 5S7630 (11083)		EA	1	*	*	1	*	*	1	6	10	59	5	
PH	5310-975-2075	NUT, HEXAGON: IDLER GEAR MOUNTING, 3/8-24 THD SIZE MS35691-21 (96906)		EA	1	REF	REF	REF	REF	REF	REF	REF	REF	59	6	
PF	5306-263-7301	SCREW, CAP, HEXAGON HEAD: IDLER GEAR MOUNTING, 3/8-16 THD SIZE, 7/8 IN. SIZE L1351 (11083)		EA	2	REF	REF	REF	REF	REF	REF	REF	REF	59	7	
PH	5310-449-2612	PLATE, LOCK: IDLER GEAR MOUNTING 5S7611 (11083)		EA	1	*	*	*	*	*	*	5	0	59	8	
PH	2815-460-6701	SHAFT, MOUNTING: IDLER GEAR MOUNTING 5S7608 (11083)		EA	1	*	*	1	*	*	1	6	10	59	9	
MO		HOSE ASSEMBLY: ACCESSORY DRIVE GROUP 9L5098 (11083) MANUFACTURE FROM:		EA	1									59	10	
PO	4720-639-9907	HOSE: HOSE ASSEMBLY, .188 IN. I.D. X 5/16 IN. O.D., 9-13/32 IN. LG MIL-H8794-4 (81349)		EA	1	*	1	1	*	1	1	12	24			
PO	4730-374-6948	FITTING, MALE HOSE: HOSE ASSEMBLY, 1/8 IN. NPTF, 1/4 IN. HOSE 412-2-4S (01276)		EA	1	*	*	1	*	*	1	6	10			
PO	4730-842-2200	SWIVEL, FEMALE HOSE: HOSE ASSEMBLY, 7/16-20 THD SIZE, 1/4 IN. HOSE MS24587-4 (96906)		EA	1	*	*	1	*	*	1	6	10			
P20	4730-087-8843	ELBOW, FITTING, 45°: ACCESSORY DRIVE GROUP, 1/8-27 NPTF, 1/4 IN. HOSE 2023-2-4 (01276)		EA	1	*	*	*	*	*	*	2	2	59	11	



SMR CODE	FEDERAL STOCK NUMBER	DESCRIPTION REF NUMBER & MFR CODE	USABLE ON CODE	UNIT OF MEAS	QTY INC IN UNIT	30-DAY DS MAINT ALLOWANCE			30-DAY GS MAINT ALLOWANCE			1-YR ALWPER 100 EQUIP CNTGCT	DEPOT MAINT ALWPER 100 EQUIP	ILLUSTRATION	
						1-20	21-50	51-100	1-20	21-50	51-100			FIGURE NO.	ITEM NO.
P2F	5310-619-7852	NUT, PLAIN, HEXAGON: ACCESSORY DRIVE GROUP, 1-1/8-12 THD SIZE 9S1313 (11083)		EA	1	*	*	*	*	*	*	2	2	59	12
P2F		WASHER, CONICAL: ACCESSORY DRIVE GROUP 7S9847 (11083)		EA	1	*	*	*	*	*	*	2	2	59	13
PH	3020-460-6702	GEAR: ACCESSORY DRIVE GROUP 5S7614 (11083)		EA	1	*	*	1	*	*	1	6	10	59	14
P2F	5365-449-5817	SLEEVE: ACCESSORY DRIVE GROUP 5S3828 (11083)		EA	1	*	*	*	*	*	*	3	3	59	15
PH	5306-260-4508	SCREW, CAP, HEXAGON HEAD: BEARING RETAINER PLATE, 3/8-16 THD SIZE, 1 IN. LG S1594 (11083)		EA	4	REF	REF	REF	REF	REF	REF	REF	REF	59	16
PF	5310-920-8201	PLATE, LOCK: BEARING RETAINER PLATE 7M9763 (11083)		EA	2	*	*	*	*	*	*	4	0	59	17
P2H	5340-923-9876	PLATE, RETAINER: ACCESSORY DRIVE GROUP 8H9718 (11083)		EA	1	*	*	*	*	*	*	3	3	59	18
PF	5330-074-3604	GASKET: ACCESSORY DRIVE GROUP 8H9364 (11083)		EA	1	*	*	1	*	*	1	6	*	59	19
PF	3110-516-5490	BEARING, SHAFT: ACCESSORY DRIVE GROUP 8H9789 (11083)		EA	1	REF	REF	REF	REF	REF	REF	REF	REF	59	20
PF	5315-499-7652	SHAFT: ACCESSORY DRIVE GROUP 9L4049 (11083)		EA	1	*	*	1	*	*	1	6	10	59	21
PF	5306-263-7298	SCREW, CAP, HEXAGON HEAD: COVER PLATE, 5/16-18 THD SIZE, 1 1/16 IN. LG 1A9136 (11083)		EA	2	*	*	*	*	*	*	1	*	59	22
PO	5310-407-9566	WASHER, LOCK, SPLIT: COVER PLATE, 5/16 IN. SIZE MS35338-45 (96906)		EA	2	REF	REF	REF	REF	REF	REF	REF	REF	59	23
X2F		PLATE, COVER: ACCESSORY DRIVE GROUP 8H9787 (11083)		EA	1									59	24
PF	5330-074-3605	GASKET, COVER: ACCESSORY DRIVE GROUP 8H9788 (11083)		EA	1	*	*	1	*	*	1	6	*	59	25
X2F		HOUSING ASSEMBLY: ACCESSORY DRIVE GROUP 9L4098 (11083)		EA	1										
P2F	5315-514-1616	PIN, DOWEL: HOUSING ASSEMBLY, 1/4 IN. DIA, 5/8 IN. LG 2H1190 (11083)		EA	3	*	*	*	*	*	*	5	5	59	26
P2F	5315-462-0860	PIN, DOWEL: HOUSING ASSEMBLY, 7/16 IN. DIA, 1/2 IN. LG 3F6808 (11083)		EA	1	*	*	*	*	*	*	2	2	59	27
X1		HOUSING: HOUSING ASSEMBLY 9L4022 (11083)		EA	1									59	28

SMR CODE	FEDERAL STOCK NUMBER	DESCRIPTION REF NUMBER & MFR CODE	USABLE ON CODE	UNIT OF MEAS	QTY INC IN UNIT	30-DAY DS MAINT ALLOWANCE			30-DAY GS MAINT ALLOWANCE			1-YR AL WPER 100 EQUIP CNTG CY	DEPOT MAINT AL WPER 100 EQUIP	ILLUSTRATION	
						1-20	21-50	51-100	1-20	21-50	51-100			FIGURE NO.	ITEM NO.
PF	4730-924-7886	PLUG, PIPE: ACCESSORY DRIVE GROUP, 1/8-27 NPT, HEXAGON HEAD 5M6214 (11083)		EA	1	*	*	*	*	*	*	1	*	59	29
PF	5330-074-3606	GASKET: ACCESSORY DRIVE GROUP 8H9220 (11083)		EA	1	*	*	1	*	*	1	6	*	59	30

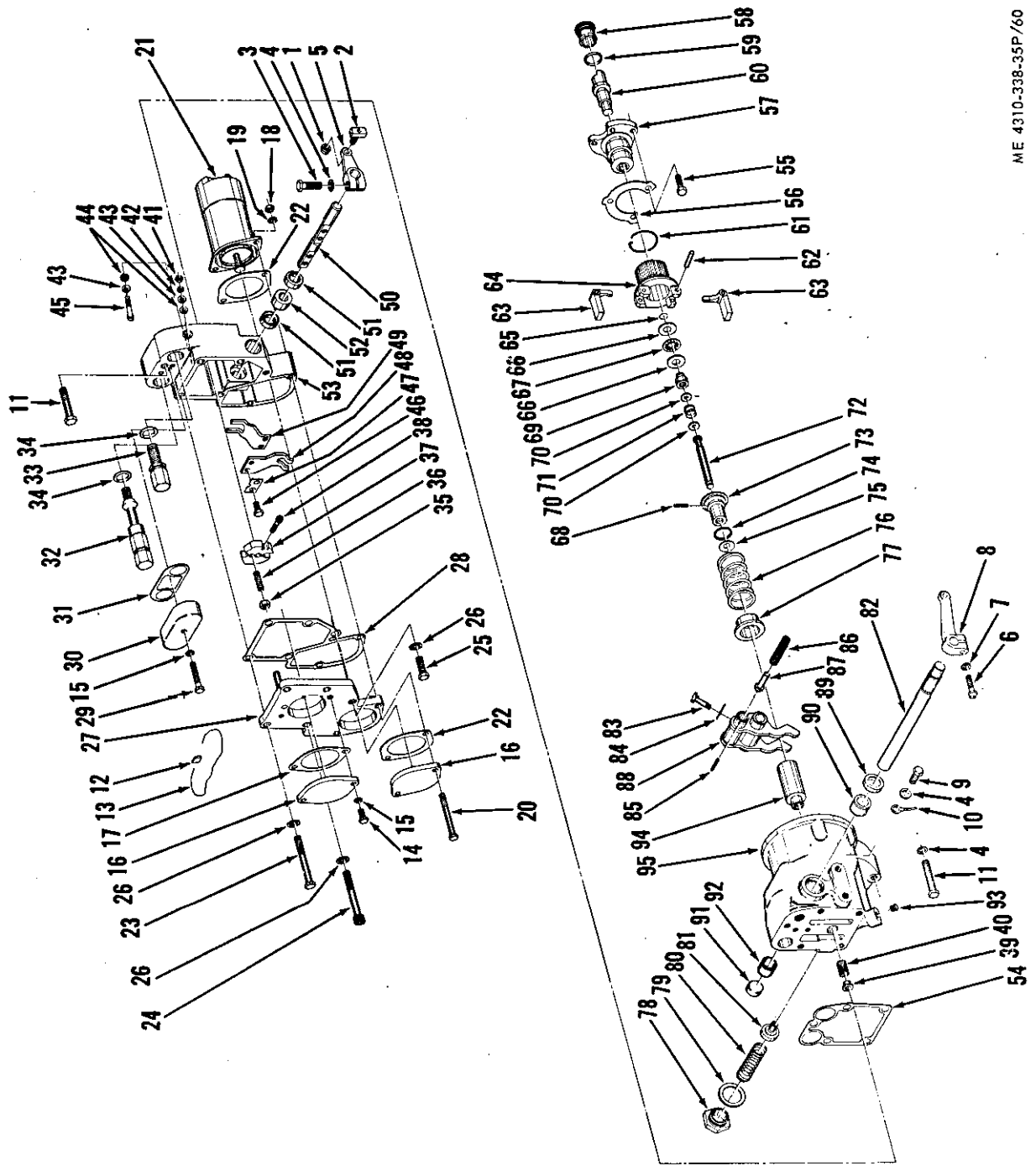


Figure 60. Governor assembly group.

SMR CODE	FEDERAL STOCK NUMBER	DESCRIPTION REF NUMBER & MFR CODE	USABLE ON CODE	UNIT OF MEAS	QTY INC IN UNIT	30-DAY DS MAINT ALLOWANCE			30-DAY GS MAINT ALLOWANCE			1-YR ALWPER 100 EQUIP CNTGCCY	DEPOT MAINT ALWPER 100 EQUIP	ILLUSTRATION	
						1-20	21-50	51-100	1-20	21-50	51-100			FIGURE NO.	ITEM NO.
PH		GROUP 60 - GOVERNOR ASSEMBLY GROUP		EA	1	REF	REF	REF	REF	REF	REF	REF	REF	60	1
X2H		NUT, SELF LOCKING: STOP BLOCK, 1/4-28 THD SIZE 21FC428 (56878)		EA	1									60	2
PH		BLOCK, STOP: GOVERNOR ASSEMBLY GROUP 44132 (16004)		EA	1									60	3
PH		SCREW, CAP, HEXAGON HEAD: ENGINE STOP CONTROL LEVER, 5/16-24 THD SIZE, 1 IN. LG MS35298-34 (96906)		EA	1	*	*	*	*	*	*	2	*	60	4
PH	5310-407-9566	WASHER, LOCK, SPLIT: GOVERNOR ASSEMBLY GROUP, 5/16 IN. SIZE MS35338-45 (96906)		EA	5	REF	REF	REF	REF	REF	REF	REF	REF	60	5
X2H		LEVER: ENGINE STOP CONTROL 1F2419 (11083)		EA	1									60	6
PH	5305-225-3839	SCREW, CAP, HEXAGON HEAD: GOVERNOR CONTROL ROD LEVER, 1/4-20 THD SIZE, 1 IN. LG MS90725-8 (96906)		EA	1	REF	REF	REF	REF	REF	REF	REF	REF	60	7
PH	5310-582-5965	WASHER, LOCK, SPLIT: GOVERNOR ASSEMBLY GROUP, 1/4 IN. SIZE MS35338-25 (96906)		EA	1	REF	REF	REF	REF	REF	REF	REF	REF	60	8
X2H	2990-321-9446	LEVER: GOVERNOR CONTROL ROD 6F2097 (11083)		EA	1									60	9
PH	5305-225-8497	SCREW, CAP, HEXAGON HEAD: GOVERNOR ASSEMBLY GROUP, 5/16-18 THD SIZE, 3/4 IN. LG MS90725-32 (96906)		EA	1	REF	REF	REF	REF	REF	REF	REF	REF	60	10
MO		WIRE ASSEMBLY: SHUTOFF SOLENOID GROUND 48649 (16004) MANUFACTURE FROM:		EA	1									60	11
PO	5940-143-4780	TERMINAL: WIRE ASSEMBLY MS25036-108 (96906)		EA	1	REF	REF	REF	REF	REF	REF	REF	REF		
PO	5940-283-5281	TERMINAL: WIRE ASSEMBLY MS25036-9 (96906)		EA	1	*	*	*	*	*	*	3	3		
PO	6145-263-1308	WIRE, BROWN: No. 14 GA, 600V POLYVINYL INSULATED, 10 IN. LG 59517R (77060)		EA	1	REF	REF	REF	REF	REF	REF	REF	REF		
PF	5306-226-4832	SCREW, CAP, HEXAGON HEAD: GOVERNOR ASSEMBLY GROUP, 5/16-18 THD SIZE, 1-3/4 IN. LG MS90728-39 (96906)		EA	2	REF	REF	REF	REF	REF	REF	REF	REF	60	12
PF	270-137-2022	GOVERNOR ASSEMBLY: GOVERNOR ASSEMBLY GROUP 8L9650 (11083)		EA	1	*	*	*	*	*	*	4	6	60	
X1	5330-074-3586	SEAL: GOVERNOR ASSEMBLY 67 (01019)		EA	2									60	

SMR CODE	FEDERAL STOCK NUMBER	DESCRIPTION REF NUMBER & MFR CODE	USABLE ON CODE	UNIT OF MEAS	QTY INC IN UNIT	30-DAY DS MAINT ALLOWANCE			30-DAY GS MAINT ALLOWANCE			1-YR AL WPER 100 EQUIP CNTGCT	DEPOT MAINT AL WPER 100 EQUIP	ILLUSTRATION	
						1-20	21-50	51-100	1-20	21-50	51-100			FIGURE NO.	ITEM NO.
PF		WIRE, SEAL: GOVERNOR ASSEMBLY, .0286 IN. DIA, STAINLESS STEEL, 12 IN. LG 5H9943 (11083)		EA	2	*	*	1	*	*	1	6	10	60	13
PF	5305-138-0271	SCREW, CAP, HEXAGON HEAD: COVER, GOVERNOR ASSEMBLY, 1/4-20 THD SIZE, 1/2 IN. LG S1082 (11083)		EA	2	*	*	*	*	*	*	1	*	60	14
PF	5310-193-971/2 5310-832-2853	WASHER, FLAT: COVER, GOVERNOR ASSEMBLY, 1/4 IN. SIZE, COPPER 4B9747 (11083)		EA	3	*	*	*	*	*	*	1	*	60	15
X2F	2990-116-0415	COVER: GOVERNOR ASSEMBLY 3L5987 (11083)		EA	2									60	16
X1		GASKET, COVER: GOVERNOR ASSEMBLY 6L1597 (11083)		EA	1									60	17
PO	5310-042-6376	NUT, PLAIN, HEXAGON: SHUTOFF SOLENOID GROUP, 1/4-20 THD SIZE 426376 (24617)		EA	2	REF	REF	REF	REF	REF	REF	REF	REF	60	18
PO	5310-958-7500	WASHER, LOCK, SPLIT: SHUTOFF SOLENOID GROUP, 1/4 IN. SIZE 103-104 (13646)		EA	2	REF	REF	REF	REF	REF	REF	REF	REF	60	19
PF	5306-426-3189	SCREW, CAP, HEXAGON HEAD: SHUTOFF SOLENOID GROUP, 1/4-20 THD SIZE, 2-1/2 IN. LG 1B2714 (11083)		EA	2	*	*	*	*	*	*	1	*	60	20
PO	2920-849-3291	SHUTOFF SOLENOID GROUP: 5L8984 (11083)		EA	1	*	*	1	*	*	1	6	12	60	21
X1		SOLENOID: SHUTOFF SOLENOID GROUP 2N2385 (11083)		EA	1										
X1		SPRING: SHUTOFF SOLENOID GROUP 5L8983 (11083)		EA	1										
X1		SHAFT: SHUTOFF SOLENOID GROUP 5L8982 (11083)		EA	1										
X1	5310-975-2075	NUT: SHUTOFF SOLENOID GROUP MS35691-21 (96906)		EA	2										
X20	2920-367-5168	WIRE: SHUTOFF SOLENOID GROUP, 9 IN. LG 4B9388 (11083)		EA	1										
P20		TERMINAL: SHUTOFF SOLENOID GROUP 2L8076 (11083)		EA	1	*	*	*	*	*	*	4	4		
X20	5975-232-5214	DISCONNECT, TERMINAL QUICK: SHUTOFF SOLENOID GROUP B23 (59730)		EA	4										
X20	2815-362-7818	INSULATOR: SHUTOFF SOLENOID GROUP 8F1559 (11083)		EA	2										

SMR CODE	FEDERAL STOCK NUMBER	DESCRIPTION REF NUMBER & MFR CODE	USABLE ON CODE	UNIT OF MEAS	QTY INC IN UNIT	30-DAY DS MAINT ALLOWANCE			30-DAY GS MAINT ALLOWANCE			1-YR AL WPER 100 EQUIP CNTGCTY	DEPOT MAINT AL WPER 100 EQUIP	ILLUSTRATION	
						1-20	21-50	51-100	1-20	21-50	51-100			FIGURE NO.	ITEM NO.
PO	2990-116-0429	GASKET, COVER: GOVERNOR ASSEMBLY 8L3873 (11083)		EA	2	*	1	1	*	1	1	12	*	60	22
PH	5306-137-3475	SCREW, CAP, HEXAGON HEAD: PLATE ASSEMBLY, 5/16-18 THD SIZE, 2-3/4 IN. LG 8L4308 (11083)		EA	2	*	*	*	*	*	*	1	*	60	23
PH	5306-137-3474	SCREW, CAP, SOCKET HEAD: PLATE ASSEMBLY, 5/16-18 THD SIZE, 2-3/4 IN. LG 2L1352 (11083)		EA	2	*	*	*	*	*	*	1	*	60	24
PH	5306-226-4826	SCREW, CAP, HEXAGON HEAD: PLATE ASSEMBLY, 5/16-18 THD SIZE, 7/8 IN. LG MS90728-33 (96906)		EA	1	REF	REF	REF	REF	REF	REF	REF	REF	60	25
PH	5306-138-0261	WASHER, LOCK: PLATE ASSEMBLY, 5/16 IN. SIZE, INTERNAL TOOTH 3F9556 (11083)		EA	5	*	*	*	*	*	*	1	*	60	26
X2H		PLATE ASSEMBLY: GOVERNOR ASSEMBLY 8L4174 (11083)		EA	1									60	27
X1		GASKET, PLATE ASSEMBLY: GOVERNOR ASSEMBLY 8L4159 (11083)		EA	1									60	28
PF	5306-118-3052	SCREW, CAP, HEXAGON HEAD: IDLE ADJUSTMENT COVER, 1/4-20 THD SIZE, 1-1/2 IN. LG 6L1756 (11083)		EA	1	*	*	*	*	*	*	1	*	60	29
X2F	2990-116-0497	COVER: IDLE ADJUSTMENT, GOVERNOR ASSEMBLY 5L8992 (11083)		EA	1									60	30
X1		GASKET: IDLE ADJUSTMENT COVER 5L8991 (11083)		EA	1									60	31
P2F	5305-137-3267	SCREW, ADJUSTMENT: GOVERNOR ASSEMBLY, LOW IDLE 3S1542 (11083)		EA	1	*	*	*	*	*	*	2	2	60	32
P2F	5305-138-6440	SCREW, ADJUSTMENT: GOVERNOR ASSEMBLY, HIGH IDLE 3S1494 (11083)		EA	1	*	*	*	*	*	*	2	2	60	33
X1	5330-858-8224	PACKING, PREFORMED: IDLE ADJUSTMENT SCREWS, GOVERNOR ASSEMBLY 2J157 (11083)		EA	2									60	34
PH	5310-557-9392	NUT, SELF LOCKING: GOVERNOR ASSEMBLY, 1/4-28 THD SIZE 5S9607 (11083)		EA	1	*	*	*	*	*	*	1	*	60	35
PH	5305-497-0372	SETSCREW: GOVERNOR ASSEMBLY, SOC HD, 1/4-28 THD SIZE, 1.08 IN. LG 8L4155 (11083)		EA	1	*	*	*	*	*	*	1	*	60	36
X2H		COLLAR, STOP: GOVERNOR ASSEMBLY 8L4154 (11083)		EA	1									60	37

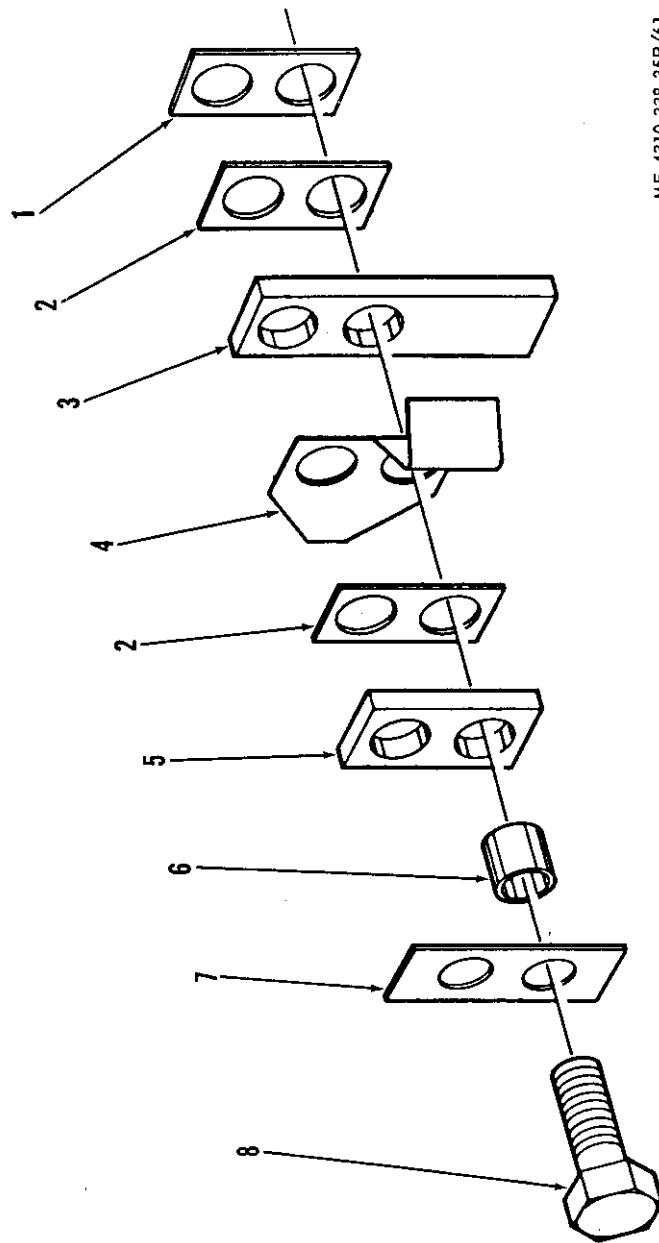
SMR CODE	FEDERAL STOCK NUMBER	DESCRIPTION REF NUMBER & MFR CODE	USABLE ON CODE	UNIT OF MEAS	QTY INC IN UNIT	30-DAY DS MAINT ALLOWANCE			30-DAY GS MAINT ALLOWANCE			1-YR ALWPER 100 EQUIP CNTGCTY	DEPOT MAINT ALWPER 100 EQUIP	ILLUSTRATION	
						1-20	21-50	51-100	1-20	21-50	51-100			FIGURE NO.	ITEM NO.
PH	5305-138-0341	SCREW, CAP, SOCKET HEAD: STOP COLLAR, GOVERNOR ASSEMBLY, No. 8-32 THD SIZE, 1 IN. LG 9M4704 (11083)		EA	1	*	*	*	*	*	*	1	*	60	38
X2H		COLLAR: GOVERNOR ASSEMBLY 2S7289 (11083)		EA	1									60	39
PH	5360-231-9823	SPRING, COLLAR: GOVERNOR ASSEMBLY 2S7235 (11083)		EA	1	*	*	1	*	*	1	8	12	60	40
PF	5213-138-0258	NUT, PLAIN, HEXAGON: GOVERNOR ASSEMBLY, No. 8-32 THD SIZE, BRASS 4B2042 (11083)		EA	1	*	*	*	*	*	*	1	*	60	41
PF	5310-298-7482	WASHER, LOCK, SPLIT: GOVERNOR ASSEMBLY, 3B4501 (11083)		EA	1	*	*	*	*	*	*	1	*	60	42
PF		WASHER, FLAT: GOVERNOR ASSEMBLY, 3/8 IN. SIZE 8F1326 (11083)		EA	2	*	*	*	*	*	*	1	*	60	43
P2F		WASHER, INSULATOR: GOVERNOR ASSEMBLY 2S7307 (11083)		EA	2	*	*	*	*	*	*	4	4	60	44
X2H		SCREW, TERMINAL: GOVERNOR ASSEMBLY, BYPASS 2S7387 (11083)		EA	1									60	45
PF	5306-226-4832	SCREW, CAP, HEXAGON HEAD: COVER ASSEMBLY, 5/16-18 THD SIZE, 1-3/4 IN. LG MS90728-39 (96906)		EA	1	*	*	*	*	*	*	2	*	60	11
X2H		COVER ASSEMBLY: GOVERNOR ASSEMBLY 8L4176 (11083)		EA	1										
PH	5305-071-2506	SCREW, CAP, HEXAGON HEAD: LEVERS, COVER ASSEMBLY, 1/4-20 THD SIZE, 1/2 IN. LG MS90728-3 (96906)		EA	4	*	*	*	*	*	*	1	*	60	46
X1		PLATE, LOCK: LEVERS, COVER ASSEMBLY 1S7336 (11083)		EA	2									60	47
X2H		LEVER, SOLENOID: COVER ASSEMBLY 8L4152 (11083)		EA	1									60	48
X2H		LEVER, SHUTOFF: COVER ASSEMBLY 8L4153 (11083)		EA	1									60	49
P2H	2910-417-1172	SHAFT, SHUTOFF: COVER ASSEMBLY 8L4158 (11083)		EA	1	*	*	*	*	*	*	2	2	60	50
X1		SEAL, SHAFT: COVER ASSEMBLY 506022 (80201)		EA	2									60	51
PH	3120-470-5878	BEARING, SHUTOFF: COVER ASSEMBLY 1S7984 (11084)		EA	1	1	*	1	1	*	1	12	25	60	52
		COVER: COVER ASSEMBLY (NONSERVICE ITEM)		EA	1									60	53

SMR CODE	FEDERAL STOCK NUMBER	DESCRIPTION REF NUMBER & MFR CODE	USABLE ON CODE	UNIT OF MEAS	QTY INC IN UNIT	30-DAY DS MAINT ALLOWANCE			30-DAY GS MAINT ALLOWANCE			1-YR ALWPER 100 EQUIP CNTGCTY	DEPOT MAINT ALWPER 100 EQUIP	ILLUSTRATION	
						1-20	21-50	51-100	1-20	21-50	51-100			FIGURE NO.	ITEM NO.
X1		GASKET, COVER ASSEMBLY: GOVERNOR ASSEMBLY 8L4156 (11083)		EA	1									60	54
P0	5306-261-1153	SCREW, CAP, HEXAGON HEAD: CYLINDER, GOVERNOR ASSEMBLY, 1/4-20 THD SIZE, 3/4 IN. LG S1615 (11083)		EA	3	*	*	*	*	*	*	1	*	60	55
PH	2990-116-0431	LOCK, CYLINDER: CYLINDER, GOVERNOR ASSEMBLY 9M6293 (11083)		EA	1	*	*	1	*	*	1	6	*	60	56
P2H	2990-116-0433	CYLINDER: GOVERNOR ASSEMBLY 154741 (11083)		EA	1	*	*	*	*	*	*	2	2	60	57
P2H	2990-116-0428	SLEEVE, GOVERNOR: CYLINDER, GOVERNOR ASSEMBLY 7L8777 (11083)		EA	1	*	*	*	*	*	*	2	2	60	58
X1		PACKING, PREFORMED: CYLINDER, GOVERNOR ASSEMBLY 8M8997 (11083)		EA	1									60	59
P2H	2990-116-0440	PISTON AND VALVE ASSEMBLY: CYLINDER, GOVERNOR ASSEMBLY 7S8447 (11083)		EA	1	*	*	*	*	*	*	2	2	60	60
P2H	5340-650-3142	RING, LOCK: GOVERNOR ASSEMBLY 7B8105 (11083)		EA	1	*	*	*	*	*	*	2	2	60	61
PH	<del>2990-137-2003</del>	WEIGHT ASSEMBLY: GOVERNOR ASSEMBLY 2M479 (11083)		EA	1	*	1	1	*	1	1	12	20		
X1		PIN, DOWEL: WEIGHT ASSEMBLY, 3/16 IN. DIA, 1-3/16 IN. LG 1S5440 (11083)		EA	2									60	62
X1		WEIGHT: WEIGHT ASSEMBLY 2M477 (11083)		EA	2									60	63
X1		GEAR: WEIGHT ASSEMBLY 5S5059 (11083)		EA	1									60	64
P2H	<del>5340-737-6724</del> <del>5265</del>	RING, LOCK: GOVERNOR ASSEMBLY 3K810 (11083)		EA	1	*	*	*	*	*	*	2	2	60	65
PH	3120-118-3007	RACE, BEARING: GOVERNOR ASSEMBLY 7M7193 (11083)		EA	2	*	*	1	*	*	1	6	12	60	66
PH	3120-237-6955	BEARING, NEEDLE: GOVERNOR ASSEMBLY, THRUST 7M7219 (11083)		EA	1	*	*	1	*	*	1	6	12	60	67
P2H	<del>52513-1432</del>	PIN, DOWEL: GOVERNOR ASSEMBLY, 1/8 IN. DIA, .781 IN. LG 8M8726 (11083)		EA	1	*	*	*	*	*	*	2	2	60	68
P2H	2990-116-0434	SLEEVE, GOVERNOR PILOT: GOVERNOR ASSEMBLY 2S7 (11083)		EA	1	*	*	*	*	*	*	2	2	60	69
P2H	5310-470-5568	WASHER, SPECIAL: GOVERNOR ASSEMBLY 9M6302 (11083)		EA	2	*	*	*	*	*	*	4	4	60	70
PH	2990-116-0432	SPRING: GOVERNOR ASSEMBLY 9M6303 (11083)		EA	1	*	*	1	*	*	1	6	12	60	71



SMR CODE	FEDERAL STOCK NUMBER	DESCRIPTION REF NUMBER & MFR CODE	USABLE ON CODE	UNIT OF MEAS	QTY INC IN UNIT	30-DAY DS MAINT ALLOWANCE			30-DAY GS MAINT ALLOWANCE			1-YR AL WPER 100 EQUIP CNTGCTY	DEPOT MAINT AL WPER 100 EQUIP	ILLUSTRATION	
						1-20	21-50	51-100	1-20	21-50	51-100			FIGURE NO.	ITEM NO.
						*	*	*	*	*	*				
P2H	5315-129-0178	BOLT, FULL LOAD STOP: GOVERNOR ASSEMBLY 8M8739 (11083)		EA	1	*	*	*	*	*	*	2	2	60	72
P2H	2990-116-0435	SEAT, SPRING: GOVERNOR ASSEMBLY 2S8 (11083)		EA	1	*	*	*	*	*	*	2	2	60	73
P2H		RING, RETAINING: GOVERNOR ASSEMBLY 8M8993 (11083)		EA	1	*	*	*	*	*	*	2	2	60	74
P2H	2990-903-6938	SPRING, GOVERNOR: GOVERNOR ASSEMBLY 8H9181 (11083)		EA	1	*	*	*	*	*	*	2	2	60	75
PH	5360-498-2885	SPRING: GOVERNOR ASSEMBLY 8M9140 (11083)		EA	1	*	*	*	*	*	*	4	10	60	76
X2H	2990-409-6515	SEAT ASSEMBLY, SPRING: GOVERNOR ASSEMBLY 3S9639 (11083)		EA	1									60	77
P2H	5340-944-8063	PLUG: GOVERNOR ASSEMBLY 9M4690 (11083)		EA	1	*	*	*	*	*	*	2	2	60	78
X1	5330-921-7128	GASKET, PLUG: GOVERNOR ASSEMBLY 9F4522 (11083)		EA	1									60	79
PH	2910-920-6786	SPRING, PLUNGER: GOVERNOR ASSEMBLY 1S9312 (11083)		EA	1	*	*	1	*	*	1	8	12	60	80
P2H	2910-999-9028	PLUNGER: GOVERNOR ASSEMBLY 9M1216 (11083)		EA	1	*	*	*	*	*	*	2	2	60	81
P2H	2910-477-9771	SHAFT, LEVER: GOVERNOR ASSEMBLY 8L8883 (11083)		EA	1	*	*	*	*	*	*	3	3	60	82
P2H	5306-843-7044	SCREW, CAP, HEXAGON HEAD: LEVER ASSEMBLY 1S219 (11083)		EA	1	*	*	*	*	*	*	2	2	60	83
P2H	2815-352-7415	PLATE, LOCK: LEVER ASSEMBLY 2F4159 (11083)		EA	1	*	*	*	*	*	*	4	4	60	84
P2H	5315-921-7159	PIN, DOWEL: LEVER ASSEMBLY, 1/8 IN. DIA, .69 IN. LG 5H1351 (11083)		EA	1	*	*	*	*	*	*	2	2	60	85
PH	5360-132-0210	SPRING: LEVER ASSEMBLY 4L9971 (11083)		EA	1	*	1	1	*	1	1	12	12	60	86
P2H	5315-952-7737	PLUNGER, PIN, SHOULDER HEADLESS: LEVER ASSEMBLY 9M9788 (11083)		EA	1	*	*	*	*	*	*	2	2	60	87
P2H	2990-116-0436	LEVER ASSEMBLY: GOVERNOR ASSEMBLY 3S9640 (11083)		EA	1	*	*	*	*	*	*	2	2	60	88
X2H		HOUSING ASSEMBLY: GOVERNOR ASSEMBLY 7L457 (11083)		EA	1										
PH		SEAL, SHAFT: HOUSING ASSEMBLY 9S4671 (11083)		EA	1	*	*	1	*	*	1	6	10	60	89

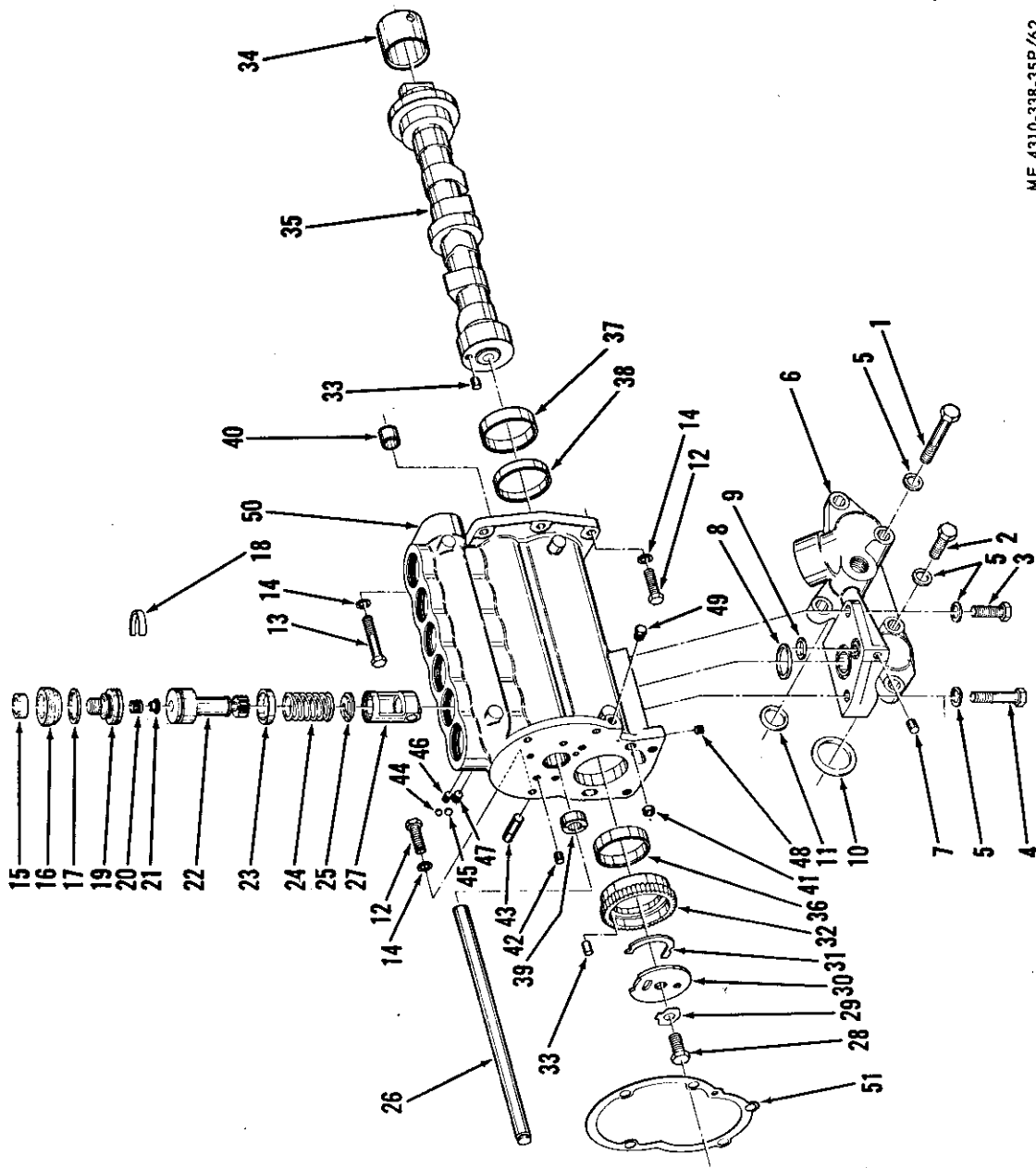
SMR CODE	FEDERAL STOCK NUMBER	DESCRIPTION REF NUMBER & MFR CODE	USABLE ON CODE	UNIT OF MEAS	QTY INC IN UNIT	30-DAY DS MAINT ALLOWANCE			30-DAY GS MAINT ALLOWANCE			1-YR ALWPER 100 EQUIP CNTGCTY	DEPOT MAINT ALWPER 100 EQUIP	ILLUSTRATION	
						1-20	21-50	51-100	1-20	21-50	51-100			FIGURE NO.	ITEM NO.
PH	3120-482-1419	BEARING, SLEEVE: HOUSING ASSEMBLY 9S798 (11083)		EA	1	*	*	1	*	*	1	6	10	60	90
PH	2990-116-3223	BEARING, SLEEVE: HOUSING ASSEMBLY 8S134 (11083)		EA	1	*	*	1	*	*	1	6	10	60	92
P2H	5340-423-4804	PLUG, CUP: HOUSING ASSEMBLY 4F4585 (11083)		EA	1	*	*	*	*	*	*	5	5	60	91
PH	<i>4730-595-1884</i>	PLUG, PIPE: HOUSING ASSEMBLY, HEX HD (2S7905 (11083)) <i>444606 (24617)</i>		EA	1	*	*	*	*	*	*	1	*	60	93
X2H	2990-116-0423	GUIDE, SPRING: HOUSING ASSEMBLY 8M8403 (11083)		EA	1									60	94
		HOUSING: HOUSING ASSEMBLY (NONSERVICE ITEM)		EA	1									60	95



ME 4310-338-35P/61

Figure 61. Stop rack group.

SMR CODE	FEDERAL STOCK NUMBER	DESCRIPTION REF NUMBER & MFR CODE	USABLE ON CODE	UNIT OF MEAS	QTY INC IN UNIT	30-DAY DS MAINT ALLOWANCE			30-DAY GS MAINT ALLOWANCE			1-YR AL WPER 100 EQUIP CNTGCTY	DEPOT MAINT AL WPER 100 EQUIP	ILLUSTRATION		
						1-20	21-50	51-100	1-20	21-50	51-100			FIGURE NO.	ITEM NO.	
AH		GROUP 61 - STOP RACK GROUP STOP RACK GROUP: 2S9519 (11083)		EA	1											
P2H	2910-116-0406	PLATE, SPACER: STOP RACK GROUP 9M6523 (11083)		EA	1	*	*	*	*	*	*	2	2	61	1	
P2H	5365-139-0099	SPACER, GOVERNOR: STOP RACK GROUP 2S7390 (11083)		EA	2	*	*	*	*	*	*	4	4	61	2	
P2H	2710-137-2004	BAR, FULL LOAD STOP: STOP RACK GROUP 2S7391 (11083)		EA	1	*	*	*	*	*	*	2	2	61	3	
P2H	2710-138-8224	CONTACT, GOVERNOR: STOP RACK GROUP 8S4317 (11083)		EA	1	*	*	*	*	*	*	2	2	61	4	
P2H		RETAINER: STOP RACK GROUP 3S602 (11083)		EA	1	*	*	*	*	*	*	2	2	61	5	
PH	2770-137-1760	SLEEVE, INSULATOR: STOP RACK GROUP 3S594 (11083)		EA	2	*	1	1	*	1	1	12	24	61	6	
PH	2910-116-0412	PLATE, LOCK: STOP RACK GROUP 9M6292 (11083)		EA	1	*	*	*	*	*	*	2	*	61	7	
PH	5306-261-1153	SCREW, CAP, HEXAGON HEAD: STOP RACK GROUP, 1/4-20 THD SIZE, 3/4 IN. LG S1615 (11083)		EA	2	REF	REF	REF	REF	REF	REF	REF	REF	61	8	



ME 4310-338-35P/62

Figure 62. Fuel injection pump assembly group.

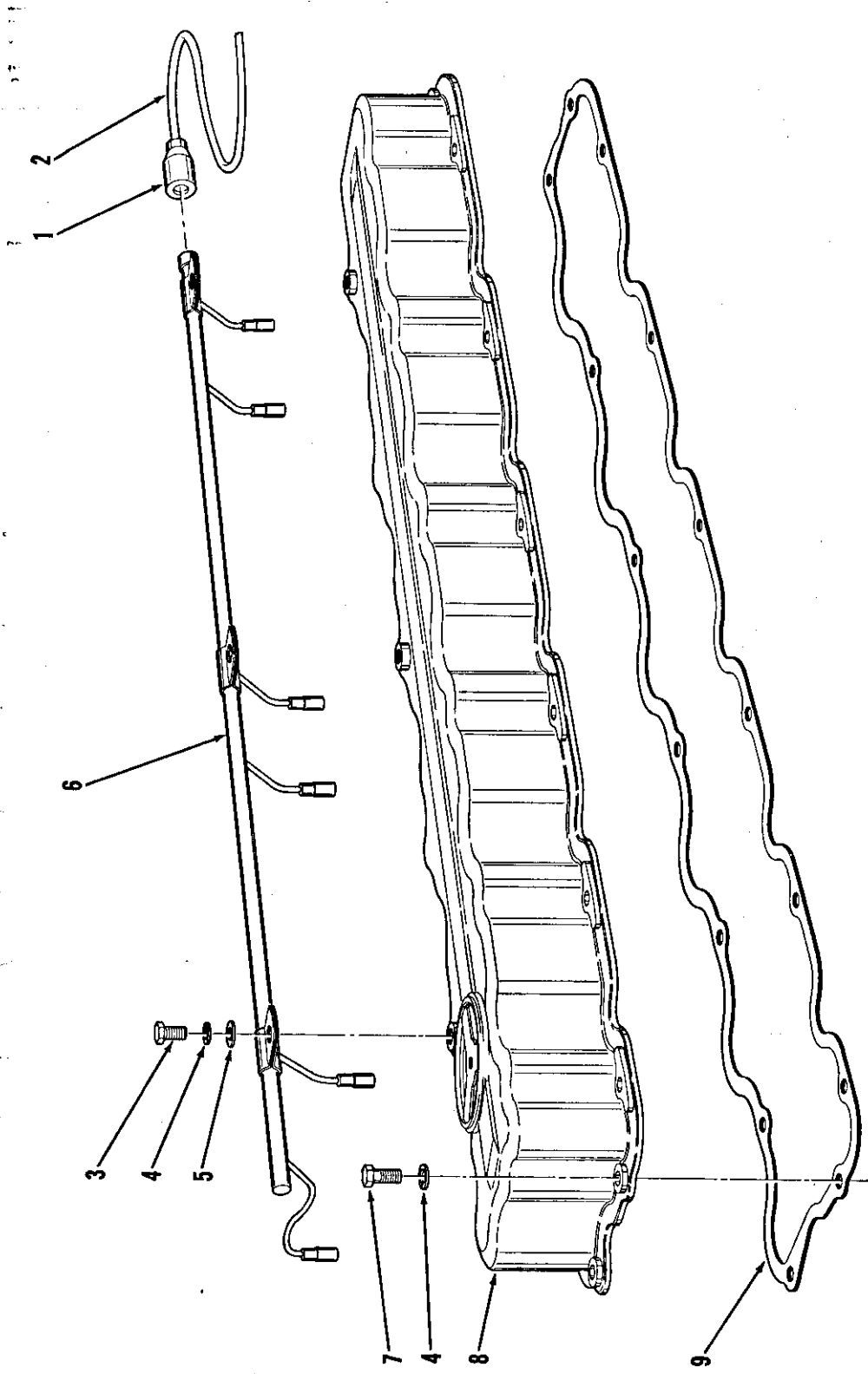
SMR CODE	FEDERAL STOCK NUMBER	DESCRIPTION REF NUMBER & MFR CODE	USABLE ON CODE	UNIT OF MEAS	QTY INC IN UNIT	30-DAY DS MAINT ALLOWANCE			30-DAY GS MAINT ALLOWANCE			1-YR ALWPER 100 EQUIP CNTGCY	DEPOT MAINT ALWPER 100 EQUIP	ILLUSTRATION	
						1-20	21-50	51-100	1-20	21-50	51-100			FIGURE NO.	ITEM NO.
PF	5306-240-0797	GROUP 62 - FUEL INJECTION PUMP ASSEMBLY GROUP SCREW, CAP, HEXAGON HEAD: BRACKET, FUEL INJECTION PUMP, 3/8-16 THD SIZE, 2-3/4 IN. LG T573 (11083)		EA	1	REF	REF	REF	REF	REF	REF	REF	REF	62	1
PF	5306-637-4956	SCREW, CAP, HEXAGON HEAD: BRACKET, FUEL INJECTION PUMP, 3/8-16 THD SIZE, 1-1/4 IN. LG S1588 (11083)		EA	4	REF	REF	REF	REF	REF	REF	REF	REF	62	2
PF	5306-423-8194	SCREW, CAP, HEXAGON HEAD: BRACKET, FUEL INJECTION PUMP, 3/8-16 THD SIZE, 1-1/8 IN. LG 1A2029 (11083)		EA	1	REF	REF	REF	REF	REF	REF	REF	REF	62	3
PF	5305-269-3215	SCREW, CAP, HEXAGON HEAD: BRACKET, FUEL INJECTION PUMP, 3/8-16 THD SIZE, 1-3/4 IN. LG MS90725-65 (96906)		EA	1	REF	REF	REF	REF	REF	REF	REF	REF	62	4
PF	5310-514-6849	WASHER, LOCK, SPLIT: BRACKET, FUEL INJECTION PUMP, 3/8 IN. SIZE 3B4506 (11083)		EA	7	REF	REF	REF	REF	REF	REF	REF	REF	62	5
X2F		BRACKET: FUEL INJECTION PUMP MOUNTING 9L4199 (11083)		EA	1									62	6
PH	4730-472-9787	PLUG: BRACKET, FUEL INJECTION PUMP 9F2247 (11083)		EA	1	*	*	*	*	*	*	1	*	62	7
PF		PACKING, PREFORMED: BRACKET, FUEL INJECTION PUMP 8M5260 (11083)		EA	1	*	*	1	*	*	1	6	*	62	8
PF	5330-913-8872	PACKING, PREFORMED: BRACKET, FUEL INJECTION PUMP 8M5248 (11083)		EA	1	*	*	1	*	*	1	6	*	62	9
PF	5330-925-4778	PACKING, PREFORMED: BRACKET, FUEL INJECTION PUMP 8M4987 (11083)		EA	1	*	*	1	*	*	1	6	*	62	10
PF	2520-890-2235	PACKING, PREFORMED: BRACKET, FUEL INJECTION PUMP 8M5253 (11083)		EA	1	*	*	1	*	*	1	6	*	62	11
PF	5306-226-4827	SCREW, CAP, HEXAGON HEAD: FUEL INJECTION PUMP ASSEMBLY, 5/16-18 THD SIZE, 1 IN. LG MS90728-34 (96906)		EA	3	*	*	*	*	*	*	1	*	62	12
PF	5306-226-4832	SCREW, CAP, HEXAGON HEAD: FUEL INJECTION PUMP ASSEMBLY, 5/16-18 THD SIZE, 1-3/4 IN. LG MS90728-39 (96906)		EA	2	REF	REF	REF	REF	REF	REF	REF	REF	62	13
PF	5310-407-9566	WASHER, LOCK, SPLIT: FUEL INJECTION PUMP ASSEMBLY, 5/16 IN. SIZE MS35338-45 (96906)		EA	5	REF	REF	REF	REF	REF	REF	REF	REF	62	14

SMR CODE	FEDERAL STOCK NUMBER	DESCRIPTION REF NUMBER & MFR CODE	USABLE ON CODE	UNIT OF MEAS	QTY INC IN UNIT	30-DAY DS MAINT ALLOWANCE			30-DAY GS MAINT ALLOWANCE			1-YR ALWPER 100 EQUIP CNTGNCY	DEPOT MAINT ALWPER 100 EQUIP	ILLUSTRATION	
						1-20	21-50	51-100	1-20	21-50	51-100			FIGURE NO.	ITEM NO.
						*	*	*	*	*	*				
PFS	2910-487-3428	FUEL INJECTION PUMP ASSEMBLY: 9L4103 (11083)		EA	1	*	*	*	*	*	*	4	6		
PF	5330-858-6277	WASHER, FELT: FUEL INJECTION PUMP ASSEMBLY 8H9204 (11083)		EA	6	*	1	1	*	1	1	12	100	62	15
PH	2910-898-6703	BUSHING: FUEL INJECTION PUMP ASSEMBLY 2M4314 (11083)		EA	6	*	*	6	*	*	6	36	*	62	16
PH	5330-893-8335	WASHER, NONMETALLIC: FUEL INJECTION PUMP ASSEMBLY 1M1077 (11083)		EA	6	*	*	1	*	*	1	12	*	62	17
PH	5340-074-3608	RING, RETAINER: FUEL INJECTION PUMP ASSEMBLY 1M3506 (11083)		EA	6	*	*	6	*	*	6	36	72	62	18
PH	2910-499-9925	BONNET, DISCHARGE: FUEL INJECTION PUMP ASSEMBLY 7S6683 (11083)		EA	6	*	*	6	*	*	6	36	72	62	19
PH	5365-440-4804	SPRING: FUEL INJECTION PUMP ASSEMBLY 9S97 (11083)		EA	6	*	1	1	*	1	1	12	100	62	20
PH	2910-138-8253	VALVE, CHECK: FUEL INJECTION PUMP ASSEMBLY 8S4175 (11083)		EA	6	*	1	1	*	1	1	12	100	62	21
PH	2910-487-3429	PLUNGER AND BARREL ASSEMBLY: FUEL INJECTION PUMP ASSEMBLY 9L4102 (11083)		EA	6	*	1	2	*	1	2	18	100	62	22
P2H	5365-492-8851	SPACER: FUEL INJECTION PUMP ASSEMBLY .170 IN. THICK, USE AS REQUIRED 5M2697 (11083)		EA	6	*	*	*	*	*	*	2	2	62	23
P2H	5365-458-1931	SPACER: FUEL INJECTION PUMP ASSEMBLY, .174 IN. THICK, USE AS REQUIRED 2M4208 (11083)		EA	6	*	*	*	*	*	*	2	2	62	23
P2H	5365-449-8673	SPACER: FUEL INJECTION PUMP ASSEMBLY, .178 IN. THICK, USE AS REQUIRED 2M4209 (11083)		EA	6	*	*	*	*	*	*	2	2	62	23
P2H	5365-448-8640	SPACER: FUEL INJECTION PUMP ASSEMBLY, .182 IN. THICK, USE AS REQUIRED 2M4210 (11083)		EA	6	*	*	*	*	*	*	2	2	62	23
P2H	5365-447-8638	SPACER: FUEL INJECTION PUMP ASSEMBLY, .186 IN. THICK, USE AS REQUIRED 2M4211 (11083)		EA	6	*	*	*	*	*	*	2	2	62	23
P2H	5365-447-8638	SPACER: FUEL INJECTION PUMP ASSEMBLY, .190 IN. THICK, USE AS REQUIRED 2M4212 (11083)		EA	6	*	*	*	*	*	*	2	2	62	23
P2H	5365-137-0074	SPACER: FUEL INJECTION PUMP ASSEMBLY, .194 IN. THICK, USE AS REQUIRED 5M2691 (11083)		EA	6	*	*	*	*	*	*	2	2	62	23

SMR CODE	FEDERAL STOCK NUMBER	DESCRIPTION REF NUMBER & MFR CODE	USABLE ON CODE	UNIT OF MEAS	QTY INC IN UNIT	30-DAY DS MAINT ALLOWANCE			30-DAY GS MAINT ALLOWANCE			1-YR ALWPER 100 EQUIP CNTGCV	DEPOT MAINT ALWPER 100 EQUIP	ILLUSTRATION	
						1-20	21-50	51-100	1-20	21-50	51-100			FIGURE NO.	ITEM NO.
P2H	5365-149-8683	SPACER: FUEL INJECTION PUMP ASSEMBLY, .198 IN. THICK, USE AS REQUIRED 5S7189 (11083)		EA	6	*	*	*	*	*	*	2	2	62	23
PH	2910-858-6200	SPRING, HELICAL: FUEL INJECTION PUMP ASSEMBLY 1S206 (11083)		EA	6	1	1	2	1	1	2	24	48	62	24
PH	5310-921-6917	WASHER, RETAINER: FUEL INJECTION PUMP ASSEMBLY 9H5729 (11083)		EA	6	*	*	6	*	*	6	36	72	62	25
P2H	2910-849-3254	RACK: FUEL INJECTION PUMP ASSEMBLY 1S7436 (11083)		EA	1	*	*	*	*	*	*	2	2	62	26
PH	2910-920-6785	LIFTER ASSEMBLY: FUEL INJECTION PUMP ASSEMBLY 3S9735 (11083)		EA	6	*	1	1	*	1	1	12	20	62	27
PH	5306-261-1150	SCREW, CAP, HEXAGON HEAD: FUEL INJECTION PUMP ASSEMBLY, 3/8-24 THD SIZE, 3/4 IN. LG L472 (11083)		EA	1	*	*	*	*	*	*	1	*	62	28
P2H	5310-620-5730	PLATE, LOCK: FUEL INJECTION PUMP ASSEMBLY 2H3504 (11083)		EA	1	*	*	*	*	*	*	2	2	62	29
X2H		PLATE, SPRING RETAINING: FUEL INJECTION PUMP ASSEMBLY 7M5940 (11083)		EA	1									62	30
PH	2910-116-0442	SPRING: FUEL INJECTION PUMP ASSEMBLY 1S214 (11083)		EA	1	*	*	1	*	*	1	6	10	62	31
PF	2910-116-6913	GEAR ASSEMBLY: FUEL INJECTION PUMP ASSEMBLY 5S5058 (11083)		EA	1	*	*	*	*	*	*	4	8	62	32
X1	5315-999-8417	PIN, DOWEL: GEAR ASSEMBLY, 1/4 IN. DIA, 1/2 IN. LG 6H9208 (11083)		EA	1									62	33
PH	2910-455-5795	CAMSHAFT ASSEMBLY: FUEL INJECTION PUMP ASSEMBLY 1M101 (11083)		EA	1	*	*	1	*	*	1	6	10		
X1	2815-920-6765	SLEEVE: CAMSHAFT ASSEMBLY 1M690 (11083)		EA	1									62	34
X1	5315-999-8417	PIN, DOWEL: CAMSHAFT ASSEMBLY 6H9208 (11083)		EA	1									62	33
X1		CAMSHAFT: CAMSHAFT ASSEMBLY 3S1440 (11083)		EA	1									62	35
X1		HOUSING ASSEMBLY: FUEL INJECTION PUMP ASSEMBLY 5S9051 (11083)		EA	1										
PH	3110-999-8160 3120	BEARING, SLEEVE: HOUSING ASSEMBLY 2M8604 (11083)		EA	1	*	*	1	*	*	1	6	10	62	36
PH	3120-939-6691	BEARING, SLEEVE: HOUSING ASSEMBLY 9H1284 (11083)		EA	1	*	*	1	*	*	1	6	10	62	37
PH	3120-946-8457	RING, SPACER: HOUSING ASSEMBLY 1M1226 (11083)		EA	1	*	*	1	*	*	1	6	10	62	38



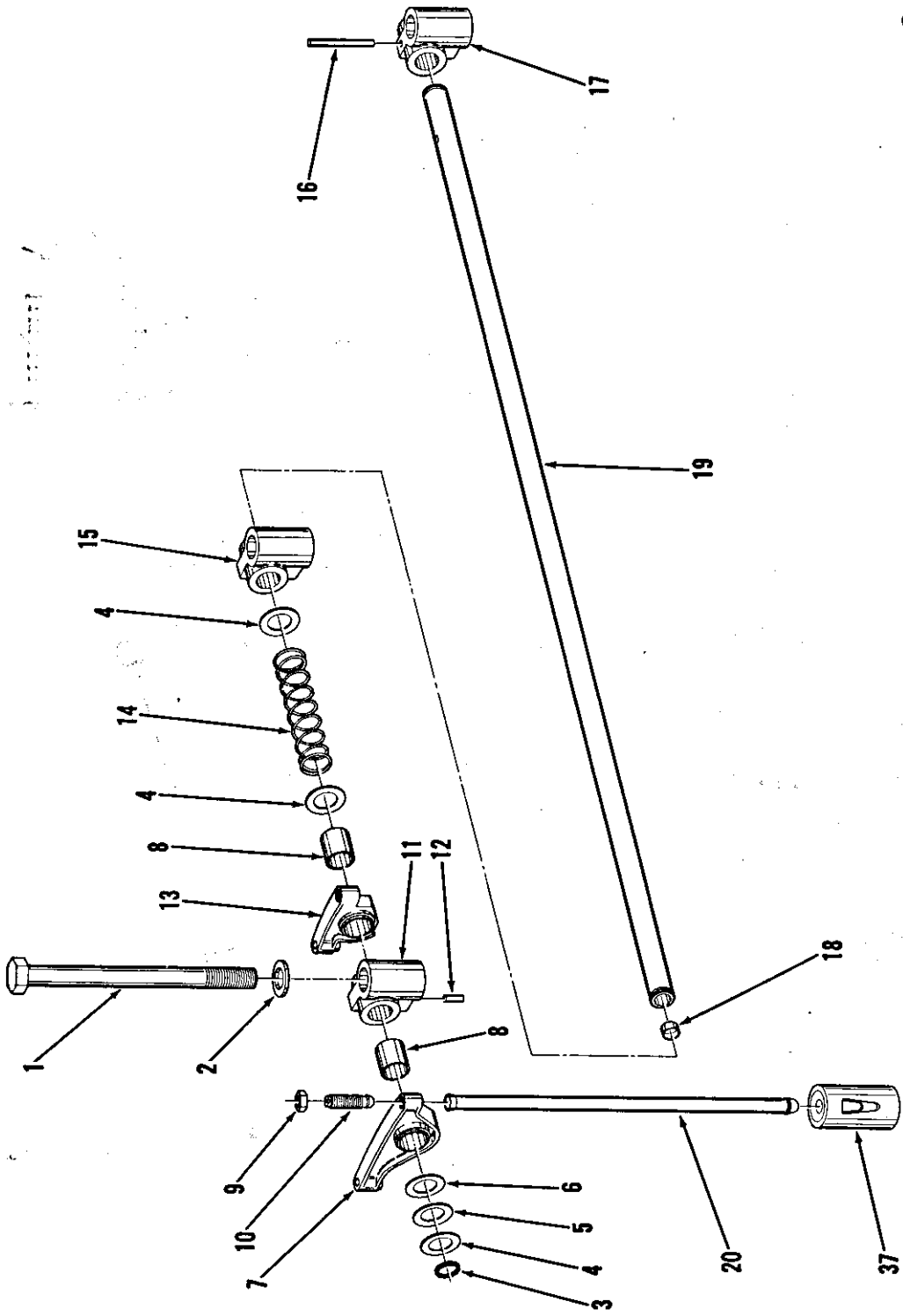
SMR CODE	FEDERAL STOCK NUMBER	DESCRIPTION REF NUMBER & MFR CODE	USABLE ON CODE	UNIT OF MEAS	QTY INC IN UNIT	30-DAY DS MAINT ALLOWANCE			30-DAY GS MAINT ALLOWANCE			1-YR ALWPER 100 EQUIP CNTGCTY	DEPOT MAINT ALWPER 100 EQUIP	ILLUSTRATION	
						1-20	21-50	51-100	1-20	21-50	51-100			FIGURE NO.	ITEM NO.
PH	2910-851-4696	BEARING, SLEEVE: HOUSING ASSEMBLY 151953 (11083)		EA	1	*	*	1	*	*	1	6	10	62	39
PH	3120-921-3210	BEARING, SLEEVE: HOUSING ASSEMBLY 9H1296 (11083)		EA	1	*	*	1	*	*	1	6	10	62	40
P2H	5340-223-7092	PLUG, CUP: HOUSING ASSEMBLY 2A3746 (11083)		EA	1	*	*	*	*	*	*	2	2	62	41
P2H	5315-363-9248	PIN, DOWEL: HOUSING ASSEMBLY, 1/4 IN. DIA, 5/16 IN. LG 4F6024 (11083)		EA	2	*	*	*	*	*	*	4	4	62	42
P2H	5315-942-7167	PIN, DOWEL: HOUSING ASSEMBLY 4M1474 (11083)		EA	3	*	*	*	*	*	*	4	4	62	43
PH		BALL, PLUG, ALLUMINUM: HOUSING ASSEMBLY 1P232 (11083)		EA	6	*	*	6	*	*	6	36	72	62	44
PH		BALL, PLUG, ALLUMINUM: HOUSING ASSEMBLY 1P231 (11083)		EA	6	*	*	6	*	*	6	36	72	62	45
PH		PIN, DOWEL, SPECIAL: HOUSING ASSEMBLY 1P233 (11083)		EA	6	*	*	6	*	*	6	36	72	62	46
PH		PIN, DOWEL, SPECIAL: HOUSING ASSEMBLY 1P234 (11083)		EA	6	*	*	6	*	*	6	36	72	62	47
PH	4730-134-8108	PLUG, PIPE: HOUSING ASSEMBLY, 1/16-27 NPTF, SOC HD 3D4603 (11083)		EA	1	*	*	*	*	*	*	2	2	62	48
PH	4730-595-1834	PLUG, PIPE: HOUSING ASSEMBLY, 1/16-27 NPTF, HEXAGON HEAD (2S7905 (11083)) 444606 (24617)		EA	1	REF	REF	REF	REF	REF	REF	REF	REF	62	49
XI		HOUSING: HOUSING ASSEMBLY 5S7999 (11083)		EA	1									62	50
PF	5330-441-9847	GASKET: FUEL INJECTION PUMP ASSEMBLY 7L552 (11083)		EA	1	*	*	1	*	*	1	6	*	62	51



ME 4310-338-35P/63

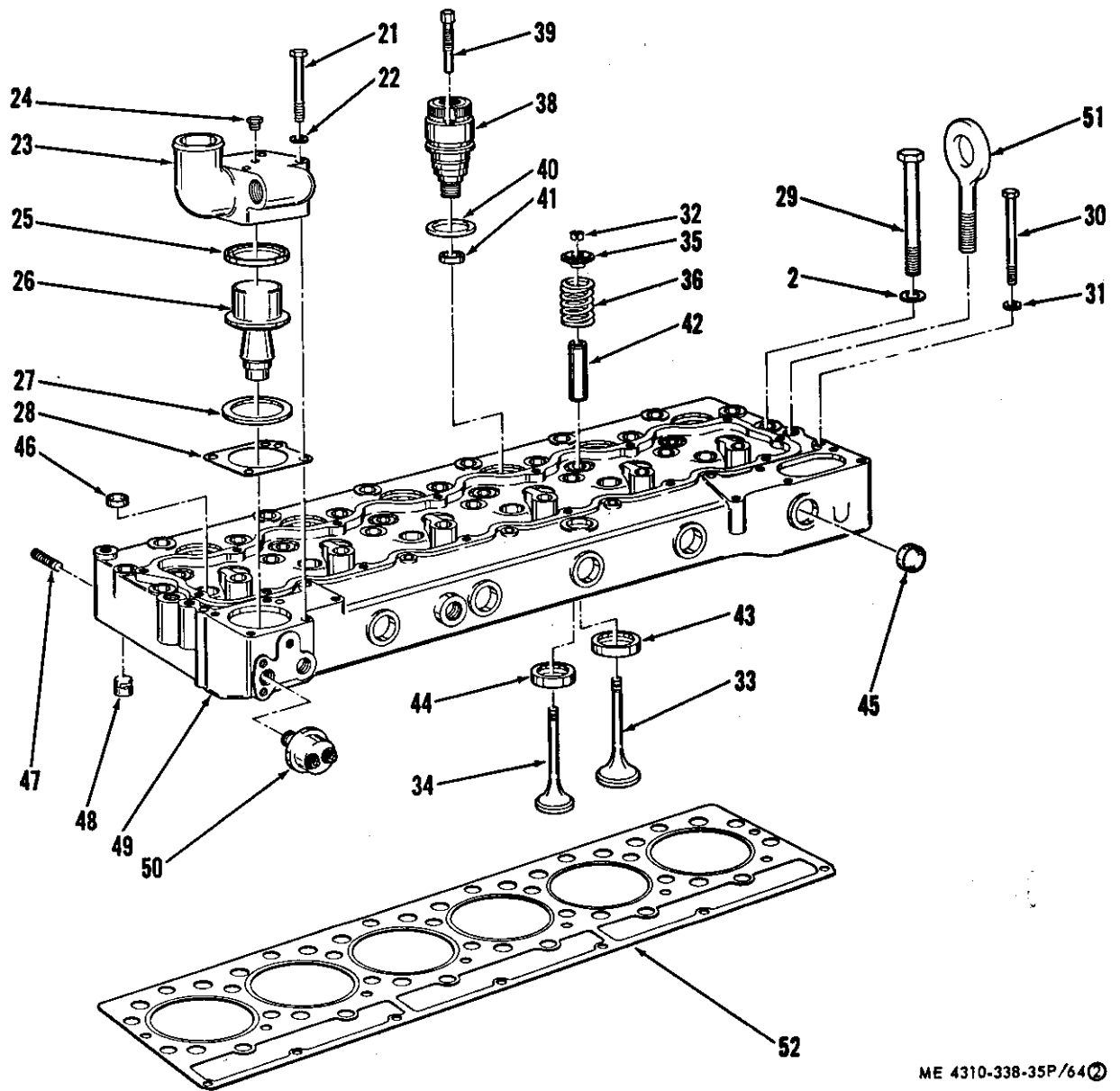
Figure 63. Valve cover assembly and glow plug wiring group.

SMR CODE	FEDERAL STOCK NUMBER	DESCRIPTION REF NUMBER & MFR CODE	USABLE ON CODE	UNIT OF MEAS	QTY INC IN UNIT	30-DAY DS MAINT ALLOWANCE			30-DAY GS MAINT ALLOWANCE			1-YR ALWPER 100 EQUIP CNTGCTY	DEPOT MAINT ALWPER 100 EQUIP	ILLUSTRATION			
						1-20	21-50	51-100	1-20	21-50	51-100			FIGURE NO.	ITEM NO.		
AO		GROUP 63 - VALVE COVER ASSEMBLY AND GLOW PLUG WIRING GROUP															
PO	2230-618-1273	GLOW PLUG WIRING GROUP: 8L4480 (11083)		EA	1												
PO		WIRE ASSEMBLY: GLOW PLUG WIRING GROUP 7L6613 (11083) MANUFACTURE FROM:		EA	1	*	*	1	*	*	1	6	10	63	1		
X1	5940-399-6676	TERMINAL: WIRE ASSEMBLY 3M6018 (11083)		EA	1												
X1	5310-298-8903	WASHER: WIRE ASSEMBLY 2R1033 (11083)		EA	1												
X1		SHELL: WIRE ASSEMBLY 7L6614 (11083)		EA	1												
P20		WIRE: WIRE ASSEMBLY, 59-1/2 IN. LG 12 GA, (9M9498)(11083) 458737		EA	1	*	*	*	*	*	*	12	12	63	2		
PF	5306-814-6967	SCREW, CAP, HEXAGON HEAD: LEAD ASSEMBLY, 5/16-18 THD SIZE, 5/8 IN. LG 2H3755 (11083)		EA	3	REF	REF	REF	REF	REF	REF	REF	REF	REF	REF	63	3
PO	5310-407-9566	WASHER, LOCK, SPLIT: VALVE COVER ASSEMBLY AND GLOW PLUG WIRING GROUP, 5/16 IN. SIZE MS35338-45 (96906)		EA	18	REF	REF	REF	REF	REF	REF	REF	REF	REF	REF	63	4
PO	2910-362-8168	WASHER, FLAT: LEAD ASSEMBLY, 5/16 IN. SIZE 4B4277 (11083)		EA	3	REF	REF	REF	REF	REF	REF	REF	REF	REF	REF	63	5
P20	2920-936-7106	LEAD ASSEMBLY: GLOW PLUG WIRING GROUP 5S8479 (11083)		EA	1	*	*	*	*	*	*	3	3	63	6		
PO	5306-814-6597	SCREW, CAP, HEXAGON HEAD: VALVE COVER ASSEMBLY, 5/16-18 THD SIZE, 3/4 IN. LG S1617 (11083)		EA	15	*	*	*	*	*	*	2	*	63	7		
X20		VALVE COVER ASSEMBLY: 2N3872 (11083)		EA	1									63	8		
PO	5330-520-1552	GASKET: VALVE COVER ASSEMBLY 8S1605 (11083)		EA	1	*	1	2	*	1	2	18	*	63	9		



ME 4310-338-35P/640

Figure 64. Cylinder head and valve mechanism group (sheet 1 of 2).



ME 4310-338-35P/64②

Figure 64. Cylinder head and valve mechanism group (sheet 2 of 2).

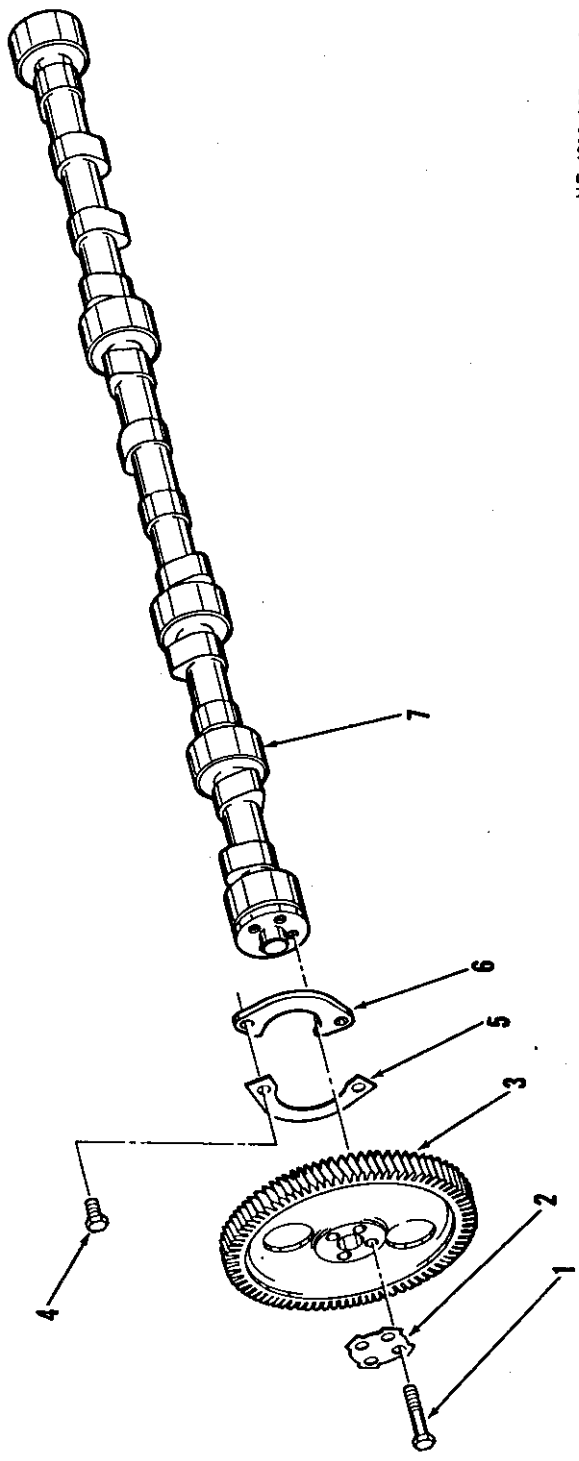
SMR CODE	FEDERAL STOCK NUMBER	DESCRIPTION	USABLE ON CODE	UNIT OF MEAS	QTY INC IN UNIT	30-DAY DS MAINT ALLOWANCE			30-DAY GS MAINT ALLOWANCE			1-YR AL WPER 100 EQUIP CNTGCTY	DEPOT MAINT AL WPER 100 EQUIP	ILLUSTRATION		
						1-20	21-50	51-100	1-20	21-50	51-100			FIGURE NO.	ITEM NO.	
		GROUP 64 - CYLINDER HEAD AND VALVE MECHANISM GROUP														
AF		CYLINDER HEAD AND VALVE MECHANISM GROUP: 7L266 (11083)		EA	1											
PF	5306-401-5261	SCREW, CAP, HEXAGON HEAD: ROCKER ARMS GROUP, 5/8-11 THD SIZE, 8 IN. LG 1B7709 (11083)		EA	6	*	*	*	*	*	*	5	5	64	1	
PF		WASHER, FLAT: ROCKER ARMS GROUP, 5/8 IN. SIZE 2S736 (11083)		EA	26	*	*	1	*	*	1	6	20	64	2	
PF	5340-921-3208	RING, RETAINING: ROCKER ARMS GROUP 9H1113 (11083)		EA	2	*	*	1	*	*	1	6	10	64	3	
PF	5310-999-8286	WASHER, FLAT: ROCKER ARMS GROUP 9H1110 (11083)		EA	12	*	*	*	*	*	*	2	*	64	4	
PF	5310-999-8287	WASHER, SPRING: ROCKER ARMS GROUP 9H1112 (11083)		EA	2	*	*	1	*	*	1	6	10	64	5	
X2F	5310-999-8289	WASHER, FLAT: ROCKER ARMS GROUP 9M9886 (11083)		EA	2									64	6	
PF	2815-485-9420	ARM ASSEMBLY: ROCKER ARMS GROUP, EXHAUST VALVE 5S6855 (11083)		EA	6	*	1	1	*	1	1	12	20	64	7	
PF	2815-363-8748	BEARING, SLEEVE: ARM ASSEMBLY 4F443 (11083)		EA	12	1	1	2	1	1	2	24	50	64	8	
PF	5310-725-7382	NUT, PLAIN, HEXAGON: ROCKER ARMS GROUP, 3/8-24 THD SIZE 1B4203 (11083)		EA	12	1	1	2	1	1	2	24	48	64	9	
PF	2815-457-1615	SCREW, ADJUSTING: ROCKER ARMS GROUP 5S5917 (11083)		EA	12	*	1	1	*	1	1	12	24	64	10	
X2F		BRACKET ASSEMBLY: ROCKER ARMS GROUP 8S1499 (11083)		EA	1											
X1		BRACKET: BRACKET ASSEMBLY 8S1498 (11083)		EA	1									64	11	
P2F	2815-532-5746	PIN, DOWEL: BRACKET ASSEMBLY, 3/16 IN. DIA, 5/8 IN. LG 1L5072 (11083)		EA	1	*	*	*	*	*	*	2	2	64	12	
PF	2815-485-9421	ARM ASSEMBLY: ROCKER ARMS GROUP, INLET VALVE 5S6854 (11083)		EA	6	*	1	1	*	1	1	12	20	64	13	
PF	2815-249-3504	SPRING, HELICAL: ROCKER ARMS GROUP 4B4910 (11083)		EA	5	*	1	1	*	1	1	12	10	64	14	
X1		BRACKET: ROCKER ARMS GROUP 5S5878 (11083)		EA	4									64	15	

SMR CODE	FEDERAL STOCK NUMBER	DESCRIPTION REF NUMBER & MFR CODE	USABLE ON CODE	UNIT OF MEAS	QTY INC IN UNIT	30-DAY DS MAINT ALLOWANCE			30-DAY GS MAINT ALLOWANCE			1-YR ALWPER 100 EQUIP CNTGCTY	DEPOT MAINT ALWPER 100 EQUIP	ILLUSTRATION	
						1-20	21-50	51-100	1-20	21-50	51-100			FIGURE NO.	ITEM NO.
PF	2815-470-6286	SHAFT ASSEMBLY: ROCKER ARMS GROUP 556033 (11083)		EA	1	*	*	*	*	*	*	5	5		
P2F	5315-760-7421	PIN, DOWEL: SHAFT ASSEMBLY, 3/16 IN. DIA, 2-1/4 IN. LG 5M4606 (11083)		EA	1	*	*	*	*	*	*	3	3	64	16
X2F	5340-239-8226	BRACKET: SHAFT ASSEMBLY 555879 (11083)		EA	1									64	17
P2F	5340-229-9287	PLUG, CAP: SHAFT ASSEMBLY 11026 (11083)		EA	1	*	*	*	*	*	*	4	4	64	18
X1		SHAFT: SHAFT ASSEMBLY 557559 (11083)		EA	1									64	19
PF	2815-487-3123	ROD, PUSH: ROCKER ARMS GROUP 555918 (11083)		EA	12	*	*	1	*	*	1	10	20	64	20
PF	5306-426-2974	SCREW, CAP, HEXAGON HEAD: THERMOSTAT HOUSING, 3/8-16 THD SIZE, 3-1/2 IN. LG T65 (11083)		EA	4	REF	REF	REF	REF	REF	REF	REF	REF	64	21
PF	5310-514-6849	WASHER, LOCK, SPLIT: THERMOSTAT HOUSING, 3/8 IN. SIZE 3B4506 (11083)		EA	4	REF	REF	REF	REF	REF	REF	REF	REF	64	22
X20		HOUSING ASSEMBLY: THERMOSTAT, CYLINDER HEAD ASSEMBLY 7L532 (11083)		EA	1									64	23
X1		HOUSING: THERMOSTAT HOUSING 7L7317 (11083)		EA	1										
PO	4730-924-7125	FERRULE: THERMOSTAT HOUSING 4M1336 (11083)		EA	1	REF	REF	REF	REF	REF	REF	REF	REF		
PO	4730-427-5121	PLUG, PIPE: THERMOSTAT HOUSING, 3/8-18 NPT, HEXAGON HEAD 3J5390 (11083)		EA	1	REF	REF	REF	REF	REF	REF	REF	REF	64	24
PO	5330-246-6380	SEAL, THERMOSTAT: CYLINDER HEAD ASSEMBLY 359643 (11083)		EA	1	*	1	1	*	1	1	12	*	64	25
PO	6620-057-9567	THERMOSTAT: CYLINDER HEAD ASSEMBLY MS35770-10 (96906)		EA	1	*	*	1	*	*	1	10	100	64	26
X20	5310-119-4644	WASHER, RECESSED: THERMOSTAT 5L7888 (11083)		EA	1									64	27
PO	5330-760-7369	GASKET: THERMOSTAT HOUSING 559059 (11083)		EA	1	*	1	1	*	1	1	12	*	64	28
PF	5306-814-6559	SCREW, CAP, HEXAGON HEAD: CYLINDER HEAD ASSEMBLY, 5/8-11 THD SIZE, 6 IN. LG 1D4595 (11083)		EA	20	1	1	3	1	1	3	32	64	64	29

SMR CODE	FEDERAL STOCK NUMBER	DESCRIPTION REF NUMBER & MFR CODE	USABLE ON CODE	UNIT OF MEAS	QTY INC IN UNIT	30-DAY DS MAINT ALLOWANCE			30-DAY GS MAINT ALLOWANCE			1-YR AL WPER 100 EQUIP CNTGCTY	DEPOT MAINT ALWPER 100 EQUIP	ILLUSTRATION	
						1-20	21-50	51-100	1-20	21-50	51-100			FIGURE NO.	ITEM NO.
PF	5306-637-4927	SCREW, CAP, HEXAGON HEAD: CYLINDER HEAD ASSEMBLY, 3/8-16 THD SIZE, 4-3/4 IN. LG 1A5183 (11083)		EA	7	*	1	2	*	1	2	21	35	64	30
P2F	5310-205-8984	WASHER, FLAT: CYLINDER HEAD ASSEMBLY, 3/8 IN. SIZE 5B3850 (11083)		EA	7	REF	REF	REF	REF	REF	REF	REF	REF	64	31
PH	2815-450-9341	LIFTER, VALVE: CYLINDER HEAD ASSEMBLY 753161 (11083)		EA	12	*	*	12	*	*	12	36	72	64	37
X1		CYLINDER HEAD ASSEMBLY: CYLINDER HEAD AND VALVE MECHANISM GROUP 8L4507 (11083)		EA	1										
PF	2990-288-3650	LOCK, VALVE: CYLINDER HEAD ASSEMBLY 2A4429 (11083)		EA	24	1	3	5	1	3	5	60	300	64	32
PF	2815-487-2898	VALVE, INLET: CYLINDER HEAD ASSEMBLY 7S8809 (11083)		EA	6	1	1	2	1	1	2	24	120	64	33
PF	2815-485-9935	VALVE, EXHAUST: CYLINDER HEAD ASSEMBLY 7S6767 (11083)		EA	6	1	2	3	1	2	3	36	200	64	34
PF	2815-485-9418	ROTOCOIL, VALVE: CYLINDER HEAD ASSEMBLY 5S5874 (11083)		EA	12	1	1	2	1	1	2	25	50	64	35
PF	5360-519-6605	SPRING, VALVE: CYLINDER HEAD ASSEMBLY 7S7144 (11083)		EA	12	1	1	2	1	1	2	24	100	64	36
X1		CHAMBER ASSEMBLY: CYLINDER HEAD ASSEMBLY 8S3970 (11083)		EA	6									64	38
PO	2920-932-0829	PLUG, GLOW: CHAMBER ASSEMBLY, 24 VOLT 4S7824 (11083)		EA	6	*	1	1	*	1	1	12	30	64	39
X1		PACKING, PREFORMED: CHAMBER ASSEMBLY 7S3206 (11083)		EA	6									64	40
X1	5310-074-3833	GASKET: CHAMBER ASSEMBLY, .194 IN. THICK, USE AS REQUIRED 5M2667 (11083)		EA	6									64	41
X1		GASKET: CHAMBER ASSEMBLY, .223 IN. THICK, USE AS REQUIRED 2S8959 (11083)		EA	6									64	41
X1		GASKET: CHAMBER ASSEMBLY, .248 IN. THICK, USE AS REQUIRED 2S8960 (11083)		EA	6									64	41
PFR	2815-493-2113	CYLINDER HEAD ASSEMBLY SERVICE: 9S7515 (11083)		EA	1	*	*	*	*	*	*	4	8		
PF	3120-438-5095	GUIDE, VALVE: SERVICE CYLINDER HEAD 5S4598 (11083)		EA	12	1	2	4	1	2	4	50	100	64	42



SMR CODE	FEDERAL STOCK NUMBER	DESCRIPTION REF NUMBER & MFR CODE	USABLE ON CODE	UNIT OF MEAS	QTY INC IN UNIT	30-DAY DS MAINT ALLOWANCE			30-DAY GS MAINT ALLOWANCE			1-YR ALWPER 100 EQUIP CNTGNCY	DEPOT MAINT ALWPER 100 EQUIP	ILLUSTRATION	
						1-20	21-50	51-100	1-20	21-50	51-100			FIGURE NO.	ITEM NO.
PF	5340-498-2942	INSERT: INTAKE VALVE SEAT, SERVICE CYLINDER HEAD 5S7218 (11083)		EA	6	1	2	4	1	2	4	50	100	64	43
PF	5340-498-2945	INSERT: EXHAUST VALVE SEAT, SERVICE CYLINDER HEAD 5S7221 (11083)		EA	6	2	4	8	2	4	8	100	300	64	44
P2F	5365-449-2597	PLUG, CUP: SERVICE CYLINDER HEAD 3S8313 (11083)		EA	8	REF	REF	REF	REF	REF	REF	REF	REF	64	45
P2F	5340-229-9294	PLUG, CUP: SERVICE CYLINDER HEAD 3B623 (11083)		EA	6	*	*	*	*	*	*	5	5	64	46
PF	5307-471-0420	STUD: SERVICE CYLINDER HEAD, 3/8-16 THD SIZE, 2 IN. LG 7L520 (11083)		EA	12	1	1	2	1	1	2	24	48	64	47
PF	3805-411-3925	WASHER, LOADED: SERVICE CYLINDER HEAD 1S3062 (11083)		EA	18	*	*	1	*	*	1	10	20	64	48
X1		HEAD, CYLINDER: SERVICE CYLINDER HEAD 9S7514 (11083)		EA	1									64	49
P0		SWITCH, SAFETY: CYLINDER HEAD ASSEMBLY, HIGH WATER TEMPERATURE 1514941 (70040)		EA	1	*	1	1	*	1	1	12	20	64	50
P2F		EYE, LIFTING: CYLINDER HEAD ASSEMBLY 5L4544 (11083)		EA	2	*	*	*	*	*	*	2	2	64	51
PF	5330-613-7370	GASKET: CYLINDER HEAD ASSEMBLY 5S6281 (11083)		EA	1	*	*	1	*	*	1	10	*	64	52



ME 4310-338-35P/65

Figure 65. Camshaft group.

SMR CODE	FEDERAL STOCK NUMBER	DESCRIPTION REF NUMBER & MFR CODE	USABLE ON CODE	UNIT OF MEAS	QTY INC IN UNIT	30-DAY DS MAINT ALLOWANCE			30-DAY GS MAINT ALLOWANCE			1-YR ALWPER 100 EQUIP CNTGCTY	DEPOT MAINT ALWPER 100 EQUIP	ILLUSTRATION		
						1-20	21-50	51-100	1-20	21-50	51-100			FIGURE NO.	ITEM NO.	
AH		GROUP 65 - CAMSHAFT GROUP CAMSHAFT GROUP: 5S6438 (11083)		EA	1											
PH	5306-426-2939	SCREW, CAP, HEXAGON HEAD: CAMSHAFT GROUP, 3/8-24 THD SIZE, 2 IN. LG S1748 (11083)		EA	4	*	*	*	*	*	*	1	*	65	1	
X1		PLATE, LOCK: CAMSHAFT GROUP 8S2630 (11083)		EA	1									65	2	
PH	3020-223-4893	GEAR: CAMSHAFT GROUP 5S3804 (11083)		EA	1	*	*	1	*	*	1	6	10	65	3	
PH	5305-543-4372	SCREW, CAP, HEXAGON HEAD: CAMSHAFT GROUP, 3/8-16 THD SIZE, 3/4 IN. LG MS90728-58 (96906)		EA	2	REF	REF	REF	REF	REF	REF	REF	REF	65	4	
X1		PLATE, LOCK: CAMSHAFT GROUP 8S1491 (11083)		EA	1									65	5	
PH	5310-498-2967	WASHER, THRUST: CAMSHAFT GROUP 7S2204 (11083)		EA	1	*	*	1	*	*	1	6	10	65	6	
PH	2815-450-9344	CAMSHAFT, ENGINE: CAMSHAFT GROUP 5S3972 (11083)		EA	1	*	*	*	*	*	*	3	5	65	7	

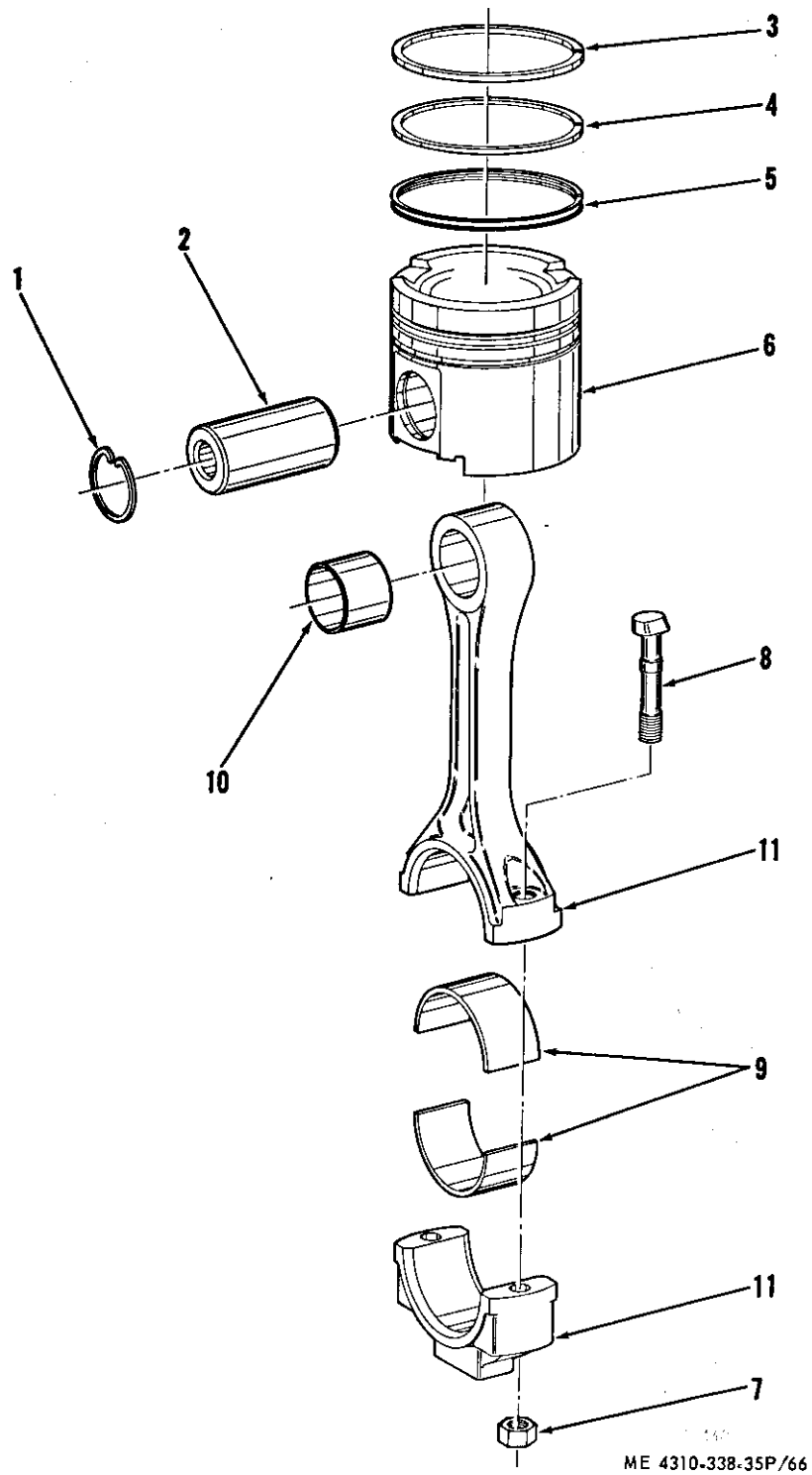
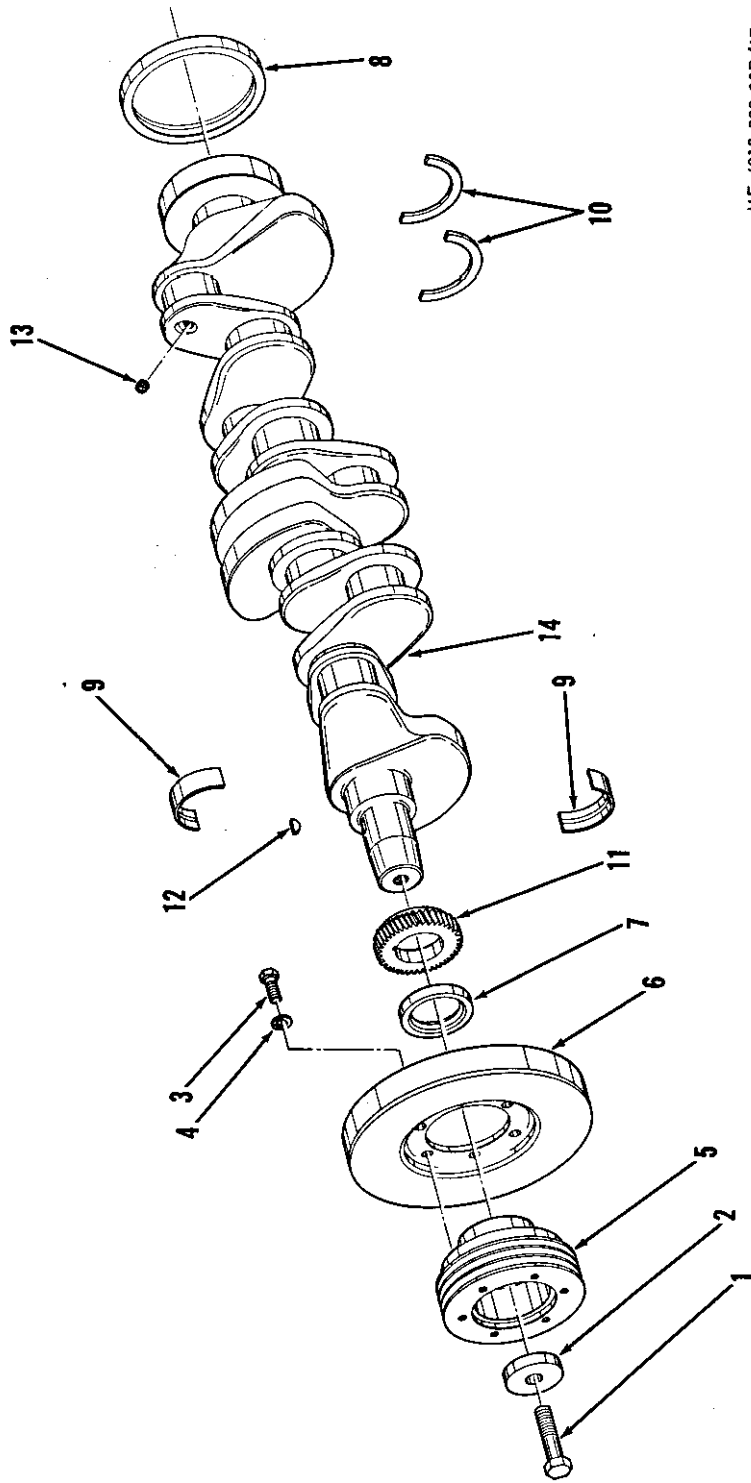


Figure 66. Connecting rod and piston assembly group.

SMR CODE	FEDERAL STOCK NUMBER	DESCRIPTION REF NUMBER & MFR CODE	USABLE ON CODE	UNIT OF MEAS	QTY INC IN UNIT	30-DAY DS MAINT ALLOWANCE			30-DAY GS MAINT ALLOWANCE			1-YR AL WPER 100 EQUIP CNTGCTY	DEPOT MAINT AL WPER 100 EQUIP	ILLUSTRATION		
						1-20	21-50	51-100	1-20	21-50	51-100			FIGURE NO.	ITEM NO.	
AH		GROUP 66 - CONNECTING ROD AND PISTON ASSEMBLY GROUP		EA	6											
PH	5365-118-3056	CONNECTING ROD AND PISTON ASSEMBLY: 3R9606 (11083)		EA	2	1	2	4	1	2	4	48	96	66	1	
PH	5315-983-5982	RING, RETAINING: CONNECTING ROD AND PISTON ASSEMBLY 1S9543 (11083)		EA	1	1	1	2	1	1	2	24	48	66	2	
PH	2815-176-4009	PIN, SPECIAL: CONNECTING ROD AND PISTON ASSEMBLY 6M6487 (11083)		EA	1	1	2	3	1	2	3	36	100			
PH	2815-488-0973	PISTON ASSEMBLY: CONNECTING ROD AND PISTON ASSEMBLY 7S6792 (11083)		EA	1	1	2	3	1	2	3	36	600			
X1		RING, SET: PISTON ASSEMBLY, SERVICE 7S9404 (11083)		EA	1	1	2	3	1	2	3	36	600	66	3	
X1		RING, PISTON, TOP: RING SET 7S8378 (11083)		EA	1									66	4	
X1		RING, PISTON, INTERMEDIATE: RING SET 24D304 (11083)		EA	1									66	5	
X1		RING, PISTON, OIL: RING SET 7S1669 (11083)		EA	1									66	6	
PH	2815-487-2840	PISTON: PISTON ASSEMBLY (NONSERVICE ITEM)		EA	1									66	6	
PH	2815-487-2840	CONNECTING ROD ASSEMBLY: CONNECTING ROD AND PISTON ASSEMBLY 5S2793 (11083)		EA	1	*	*	1	*	*	1	6	12			
PH	5310-557-9389	NUT, PLAIN, HEXAGON: CONNECTING ROD ASSEMBLY, 1/2-20 THD SIZE 5S6348 (11083)		EA	2	1	1	3	1	1	3	30	60	66	7	
PH	5306-497-0342	BOLT, SPECIAL: CONNECTING ROD ASSEMBLY 5S6069 (11083)		EA	2	1	1	3	1	1	3	30	60	66	8	
PH	2815-858-8122	BEARING: CONNECTING ROD ASSEMBLY 7M7821 (11083)		EA	1	1	2	3	1	2	3	36	600	66	9	
PH	3120-133-6691	BEARING, PISTON PIN: CONNECTING ROD ASSEMBLY 7S9348 (11083)		EA	1	1	2	3	1	2	3	36	600	66	10	
X1		ROD, CONNECTING: CONNECTING ROD ASSEMBLY 5S6202 (11083)		EA	1									66	11	



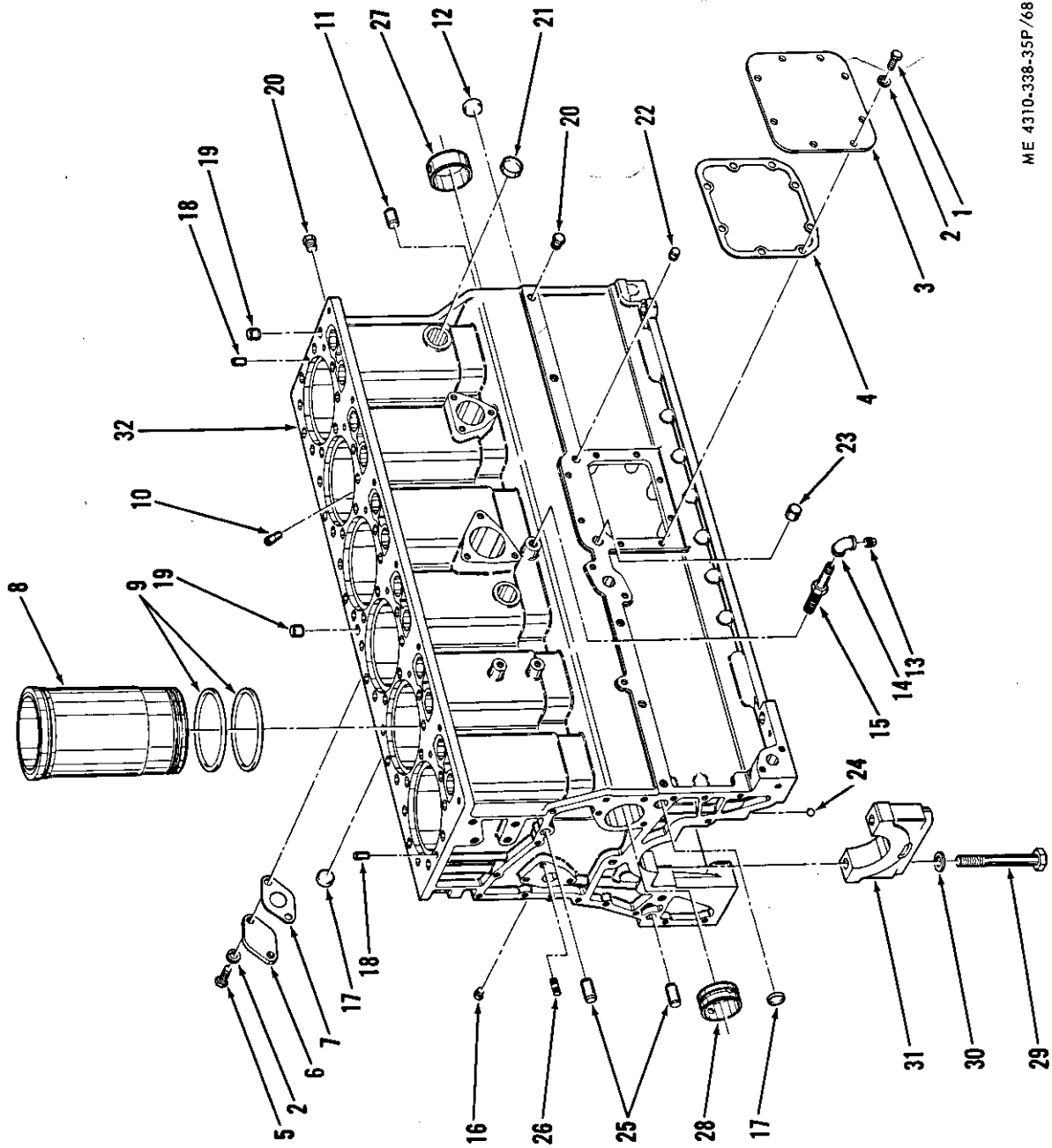
ME 4310-338-35P/67

Figure 67. Crankshaft group.

SMR CODE	FEDERAL STOCK NUMBER	DESCRIPTION REF NUMBER & MFR CODE	USABLE ON CODE	UNIT OF MEAS	QTY INC IN UNIT	30-DAY DS MAINT ALLOWANCE			30-DAY GS MAINT ALLOWANCE			1-YR ALWPER 100 EQUIP CNTGCCY	DEPOT MAINT ALWPER 100 EQUIP	ILLUSTRATION		
						1-20	21-50	51-100	1-20	21-50	51-100			FIGURE NO.	ITEM NO.	
AF		GROUP 67 - CRANKSHAFT GROUP		EA	1											
PF	5305-082-6977	CRANKSHAFT GROUP: 7L258 (11083)		EA	1	*	*	*	*	*	*	1	*	67	1	
PF		SCREW, CAP, HEXAGON HEAD: CRANKSHAFT GROUP, 3/4-16 THD SIZE, 3-1/4 IN. LG M990727-192 (96906)		EA	1	*	*	*	*	*	*	1	*	67	2	
PF		WASHER, FLAT: CRANKSHAFT GROUP 5S9948 (11083)		EA	1	*	*	*	*	*	*	1	*	67	3	
PF	5306-423-8117	SCREW, CAP, HEXAGON HEAD: CAMSHAFT GROUP, 1/2-13 THD SIZE, 1-1/4 IN. LG S1595 (11083)		EA	6	*	*	*	*	*	*	1	*	67	3	
PF	5310-584-5272	WASHER, LOCK, SPLIT: CAMSHAFT GROUP, 1/2 IN. SIZE MS35338-10 (96906)		EA	6	REF	REF	REF	REF	REF	REF	REF	REF	67	4	
P2F	2815-477-9644	PULLEY: CRANKSHAFT GROUP 7L412 (11083)		EA	1	*	*	*	*	*	*	3	3	67	5	
PF	2815-116-3105	DAMPER ASSEMBLY: CRANKSHAFT GROUP 9L2659 (11083)		EA	1	*	*	1	*	*	1	6	10	67	6	
PF	5330-520-1339	SEAL, OIL: CRANKSHAFT GROUP, FRONT 5S9021 (11083)		EA	1	*	*	1	*	*	1	6	*	67	7	
PH	5330-477-4843	SEAL, OIL: CRANKSHAFT GROUP, REAR 5S9022 (11083)		EA	1	*	*	1	*	*	1	6	100	67	8	
PH	2815-574-7877	BEARING, MAIN: CRANKSHAFT GROUP 3S9730 (11083)		EA	7	*	7	14	*	7	14	42	100	67	9	
PH	2815-431-6230	PLATE, THRUST: CRANKSHAFT GROUP 3S7774 (11083)		EA	2	*	2	4	*	2	4	12	200	67	10	
PHS	2815-617-7634	CRANKSHAFT ASSEMBLY: CRANKSHAFT GROUP 5S5871 (11083)		EA	1	*	*	*	*	*	*	5	10			
PH	3020-851-4716	GEAR: CRANKSHAFT ASSEMBLY 4M9933 (11083)		EA	1	*	*	1	*	*	1	6	10	67	11	
P2H	5315-921-7156	KEY, GEAR: CRANKSHAFT ASSEMBLY 5H2671 (11083)		EA	1	*	*	*	*	*	*	3	3	67	12	
PH	4730-472-9787	PLUG, PIPE: CRANKSHAFT ASSEMBLY 9F2247 (11083)		EA	6	REF	REF	REF	REF	REF	REF	REF	REF	67	13	
X1		CRANKSHAFT: CRANKSHAFT ASSEMBLY 5S5870 (11083)		EA	1									67	14	
-PH	3130-128-9777	SERVICE KIT: BEARING CAP 1P2717 (11083)		EA	1	*	*	*	*	*	*	5	4			
		7-CAP, CRANKSHAFT: SERVICE KIT P/N 8S4675 (11083) FSN		EA	7											

SMR CODE	FEDERAL STOCK NUMBER	DESCRIPTION  REF NUMBER & MFR CODE	USABLE ON CODE	UNIT OF MEAS	QTY INC IN UNIT	30-DAY DS MAINT ALLOWANCE			30-DAY GS MAINT ALLOWANCE			1-YR ALWPER 100 EQUIP CNTGCTY	DEPOT MAINT ALWPER 100 EQUIP	ILLUSTRATION	
						1-20	21-50	51-100	1-20	21-50	51-100			FIGURE NO.	ITEM NO.
X1		14-SHIM: SERVICE KIT, BLOCK TO CAP P/N 8S4674 (11083) FSN		EA	14										
X1		42-SHIM: SERVICE KIT, BLOCK TO CAP P/N 8S4673 (11083) FSN		EA	42										





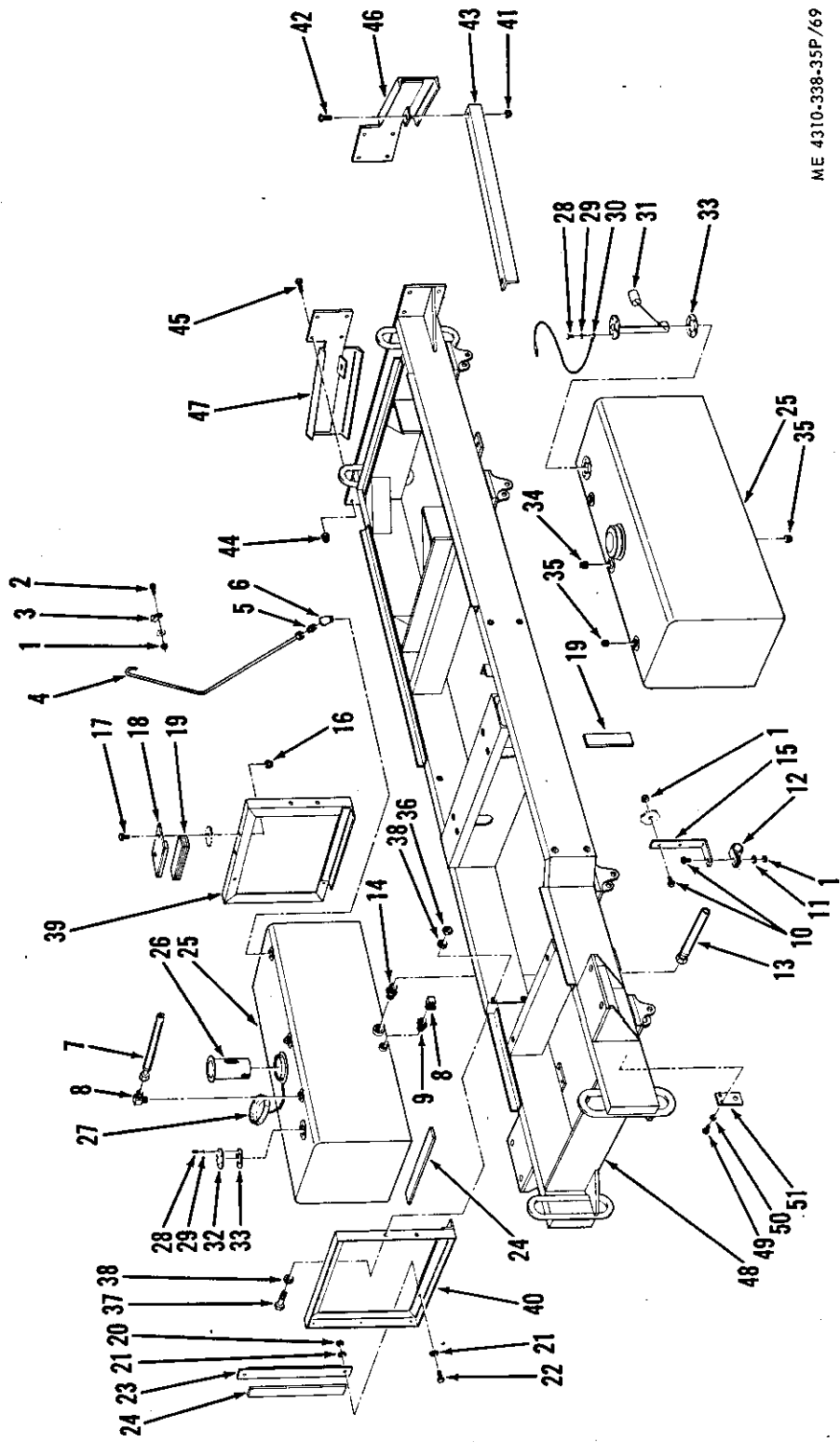
ME 4310-338-3SP/68

Figure 68. Cylinder block assembly group.

SMR CODE	FEDERAL STOCK NUMBER	DESCRIPTION REF NUMBER & MFR CODE	USABLE ON CODE	UNIT OF MEAS	QTY INC IN UNIT	30-DAY DS MAINT ALLOWANCE			30-DAY GS MAINT ALLOWANCE			1-YR ALWPER 100 EQUIP CNTGCTY	DEPOT MAINT ALWPER 100 EQUIP	ILLUSTRATION	
						1-20	21-50	51-100	1-20	21-50	51-100			FIGURE NO.	ITEM NO.
PF	5306-263-7301	GROUP 68 - CYLINDER BLOCK ASSEMBLY GROUP SCREW, CAP, HEXAGON HEAD: COVER, CYLINDER BLOCK ASSEMBLY GROUP, 3/8-16 THD SIZE, 7/8 IN. LG L1351 (11083)		EA	8	REF	REF	REF	REF	REF	REF	REF	REF	68	1
PF	5310-514-6849	WASHER, LOCK, SPLIT: CYLINDER BLOCK ASSEMBLY GROUP 3B4506 (11083)		EA	10	REF	REF	REF	REF	REF	REF	REF	REF	68	2
X2F		COVER: CYLINDER BLOCK ASSEMBLY GROUP 8S876 (11083)		EA	1									68	3
XI		GASKET, COVER: CYLINDER BLOCK ASSEMBLY GROUP 8S877 (11083)		EA	1									68	4
PH	5306-260-4508	SCREW, CAP, HEXAGON HEAD: CYLINDER BLOCK ASSEMBLY GROUP, 3/8-16 THD SIZE, 1 IN. LG. S1594 (11083)		EA	2	REF	REF	REF	REF	REF	REF	REF	REF	68	5
X2F		COVER: CYLINDER BLOCK ASSEMBLY GROUP 1M130 (11083)		EA	1									68	6
XI	2930-893-5250	GASKET, COVER: CYLINDER BLOCK ASSEMBLY GROUP 4M6480 (11083)		EA	1									68	7
PH	2815-485-9412	LINER, CYLINDER: CYLINDER BLOCK ASSEMBLY GROUP 9S6557 (11083)		EA	6	1	2	3	1	2	3	36	100	68	8
XI		PACKING, PREFORMED: CYLINDER BLOCK ASSEMBLY GROUP 5S6670 (11083)		EA	12									68	9
PH	2815-850-3812	RESTRICTOR, FLUID: CYLINDER BLOCK ASSEMBLY GROUP 2S1541 (11083)		EA	6	*	*	*	*	*	*	12	36	68	10
P2H	5315-252-2954	PIN, DOWEL: CYLINDER BLOCK ASSEMBLY GROUP, 5/8 IN. DIA, 1 IN. LG 2A3798 (11083)		EA	2	*	*	*	*	*	*	2	2	68	11
P2H	5340-276-5832	PLUG, CUP: CYLINDER BLOCK ASSEMBLY GROUP 4B3938 (11083)		EA	1	*	*	*	*	*	*	2	2	68	12
PO	4730-221-2137	PLUG, PIPE: CYLINDER BLOCK DRAIN, 1/4 IN. NPT, SQ HEAD MS20913-2S (96906)		EA	1	REF	REF	REF	REF	REF	REF	REF	REF	68	13
PF		ELBOW, PIPE: CYLINDER BLOCK DRAIN, 1/4 IN. NPT, 90° 61016 (16004)		EA	1	*	*	*	*	*	*	1	*	68	14

SMR CODE	FEDERAL STOCK NUMBER	DESCRIPTION REF NUMBER & MFR CODE	USABLE ON CODE	UNIT OF MEAS	QTY INC IN UNIT	30-DAY DS MAINT ALLOWANCE			30-DAY GS MAINT ALLOWANCE			1-YR AL WPER 100 EQUIP CNTGCY	DEPOT MAINT AL WPER 100 EQUIP	ILLUSTRATION		
						1-20	21-50	51-100	1-20	21-50	51-100			FIGURE NO.	ITEM NO.	
X2F		ADAPTER: CYLINDER BLOCK DRAIN 62956 (16004)		EA	1										68	15
PF	4730-924-7886	PLUG, PIPE: CYLINDER BLOCK ASSEMBLY GROUP, 1/8-27 NPT, HEXAGON HEAD 5M6214 (11083)		EA	1	REF	REF	REF	REF	REF	REF	REF	REF	REF	68	16
PHS	2815-189-4850	CYLINDER BLOCK ASSEMBLY: CYLINDER BLOCK ASSEMBLY GROUP 3R7977 (11083)		EA	1	*	*	*	*	*	*	2	4			
P2H	5340-417-2920	PLUG, CUP: CYLINDER BLOCK ASSEMBLY 4B5387 (11083)		EA	2	*	*	*	*	*	*	4	4	68	17	
P2F	5315-245-9995	PIN, DOWEL: CYLINDER HEAD ASSEMBLY, 3/8 IN. DIA, 7/8 IN. LG 8B1312 (11083)		EA	2	*	*	*	*	*	*	2	2	68	18	
P2H	5315-248-2423	PIN, DOWEL: CYLINDER HEAD ASSEMBLY, 5/8 IN. DIA, 5/8 IN. LG 5B7652 (11083)		EA	2	*	*	*	*	*	*	2	2	68	19	
PF	4730-287-3279	PLUG, PIPE: CYLINDER HEAD ASSEMBLY, 1/4-18 NPT, HEXAGON HEAD 5M6213 (11083)		EA	5	REF	REF	REF	REF	REF	REF	REF	REF	REF	68	20
P2F	5365-449-2597	PLUG, CUP: CYLINDER HEAD ASSEMBLY 3S8313 (11083)		EA	2	REF	REF	REF	REF	REF	REF	REF	REF	REF	68	21
P2H	5315-828-9781	PIN, DOWEL: CYLINDER HEAD ASSEMBLY, 1/2 IN. DIA, 1/2 IN. LG 1H974 (11083)		EA	1	*	*	*	*	*	*	2	2	68	22	
P2H		PIN, DOWEL: CYLINDER HEAD ASSEMBLY, 11/16 IN. DIA, 1/2 IN. LG 8S835 (11083)		EA	2	*	*	*	*	*	*	2	2	68	23	
P2H	2815-011-9935	BALL, STEEL: CYLINDER HEAD ASSEMBLY, 3/8 IN. DIA 4B9782 (11083)		EA	1	*	*	*	*	*	*	2	2	68	24	
P2H	5315-457-6897	PIN, DOWEL: CYLINDER HEAD ASSEMBLY, 5/8 IN. DIA, 1-3/8 IN. LG 8B6349 (11083)		EA	2	*	*	*	*	*	*	4	0	68	25	
P2H	5307-407-4158	STUD: CYLINDER BLOCK ASSEMBLY, 3/8-24 THD SIZE, 1 IN. LG 5S8462 (11083)		EA	1	*	*	*	*	*	*	4	4	68	26	
PH	2815-893-8317	BEARING, SLEEVE: CYLINDER BLOCK ASSEMBLY 7M4046 (11083)		EA	4	*	4	4	*	4	4	40	200	68	27	
PH	2815-081-6827	BEARING, SLEEVE: CYLINDER BLOCK ASSEMBLY 9M6477 (11083)		EA	1	*	*	1	*	*	1	10	50	68	28	
PH	5306-450-4026	SCREW, CAP, HEXAGON HEAD: CRANKSHAFT CAP, 5/8-11 THD SIZE, 5-1/4 IN. LG 7S3224 (11083)		EA	14	*	*	*	*	*	*	2	*	68	29	

SMR CODE	FEDERAL STOCK NUMBER	DESCRIPTION	USABLE ON CODE	UNIT OF MEAS	QTY INC IN UNIT	30-DAY DS MAINT ALLOWANCE			30-DAY GS MAINT ALLOWANCE			1-YR ALWPER 100 EQUIP CNTGCTY	DEPOT MAINT ALWPER 100 EQUIP	ILLUSTRATION	
						1-20	21-50	51-100	1-20	21-50	51-100			FIGURE NO.	ITEM NO.
PH		REF NUMBER & MFR CODE WASHER, LOCK, SPLIT: CRANKSHAFT CAP, 5/8 IN. SIZE 2S5658 (11083)		EA	14	*	*	*	*	*	*	2	*	68	30
X1		CAP, CRANKSHAFT: CYLINDER BLOCK ASSEMBLY 8S4675 (11083)		EA	7									68	31
X1		BLOCK, CYLINDER: CYLINDER BLOCK ASSEMBLY 5S6777 (11083)		EA	1									68	32
PH		SERVICE KIT: BEARING CAP 1P2717 (11083)		EA	1	REF	REF	REF	REF	REF	REF	REF	REF		
X1		7-CAP, CRANKSHAFT: SERVICE KIT P/N 8S4675 (11083) FSN													
X1		14-SHIM: SERVICE KIT P/N 8S4674 (11083) FSN													
X1		42-SHIM: SERVICE KIT P/N 8S4673 (11083) FSN													



ME 4310-338-35P/69

Figure 69. Fuel tank installation and main frame assembly group.

SMR CODE	FEDERAL STOCK NUMBER	DESCRIPTION REF NUMBER & MFR CODE	USABLE ON CODE	UNIT OF MEAS	QTY INC IN UNIT	30-DAY DS MAINT ALLOWANCE			30-DAY GS MAINT ALLOWANCE			1-YR ALWPER 100 EQUIP CNTGCTY	DEPOT MAINT ALWPER 100 EQUIP	ILLUSTRATION	
						1-20	21-50	51-100	1-20	21-50	51-100			FIGURE NO.	ITEM NO.
						REF	REF	REF	REF	REF	REF				
PO	5310-235-6357	GROUP 69 - FUEL TANK INSTALLATION AND MAIN FRAME ASSEMBLY GROUP NUT, TENSILOCK: FUEL TANK INSTALLATION, 1/4-20 THD SIZE 60735 (16004)		EA	REF	REF	REF	REF	REF	REF	REF	REF	REF	69	1
PO	5306-436-7470	SCREW, TENSILOCK: FUEL TANK INSTALLATION, 1/4-20 THD SIZE, 1/2 IN. LG 60737 (16004)		EA	REF	REF	REF	REF	REF	REF	REF	REF	REF	69	2
X20	5340-282-7519	CLIP: FUEL TANK VENT MS21333-34 (96906)		EA	2									69	3
X20		TUBE ASSEMBLY: FUEL TANK VENT 62953 (16004)		EA	2									69	4
X20		ADAPTER: FUEL TANK VENT, 1/4 IN. NPT TO 1/4 IN. TUBE 7205X4X4 (79470)		EA	2									69	5
PO	4730-278-4290	ELBOW, STREET: FUEL TANK VENT, 1/4 IN. NPT, 45° MS39231-2 (96906)		EA	2	*	*	*	*	*	*	1	*	69	6
MO		HOSE ASSEMBLY: ENGINE TO FUEL TANK 62438 (16004) MANUFACTURE FROM:		EA	1									69	7
PO	4730-843-0269	FITTING, HOSE: HOSE ASSEMBLY, FEMALE SWIVEL, 9/16-18 NPT, 3/8 HOSE MS24587-6 (96906)		EA	2	REF	REF	REF	REF	REF	REF	REF	REF		
PO	4720-420-7723	HOSE: HOSE ASSEMBLY, .313 IN. I.D. x .672 O.D., 38 IN. LG 1503-6 (01276)		EA	1	REF	REF	REF	REF	REF	REF	REF	REF		
P20	4730-580-7469	ELBOW: 1/4-18 NPT, 3/8 HOSE, 90° 2024-4-6 (01276)		EA	2	REF	REF	REF	REF	REF	REF	REF	REF	69	8
PO		BUSHING, REDUCER: 3/8 IN. NPT TO 1/4 IN. NPT 61019 (16004)		EA	1	*	*	*	*	*	*	1	*	69	9
PO	53254320334	SCREW, TENSILOCK: HOSE CLAMP, 1/4-20 THD SIZE, 1 IN. LG 62039 (16004)		EA	3	REF	REF	REF	REF	REF	REF	REF	REF	69	10
PO	5310-081-4219	WASHER, FLAT: HOSE CLAMP, 1/4 IN. SIZE MS27183-12 (96906)		EA	1	REF	REF	REF	REF	REF	REF	REF	REF	69	11
P20	5340-885-0890	CLAMP, HOSE: HOSE ASSEMBLY 900729-9 (01276)		EA	1	REF	REF	REF	REF	REF	REF	REF	REF	69	12
MO		HOSE ASSEMBLY: FUEL TANK TO FUEL TANK 62436 (16004) MANUFACTURE FROM:		EA	1									69	13

SMR CODE	FEDERAL STOCK NUMBER	DESCRIPTION REF NUMBER & MFR CODE	USABLE ON CODE	UNIT OF MEAS	QTY INC IN UNIT	30-DAY DS MAINT ALLOWANCE			30-DAY GS MAINT ALLOWANCE			1-YR AL WPER 100 EQUIP CNTGCTY	DEPOT MAINT AL WPER 100 EQUIP	ILLUSTRATION	
						1-20	21-50	51-100	1-20	21-50	51-100			FIGURE NO.	ITEM NO.
PO	4730-203-3553 4730-093-9204	FITTING, HOSE: HOSE ASSEMBLY, FEMALE SWIVEL, 1-1/16-12 NPT, 1 IN. HOSE 411-12S (01276)		EA	2	*	*	1	*	*	1	6	10		
PO	4720-288-9870	HOSE: HOSE ASSEMBLY, .625 IN. I.D. X 1.078 IN. O.D., 38 IN. LG 2651-12 (00624)		EA	1	*	4	4	*	4	4	24	80		
P20	4730-334-7839	ADAPTER: 3/4-14 NPT, 1 IN. HOSE 2021-12-12S (01276)		EA	2	*	*	*	*	*	*	4	4	69	14
X20		SUPPORT, HOSE: HOSE ASSEMBLY 62056 (16004)		EA	1									69	15
PO	5310-462-4651	NUT, SELF LOCKING: FUEL TANK HOLDDOWN, 5/16-18 THD SIZE 21FAF518 (56878)		EA	8	REF	REF	REF	REF	REF	REF	REF	REF	69	16
PO	5305-225-8499	SCREW, CAP, HEXAGON HEAD: FUEL TANK HOLDDOWN, 5/16-18 THD SIZE, 1 IN. LG MS90725-34 (96906)		EA	8	REF	REF	REF	REF	REF	REF	REF	REF	69	17
X20		HOLDDOWN: FUEL TANK ASSEMBLY 49771 (16004)		EA	4									69	18
X20		FELT: FUEL TANK HOLDDOWN, 3/8 IN. X 2 IN. X 8 IN. LG 61625 (16004)		EA	24									69	19
PO	5310-880-7744	NUT, PLAIN, HEXAGON: FUEL TANK RETAINERS, 5/16-18 THD SIZE MS51967-5 (96906)		EA	8	REF	REF	REF	REF	REF	REF	REF	REF	69	20
PO	5310-889-2527	WASHER, LOCK: FUEL TANK RETAINERS, 5/16 IN. SIZE, INTERNAL-EXTERNAL TOOTH MS45904-72 (96906)		EA	16	REF	REF	REF	REF	REF	REF	REF	REF	69	21
PO	5305-225-8497	SCREW, CAP, HEXAGON HEAD: FUEL TANK RETAINERS, 5/16-18 THD SIZE, 3/4 IN. LG MS90725-32 (96906)		EA	8	REF	REF	REF	REF	REF	REF	REF	REF	69	22
X20		RETAINER: FUEL TANK ASSEMBLY 61447 (16004)		EA	4									69	23
X20		FELT: FUEL TANK RETAINERS, 3/8 IN. X 2 IN. X 18 IN. LG 27935 (16004)		EA	8									69	24
P20	370-477-7167	TANK, FUEL: FUEL TANK INSTALLATION 61432 (16004)		EA	2	*	*	*	*	*	*	2	2	69	25
PO	4320-656-7471	STRAINER: FUEL TANK ASSEMBLY 2343B058 (78252)		EA	1	*	*	1	*	*	1	6	12	69	26

SMR CODE	FEDERAL STOCK NUMBER	DESCRIPTION REF NUMBER & MFR CODE	USABLE ON CODE	UNIT OF MEAS	QTY INC IN UNIT	30-DAY DS MAINT ALLOWANCE			30-DAY GS MAINT ALLOWANCE			1-YR ALWPER 100 EQUIP CNTGCTY	DEPOT MAINT ALWPER 100 EQUIP	ILLUSTRATION	
						1-20	21-50	51-100	1-20	21-50	51-100			FIGURE NO.	ITEM NO.
PO	2910-269-7134	CAP, UNVENTED, FILLER: FUEL TANK ASSEMBLY 2302J026 (78252)		EA	1	*	1	1	*	1	1	12	24	69	27
PO	5305-059-3657	SCREW, MACHINE: COVER AND FUEL SENDING UNIT, FUEL TANK ASSEMBLY, RIGHT HAND, No. 10-32 THD SIZE, 3/8 IN. LG MS51958-61 (96906)		EA	10	*	*	*	*	*	*	2	*	69	28
PO	5310-576-5752	WASHER, LOCK: COVER AND FUEL SENDING UNIT, FUEL TANK ASSEMBLY, No. 10 SIZE, INTERNAL- TOOTH MS35333-39 (96906)		EA	10	REF	REF	REF	REF	REF	REF	REF	REF	69	29
MO		WIRE ASSEMBLY: FUEL SENDING UNIT GROUND, FUEL TANK INSTALLATION 62075 (16004) MANUFACTURE FROM:		EA	1									69	30
PO	6145-263-1308	WIRE: WIRE ASSEMBLY, 14 GAGE, 12 IN. LG 59517R (77060)		EA	1	REF	REF	REF	REF	REF	REF	REF	REF		
PO	5940-143-4780	TERMINAL: WIRE ASSEMBLY, No. 10 SIZE MS25036-108 (96906)		EA	1	REF	REF	REF	REF	REF	REF	REF	REF		
P20	5940-230-0515	TERMINAL: WIRE ASSEMBLY, 1/4 IN. SIZE MS25036-54 (96906)		EA	1	*	*	*	*	*	*	3	3		
P20		SLEEVE, INSULATING: WIRE ASSEMBLY, 7/32 IN. I.D., 11 IN. LG AP11203 (04618)		EA	1	REF	REF	REF	REF	REF	REF	REF	REF		
PO		SENDING UNIT, FUEL: FUEL TANK INSTALLATION 391C (57733)		EA	1	*	*	1	*	*	1	6	10	69	31
X20		COVER, GAGE FLANGE: FUEL TANK INSTALLATION 44741 (16004)		EA	1									69	32
PO	5330-044-5280	GASKET: COVER AND FUEL SENDING UNIT, FUEL TANK ASSEMBLY 44427 (16004)		EA	2	*	*	*	*	*	*	1	*	69	33
PO	4730-221-2138	PLUG, PIPE: FUEL TANK ASSEMBLY, 3/8 NPT, SQUARE HEAD MS20913-3S (96906)		EA	3	*	*	*	*	*	*	1	*	69	34
PO	4730-221-2137	PLUG, PIPE: FUEL TANK ASSEMBLY, 1/4 NPT, SQUARE HEAD MS20913-2S (96906)		EA	5	REF	REF	REF	REF	REF	REF	REF	REF	69	35
PO	5310-768-0318	NUT, PLAIN, HEXAGON: FUEL TANK SUPPORTS, 1/2-13 THD SIZE MS51967-14 (96906)		EA	8	REF	REF	REF	REF	REF	REF	REF	REF	69	36
PO	5305-071-1773	SCREW, CAP, HEXAGON HEAD: FUEL TANK SUPPORTS, 1/2-13 THD SIZE, 3-1/4 IN. LG MS90725-120 (96906)		EA	8	*	*	*	*	*	*	1	*	69	37



SMR CODE	FEDERAL STOCK NUMBER	DESCRIPTION REF NUMBER & MFR CODE	USABLE ON CODE	UNIT OF MEAS	QTY INC IN UNIT	30-DAY DS MAINT ALLOWANCE			30-DAY GS MAINT ALLOWANCE			1-YR ALWPER 100 EQUIP CNTGCTY	DEPOT MAINT ALWPER 100 EQUIP	ILLUSTRATION	
						1-20	21-50	51-100	1-20	21-50	51-100			FIGURE NO.	ITEM NO.
PO	5310-988-7516	WASHER, LOCK: FUEL TANK SUPPORTS, 1/2 IN. SIZE, INTERNAL- EXTERNAL TOOTH 4025-32-00-0541 (78189)		EA	16	REF	REF	REF	REF	REF	REF	REF	REF	69	38
X20		SUPPORT: FUEL TANK ASSEMBLY 61445 (16004)		EA	2									69	39
X20		SUPPORT: FUEL TANK ASSEMBLY 61444 (16004)		EA	2									69	40
PF	5310-462-4655	NUT, SELF LOCKING: BUMPER BRACE, 5/8-11 THD SIZE 21FAF1011 (56878)		EA	4	*	*	*	*	*	*	1	*	69	41
PF	5305-584-7684	SCREW, CAP, HEXAGON HEAD: BUMPER BRACE, 5/8-11 THD SIZE, 1-3/4 IN. LG MS35297-163 (96906)		EA	4	REF	REF	REF	REF	REF	REF	REF	REF	69	42
X2F		BRACE, BUMPER: FRAME ASSEMBLY 62061 (16004)		EA	2									69	43
PF		NUT, SELF LOCKING: BUMPERS, 1/2-13 THD SIZE 21FAF813 (56878)		EA	8	REF	REF	REF	REF	REF	REF	REF	REF	69	44
PF	5305-782-9494	SCREW, CAP, HEXAGON HEAD: BUMPERS, 1/2-13 THD SIZE, 1-3/4 IN. LG MS90725-114 (96906)		EA	8	REF	REF	REF	REF	REF	REF	REF	REF	69	45
X2F		BUMPER, LEFT HAND: FRAME ASSEMBLY 61948 (16004)		EA	1									69	46
X2F		BUMPER, RIGHT HAND: FRAME ASSEMBLY 61947 (16004)		EA	1									69	47
X2H		FRAME ASSEMBLY: 61533 (16004)		EA	1									69	48
X20		BRACKET, MOUNTING: FRAME ASSEMBLY 61920 (16004)		EA	4									69	51
PO	5305-225-3839	SCREW, CAP, HEXAGON HEAD: MOUNTING BRACKET, 1/4-20 THD SIZE, 1 IN. LG MS90725-8 (96906)		EA	8	REF	REF	REF	REF	REF	REF	REF	REF	69	49
PO	5310-582-5965	WASHER, LOCK, SPLIT: MOUNTING BRACKET, 1/4 IN. SIZE MS35338-25 (96906)		EA	8	REF	REF	REF	REF	REF	REF	REF	REF	69	50

SMR CODE	FEDERAL STOCK NUMBER	DESCRIPTION REF NUMBER & MFR CODE	USABLE ON CODE	UNIT OF MEAS	QTY INC IN UNIT	30-DAY DS MAINT ALLOWANCE			30-DAY GS MAINT ALLOWANCE			1-YR ALWPER 100 EQUIP CNTGCTY	DEPOT MAINT ALWPER 100 EQUIP	ILLUSTRATION	
						1-20	21-50	51-100	1-20	21-50	51-100			FIGURE NO.	ITEM NO.
PFT		ENGINE, FAN THRU FLYWHEEL GROUP 62202 (16004)		EA	1	*	*	*	*	*	*	5	6		
		4-NUT, HEXAGON: REAR ENGINE MOUNTING, 5/8-11 THD SIZE (SEE FIGURE 48, ITEM 1) P/N MS35690-1005 (96906) FSN 5310-656-0391				REF	REF	REF	REF	REF	REF	REF	REF	REF	REF
		8-WASHER, LOCK: REAR ENGINE MOUNTING, 5/8 IN. SIZE, INTERNAL-EXTERNAL TOOTH (SEE FIGURE 48, ITEM 2) P/N 4028-34-00 (78189) FSN 5310-017-8627				SEE GROUP	48								
		4-SCREW, CAP, HEXAGON HEAD: REAR ENGINE MOUNTING, 5/8-11 THD SIZE, 2 IN. LG (SEE FIGURE 48, ITEM 3) P/N MS35297-164 (96906) FSN 5305-530-9622				SEE GROUP	48								
		2-NUT, HEXAGON: FRONT ENGINE MOUNTING, 5/8-11 THD SIZE (SEE FIGURE 47, ITEM 1) P/N MS35690-1005 (96906) FSN 5310-656-0391				SEE GROUP	47								
		4-WASHER, LOCK; FRONT ENGINE MOUNTING, 5/8 IN. SIZE, INTERNAL-EXTERNAL TOOTH (SEE FIGURE 47, ITEM 2) P/N 4028-34-00 (78189) FSN 5310-017-8627				SEE GROUP	47								
		2-WASHER, BEVEL: FRONT ENGINE MOUNTING, 5/8 IN. SIZE (SEE FIGURE 47, ITEM 3) P/N 330 (06762) FSN				SEE GROUP	47								
		2-SCREW, CAP, HEXAGON HEAD: FRONT ENGINE MOUNTING, 5/8-11 THD SIZE, 2 IN. LG (SEE FIGURE 47, ITEM 4) P/N MS35297-164 (96906) FSN 5305-530-9622				SEE GROUP	47								
		1-GENERATOR-REGULATOR ASSEMBLY: (SEE FIGURE 3, ITEM 4) P/N MST3805-1 (96906) FSN 2920-640-7518				SEE GROUP	3								
		8-NUT, HEXAGON: GENERATOR-REGULATOR MOUNTING, 5/16-18 THD SIZE (SEE FIGURE 3, ITEM 5) P/N MS35690-505 (96906) FSN 5310-012-0376				SEE GROUP	3								
		16-WASHER, LOCK: GENERATOR-REGULATOR MOUNTING, 5/16 IN. SIZE, INTERNAL-EXTERNAL TOOTH (SEE FIGURE 3, ITEM 6) P/N 4018-24-00 (78189) FSN				SEE GROUP	3								
		1-STRAP, GROUND: GENERATOR-REGULATOR MOUNTING, (SEE FIGURE 3, ITEM 7) P/N 62553 (16004) FSN				SEE GROUP	3								

SMR CODE	FEDERAL STOCK NUMBER	DESCRIPTION REF NUMBER & MFR CODE	USABLE ON CODE	UNIT OF MEAS	QTY INC IN UNIT	30-DAY DS MAINT ALLOWANCE			30-DAY GS MAINT ALLOWANCE			1-YR AL WPER 100 EQUIP CNTGNCY	DEPOT MAINT AL WPER 100 EQUIP	ILLUSTRATION		
						1-20	21-50	51-100	1-20	21-50	51-100			FIGURE NO.	ITEM NO.	
		4-CUSHION, VIBRATION: GENERATOR-REGULATOR MOUNTING, (SEE FIGURE 3, ITEM 7) P/N 3582-11-8890 FSN				SEE	GROUP	3								
		1-CABLE ASSEMBLY: GENERATOR TO REGULATOR (SEE FIGURE 3, ITEM 1) P/N 10693-20 (95875) FSN				SEE	GROUP	3								
		1-GENERATOR ASSEMBLY: (SEE FIGURE 30) P/N MS13823-1 (96906) FSN 2920-391-2989				SEE	GROUP	30								
		1-ARM, ADJUSTING: GENERATOR MOUNTING, (SEE FIGURE 29, ITEM 1) P/N 61631 (16004) FSN				SEE	GROUP	29								
		3-SCREW, CAP, HEXAGON HEAD: GENERATOR MOUNTING, 3/8-16 THD SIZE, 1 IN. LG (SEE FIGURE 29, ITEM 2) P/N MS35297-60 (96906) FSN				SEE	GROUP	29								
		7-WASHER, LOCK: GENERATOR MOUNTING, 3/8 IN. SIZE, INTERNAL-EXTERNAL TOOTH (SEE FIGURE 29, ITEM 3) P/N 4020-26-00 (78189) FSN 5310-275-9263				SEE	GROUP	29								
		1-NUT, HEXAGON: GENERATOR MOUNTING, 3/8-16 THD SIZE (SEE FIGURE 29, ITEM 4) P/N MS35690-605 (96906) FSN 5310-012-0377				SEE	GROUP	29								
		1-SCREW, CAP, HEXAGON HEAD: GENERATOR MOUNTING, 3/8-16 THD SIZE, 1-1/2 IN. LG (SEE FIGURE 29, ITEM 5) P/N 35297-64 (96906) FSN				SEE	GROUP	29								
		1-PIVOT, FRONT: GENERATOR MOUNTING, (SEE FIGURE 29, ITEM 6) P/N 61630 (16004) FSN				SEE	GROUP	29								
		1-PIVOT, REAR: GENERATOR MOUNTING, (SEE FIGURE 29, ITEM 7) P/N 61629 (16004) FSN				SEE	GROUP	29								
		1-PULLEY, GENERATOR: (SEE FIGURE 29, ITEM 10) P/N 61572 (16004) FSN				SEE	GROUP	29								
		1-VEE BELT SET: (SEE FIGURE 45, ITEM 4) P/N MS51066-54 (96906) FSN 3030-294-9883				SEE	GROUP	45								
		1-FAN ASSEMBLY: (SEE FIGURE 45, ITEM 1) P/N 61429 (16004) FSN				SEE	GROUP	45								

SMR CODE	FEDERAL STOCK NUMBER	DESCRIPTION	USABLE ON CODE	UNIT OF MEAS	QTY INC IN UNIT	30-DAY DS MAINT ALLOWANCE			30-DAY GS MAINT ALLOWANCE			1-YR ALWPER 100 EQUIP CNTGCTY	DEPOT MAINT ALWPER 100 EQUIP	ILLUSTRATION		
						1-20	21-50	51-100	1-20	21-50	51-100			FIGURE NO.	ITEM NO.	
		6-NUT, LOCK, HEXAGON: FAN MOUNTING, 5/16-18 THD SIZE (FIGURE 45, ITEM 2) P/N 21FAF518 (56878) FSN				SEE	GROUP	45								
		6-SCREW, CAP, HEXAGON HEAD: FAN MOUNTING, 5/16-18 THD SIZE, 1 IN. LG (SEE FIGURE 45, ITEM 3) P/N MS35297-34 (96906) FSN 5306-531-1798				SEE	GROUP	45								
		1-STARTING MOTOR ASSEMBLY: (SEE FIGURE 31) P/N MFY-6101BUT (19728) FSN 2920-923-8911				SEE	GROUP	31								
		3-SCREW, CAP, HEXAGON HEAD: STARTING MOTOR MOUNTING, 5/8-11 THD SIZE, 1-3/4 IN. LG (SEE FIGURE 31, ITEM 1) P/N MS35297-163 (96906) FSN 5305-584-7684				SEE	GROUP	31								
		3-WASHER, LOCK: STARTING MOTOR MOUNTING, 5/8 IN. SIZE, INTERNAL-EXTERNAL TOOTH (SEE FIGURE 31, ITEM 2) P/N 4028-34-00 (78189) FSN 5310-017-8627				SEE	GROUP	31								
		1-FUEL FILTER ASSEMBLY: (SEE FIGURE 26) P/N FBM1824 FSN 2910-787-6551				SEE	GROUP	26								
		1-BRACKET: FUEL FILTER MOUNTING (SEE FIGURE 26, ITEM 3) P/N 61924 (16004) FSN				SEE	GROUP	26								
		4-SCREW, CAP, HEXAGON HEAD: FUEL FILTER MOUNTING, 3/8-16 THD SIZE, 1-1/4 IN. LG (SEE FIGURE 26, ITEM 7) P/N MS35297-62 (96906) FSN 5305-639-8118				SEE	GROUP	26								
		4-WASHER, LOCK, SPLIT: FUEL FILTER MOUNTING, 3/8 IN. SIZE (SEE FIGURE 26, ITEM 5) P/N MS35338-27 (96906) FSN 5310-543-5101				SEE	GROUP	26								
		1-HOSE ASSEMBLY: FUEL FILTER TO ENGINE, (SEE FIGURE 26, ITEM 2) P/N 62439 (16004) FSN				SEE	GROUP	26								
		1-SWITCH, SAFETY: HIGH WATER TEMPERATURE (SEE FIGURE 64, ITEM 50) P/N 1513586 (70040) FSN				SEE	GROUP	64								
X1		1-ENGINE ASSEMBLY: P/N 3R7975 (11083) FSN														
		1-SUPPORT GROUP: P/N 1N5571 (11083) FSN														
		2-SUPPORT: ENGINE REAR (SEE FIGURE 48, ITEM 7) P/N 3L9120 (11083) FSN														

SMR CODE	FEDERAL STOCK NUMBER	DESCRIPTION REF NUMBER & MFR CODE	USABLE ON CODE	UNIT OF MEAS	QTY INC IN UNIT	30-DAY DS MAINT ALLOWANCE			30-DAY GS MAINT ALLOWANCE			1-YR AL WPER 100 EQUIP CNTGNCY	DEPOT MAINT AL WPER 100 EQUIP	ILLUSTRATION		
						1-20	21-50	51-100	1-20	21-50	51-100			FIGURE NO.	ITEM NO.	
		8-SCREW, CAP, HEXAGON HEAD: REAR ENGINE SUPPORT, 5/8-11 THD SIZE, 1-1/2 IN. LG (SEE FIGURE 48, ITEM 8) P/N S1566 (11083) FSN 5306-275-5012				SEE	GROUP	48								
		8-WASHER, LOCK, SPLIT: REAR ENGINE SUPPORT, 5/8 IN. SIZE (SEE FIGURE 48, ITEM 9) P/N 3B4510 (11083) FSN 5310-514-6841				SEE	GROUP	48								
		2-SUPPORT: ENGINE FRONT (SEE FIGURE 47, ITEM 5) P/N 1N5526 (11083) FSN				SEE	GROUP	47								
		4-NUT, HEXAGON: FRONT ENGINE SUPPORT, 5/8-11 THD SIZE (SEE FIGURE 47, ITEM 6) P/N 1D4720 (11083) FSN 5310-514-6841				SEE	GROUP	47								
		4-WASHER, LOCK, SPLIT: FRONT ENGINE SUPPORT, 5/8 IN. SIZE (SEE FIGURE 47, ITEM 7) P/N 3B4510 (11083) FSN 5310-514-6841				SEE	GROUP	47								
		4-SCREW, CAP, HEXAGON HEAD: FRONT ENGINE SUPPORT, 5/8-11 THD SIZE, 4-1/2 IN. LG (SEE FIGURE 47, ITEM 8) P/N 1A8651 (11083) FSN 5306-423-8292				SEE	GROUP	47								
		2-SHIM: FRONT ENGINE SUPPORT (SEE FIGURE 47, ITEM 9) P/N 4L7893 (11083) FSN				SEE	GROUP	47								
		1-SUPPORT ASSEMBLY: RIGHT HAND ENGINE FRONT (SEE FIGURE 47, ITEM 10) P/N 7L499 (11083) FSN				SEE	GROUP	47								
		1-SUPPORT ASSEMBLY: LEFT HAND ENGINE FRONT (SEE FIGURE 47, ITEM 11) P/N 7L500 (11083) FSN				SEE	GROUP	47								
		4-SCREW, CAP, HEXAGON HEAD: SUPPORT ASSEMBLIES, 3/8-16 THD SIZE, 3 IN. LG (SEE FIGURE 47, ITEM 12) P/N S1619 (11083) FSN 5306-426-2932				SEE	GROUP	47								
		2-SCREW, CAP, HEXAGON HEAD: SUPPORT ASSEMBLIES, 3/8-16 THD SIZE, 3-1/2 IN. LG (SEE FIGURE 47, ITEM 13) P/N T65 (11083) FSN 5306-426-2974				SEE	GROUP	47								
		7-WASHER, LOCK, SPLIT: SUPPORT ASSEMBLIES, 3/8 IN. SIZE (SEE FIGURE 47, ITEM 14) P/N 3B4506 (11083) FSN 5310-514-6849				SEE	GROUP	47								

SMR CODE	FEDERAL STOCK NUMBER	DESCRIPTION REF NUMBER & MFR CODE	USABLE ON CODE	UNIT OF MEAS	QTY INC IN UNIT	30-DAY DS MAINT ALLOWANCE			30-DAY GS MAINT ALLOWANCE			1-YR ALWPER 100 EQUIP CNTGCTY	DEPOT MAINT ALWPER 100 EQUIP	ILLUSTRATION		
						1-20	21-50	51-100	1-20	21-50	51-100			FIGURE NO.	ITEM NO.	
						SEE	GROUP		SEE	GROUP						
		1-NUT, HEXAGON: LEFT HAND SUPPORT ASSEMBLY, 3/8-16 THD SIZE (SEE FIGURE 47, ITEM 15) P/N 1D4717 (11083) FSN 5310-011-7062														
		1-SCREW, CAP, HEXAGON HEAD: LEFT HAND SUPPORT ASSEMBLY, 3/8-16 THD SIZE, 2-3/4 IN. LG (SEE FIGURE 47, ITEM 16) P/N T573 (11083) FSN 5306-240-0797														
		2-SCREW, CAP, HEXAGON HEAD: SUPPORT ASSEMBLIES, 1/2-13 THD SIZE, 3 IN. LG (SEE FIGURE 47, ITEM 17) P/N L1329 (11083) FSN 5309-828-6168														
		2-WASHER, LOCK, SPLIT: SUPPORT ASSEMBLIES, 1/2 IN. SIZE (SEE FIGURE 47, ITEM 18) P/N 3B4508 (11083) FSN 5310-650-7281														
		2-EYE, LIFTING: (SEE FIGURE 64, ITEM 51) P/N 5L4544 (11083) FSN														
PF		KIT, GASKET: BASIC ENGINE ASSEMBLY P/N 857875 (11083) FSN		EA	1	1	1	2	1	1	2	25	100			
X1		1-GASKET, ELBOW: P/N 2A4638 (11083) FSN 2815-423-8728														
X1		2-PLATE, LOCK: P/N 2A5328 (11083) FSN 2815-423-8767														
X1		1-GASKET: P/N 4B5647 (11083) FSN 5340-209-1023														
X1		6-PACKING, PREFORMED: P/N 5B3718 (11083) FSN 5330-198-6169														
X1		2-GASKET, PLUG: P/N 6B7020 (11083) FSN 5340-255-1231														
X1		1-PLATE, LOCK: P/N 1C159 (11083) FSN 5310-423-8391														
X1		1-PACKING, PREFORMED: P/N 2D6392 (11083) FSN 5330-843-7194														
X1		1-PACKING, PREFORMED: P/N 4D8986 (11083) FSN														
X1		1-PLATE, LOCK: P/N 2F6156 (11083) FSN 2815-899-1276														
X1		1-SEAL: P/N 2F6678 (11083) FSN 5330-972-7644														

SMR CODE	FEDERAL STOCK NUMBER	DESCRIPTION REF NUMBER & MFR CODE	USABLE ON CODE	UNIT OF MEAS	QTY INC IN UNIT	30-DAY DS MAINT ALLOWANCE			30-DAY GS MAINT ALLOWANCE			1-YR AL WPER 100 EQUIP CNTGCT	DEPOT MAINT AL WPER 100 EQUIP	ILLUSTRATION		
						1-20	21-50	51-100	1-20	21-50	51-100			FIGURE NO.	ITEM NO.	
X1		1-PACKING, PREFORMED: P/N 5F3390 (11083) FSN 5330-197-9584														
X1		1-PLATE, LOCK: P/N W07 (11083) FSN														
X1		6-SEAL ASSEMBLY: P/N 6F1069 (11083) FSN 2910-333-5032														
X1		1-PACKING, PREFORMED: P/N 8F3469 (11083) FSN 5330-859-0397														
X1		1-PACKING, PREFORMED: P/N 8F9206 (11083) FSN 2940-599-2938														
X1		1-GASKET, PLUG: P/N 9F4522 (11083) FSN 5330-921-7128														
X1		3-PACKING, PREFORMED: P/N 1H1023 (11083) FSN 5330-920-6924														
X1		1-GASKET: P/N 2H253 (11083) FSN 2930-650-7253														
X1		1-PLATE, LOCK: P/N 2H3504 (11083) FSN 5310-620-5730														
X1		1-PACKING, PREFORMED: P/N 2H3932 (11083) FSN 2520-633-4535														
X1		2-PACKING, PREFORMED: P/N 67 (01019) FSN														
X1		1-PLATE, LOCK: P/N 6H4208 (11083) FSN 2530-948-6464														
X1		1-GASKET, ELBOW: P/N 7H1796 (11083) FSN 5330-074-3586														
X1		1-PLATE, LOCK: P/N 7H9831 (11083) FSN														
X1		1-SEAL: P/N 519932 (80201) FSN 2990-858-6201														
X1		1-GASKET: P/N 8H9220 (11083) FSN 5330-074-3606														
X1		1-GASKET: P/N 8H9364 (11083) FSN 5330-074-3604														
X1		1-GASKET: P/N 8H9788 (11083) FSN 5330-074-3605														
X1		2-PACKING, PREFORMED: P/N 9H4557 (11083) FSN 5330-893-7271														
X1		1-GASKET: P/N 9H4891 (11083) FSN 2815-858-6182														

SMR CODE	FEDERAL STOCK NUMBER	DESCRIPTION  REF NUMBER & MFR CODE	USABLE ON CODE	UNIT OF MEAS	QTY INC IN UNIT	30-DAY DS MAINT ALLOWANCE			30-DAY GS MAINT ALLOWANCE			1-YR ALWPER 100 EQUIP CNTGCTY	DEPOT MAINT ALWPER 100 EQUIP	ILLUSTRATION	
						1-20	21-50	51-100	1-20	21-50	51-100			FIGURE NO.	ITEM NO.
X1		1-GASKET: P/N 9H5921 (11083) FSN 5330-074-3600													
X1		2-PACKING, PREFORMED: P/N 2J157 (11083) FSN 5330-858-8224													
X1		1-PACKING, PREFORMED: P/N 4J2506 (11083) FSN													
X1		2-PACKING, PREFORMED: P/N 6J2419 (11083) FSN													
X1		8-PLATE, LOCK: P/N L364 FSN 2930-365-2152													
X1		1-GASKET: BREATHER ASSEMBLY P/N 4L8231 (11083) FSN													
X1		4-PACKING, PREFORMED: P/N 4L8337 (11083) FSN 5330-074-3773													
X1		1-GASKET: P/N 5L8991 (11083) FSN													
X1		2-GASKET: ADAPTER MOUNTING P/N 6L5362 (11083) FSN													
X1		4-NUT, RETAINER: P/N 7L119 (11083) FSN													
X1		1-GASKET: BONNET MOUNTING P/N 7L312 (11083) FSN													
X1		1-GASKET, COVER: P/N 7L434 (11083) FSN													
X1		1-GASKET, COVER: P/N 7L7053 (11083) FSN													
X1		1-GASKET: P/N 7L7084 (11083) FSN													
X1		1-GASKET: P/N 7L7363 (11083) FSN													
X1		1-GASKET: P/N 7L7364 (11083) FSN													
X1		1-GASKET: P/N 7L7368 (11083) FSN													
X1		1-PACKING, PREFORMED: P/N 7L7460 (11083) FSN													
X1		1-GASKET, COVER: P/N 7L7850 (11083) FSN													



SMR CODE	FEDERAL STOCK NUMBER	DESCRIPTION REF NUMBER & MFR CODE	USABLE ON CODE	UNIT OF MEAS	QTY INC IN UNIT	30-DAY DS MAINT ALLOWANCE			30-DAY GS MAINT ALLOWANCE			1-YR ALWPER 100 EQUIP CNTGCTY	DEPOT MAINT ALWPER 100 EQUIP	ILLUSTRATION		
						1-20	21-50	51-100	1-20	21-50	51-100			FIGURE NO.	ITEM NO.	
X1		1-GASKET: P/N 7L7884 (11083) FSN														
X1		2-GASKET: P/N 8L3873 (11083) FSN														
X1		1-GASKET: P/N 8L4156 (11083) FSN														
X1		1-GASKET: P/N 8L4159 (11083) FSN														
X1		1-GASKET: P/N 9L2252 (11083) FSN														
X1		6-PACKING, PREFORMED: P/N 1M1077 (11083) FSN 5330-893-8335														
X1		1-GASKET, MOUNTING: OIL COOLER ASSEMBLY P/N 1M9390 (11083) FSN 5330-567-0024														
X1		2-SEAL: P/N 506022 (80201) FSN														
X1		1-GASKET: P/N 2M5407 (11083) FSN 5330-920-6922														
X1		1-GASKET: P/N 2M8691 (11083) FSN 2940-884-9414														
X1		2-PACKING, PREFORMED: P/N 4M189 (11083) FSN 5330-904-0335														
X1		1-GASKET: P/N 4M1832 (11083) FSN 5340-074-3807														
X1		2-GASKET: P/N 1945477 (16764) FSN 5330-074-3788														
X1		1-GASKET: P/N 1945475 (16764) FSN 2815-976-4695														
X1		1-GASKET: PLATE MOUNTING P/N 4M2969 (11083) FSN 5330-074-3603														
X1		1-PLATE, LOCK: P/N 4M4419 (11083) FSN 3805-923-0900														
X1		1-PACKING, PREFORMED: P/N 4M8303 (11083) FSN														
X1		6-GASKET: P/N 5M2667 (11083) FSN 5310-074-3833														
X1		1-GASKET: BOHNET MOUNTING P/N 5M4741 (11083) FSN														

SMR CODE	FEDERAL STOCK NUMBER	DESCRIPTION	USABLE ON CODE	UNIT OF MEAS	QTY INC IN UNIT	30-DAY DS MAINT ALLOWANCE			30-DAY GS MAINT ALLOWANCE			1-YR ALWPER 100 EQUIP CNTGCV	DEPOT MAINT ALWPER 100 EQUIP	ILLUSTRATION		
						1-20	21-50	51-100	1-20	21-50	51-100			FIGURE NO.	ITEM NO.	
X1		2-NUT, LOCK: P/N 7M9763 (11083) FSN 5310-920-8201														
X1		2-PACKING, PREFORMED: P/N 8M4987 (11083) FSN 5330-925-4778														
X1		1-PACKING, PREFORMED: P/N 8M5248 (11083) FSN 5330-913-8872														
X1		1-PACKING, PREFORMED: P/N 8M5253 (11083) FSN														
X1		1-PACKING, PREFORMED: P/N 8M5260 (11083) FSN														
X1		1-PACKING, PREFORMED: P/N 8M8997 (11083) FSN														
X1		2-PACKING, PREFORMED: P/N 9M4849 (11083) FSN														
X1		1-PLATE, LOCK: P/N 9M6292 (11083) FSN														
X1		1-PLATE, LOCK: P/N 9M6293 (11083) FSN														
X1		1-SEAL ASSEMBLY: P/N 1N0176 (11083) FSN														
X1		1-GASKET: P/N 1S4295 (11083) FSN 5330-924-0048														
X1		1-GASKET: P/N 1S4810 (11083) FSN 2815-989-3295														
X1		1-PACKING, PREFORMED: P/N 1S7104 (11083) FSN														
X1		2-PLATE, LOCK: P/N 1S7336 (11083) FSN														
X1		1-SEAL: P/N PC93202 (96452) FSN 5330-843-7185														
X1		6-GASKET: P/N 2S8959 (11083) FSN														
X1		6-GASKET: P/N 2S8960 (11083) FSN														
X1		1-SEAL: P/N 3S2214 (11083) FSN														
X1		1-PACKING, PREFORMED: P/N 3S4489 (11083) FSN 2950-849-1449														
X1		1-PACKING, PREFORMED: P/N 3S5135 (11083) FSN 2950-849-1451														

SMR CODE	FEDERAL STOCK NUMBER	DESCRIPTION  REF NUMBER & MFR CODE	USABLE ON CODE	UNIT OF MEAS	QTY INC IN UNIT	30-DAY DS MAINT ALLOWANCE			30-DAY GS MAINT ALLOWANCE			1-YR ALWPER 100 EQUIP CNTGCTY	DEPOT MAINT ALWPER 100 EQUIP	ILLUSTRATION		
						1-20	21-50	51-100	1-20	21-50	51-100			FIGURE NO.	ITEM NO.	
X1		1-SEAL: P/N 3S9643 (11083) FSN														
X1		3-SEAL: P/N 4S7756 (11083) FSN														
X1		1-GASKET: P/N 5S6281 (11083) FSN														
X1		12-PACKING, PREFORMED: P/N 5S6670 (11083) FSN														
X1		1-GASKET: P/N 5S6735 (11083) FSN														
X1		1-PLATE, LOCK: P/N 5S7611 (11083) FSN														
X1		1-GASKET: P/N 5S8055 (11083) FSN														
X1		1-SEAL, LIP TYPE: P/N 5S9021 (11083) FSN														
X1		1-GASKET: THERMOSTAT HOUSING P/N 5S9059 (11083) FSN														
X1		2-GASKET: P/N 7S2374 (11083) FSN														
X1		1-PACKING, PREFORMED: P/N 7S3206 (11083) FSN														
X1		1-GASKET: COVER TO BLOCK P/N 8S877 (11083) FSN														
X1		1-PLATE, LOCK: P/N 8S1491 (11083) FSN														
X1		1-GASKET, COVER: P/N 8S1605 (11083) FSN														
X1		3-GASKET: P/N 8S2630 (11083) FSN														
X1		1-WASHER, THRUST: P/N 8S6410 (11083) FSN														
X1		1-WASHER, THRUST: P/N 8S7762 (11083) FSN														
X1		1-SEAL: P/N 8S8821 (11083) FSN														
PF		KIT, GASKET: P/N 8S7873 (11083) FSN		EA	1	1	1	2	1	1	2	25	100			

SMR CODE	FEDERAL STOCK NUMBER	DESCRIPTION REF NUMBER & MFR CODE	USABLE ON CODE	UNIT OF MEAS	QTY INC IN UNIT	30-DAY D5 MAINT ALLOWANCE			30-DAY G5 MAINT ALLOWANCE			1-YR ALWPER 100 EQUIP CNTGCTY	DEPOT MAINT ALWPER 100 EQUIP	ILLUSTRATION		
						1-20	21-50	51-100	1-20	21-50	51-100			FIGURE NO.	ITEM NO.	
X1		1-PLATE, LOCK: P/N 2F4159 (11083) FSN 2815-352-7415														
X1		1-GASKET: P/N 4F5617 (11083) FSN 5330-948-6075														
X1		1-GASKET: TUBE MOUNTING P/N 7F7590 (11083) FSN 2930-297-7228														
X1		2-SLEEVE: P/N 60FL (30327) FSN 3120-900-5390														
X1		1-GASKET: P/N 4H7869 (11083) FSN 2815-584-1310														
X1		2-PLATE, LOCK: P/N 7H1861 (11083) FSN 5340-923-6932														
X1		1-SEAL: P/N 9H1129 (11083) FSN 2815-898-6665														
X1		2-PACKING, PREFORMED: P/N 9H6067 (11083) FSN 5330-828-9787														
X1		2-BUSHING: P/N 1965472 (16764) FSN 6110-715-8065														
X1		1-GASKET: P/N 5L8484 (11083) FSN														
X1		1-RING, SEALING: P/N 5L8854 (11083) FSN 2815-994-7407														
X1		1-RING, SEALING: P/N 5L8855 (11083) FSN 2910-994-7409														
X1		1-GASKET: P/N 6L1597 (11083) FSN														
X1		1-SEAL: P/N 3034 (08244) FSN														
X1		1-GASKET: TUBE MOUNTING P/N 6L5305 (11083) FSN														
X1		1-GASKET: P/N 7L522 (11083) FSN														
X1		1-PACKING, PREFORMED: P/N 7L2031 (11083) FSN														
X1		1-GASKET: P/N 1M24 (11083) FSN 2920-963-0069														
X1		1-GASKET: P/N 1M25 (11083) FSN 2930-956-5650														

SMR CODE	FEDERAL STOCK NUMBER	DESCRIPTION REF NUMBER & MFR CODE	USABLE ON CODE	UNIT OF MEAS	QTY INC IN UNIT	30-DAY DS MAINT ALLOWANCE			30-DAY GS MAINT ALLOWANCE			1-YR ALWPER 100 EQUIP CNTGCTY	DEPOT MAINT ALWPER 100 EQUIP	ILLUSTRATION		
						1-20	21-50	51-100	1-20	21-50	51-100			FIGURE NO.	ITEM NO.	
X1		1-GASKET: COVER TO BLOCK P/N 4M6480 (11083) FSN 2930-893-5250														
X1		1-GASKET: BELL ASSEMBLY MOUNTING P/N 8M904 (11083) FSN 5330-074-3527														
X1		1-PACKING, PREFORMED: P/N 8M4432 (11083) FSN 5330-913-8878														
X1		2-PACKING, PREFORMED: P/N 8M6254 (11083) FSN 5330-913-8120														
X1		1-GASKET: P/N 9M3866 (11083) FSN 5330-945-1029														
X1		1-GASKET: P/N 9M7660 (11083) FSN 5330-945-1929														
X1		1-GASKET: P/N 1S6595 (11083) FSN 2815-931-8048														
X1		6-GASKET: .233 THICK P/N 2S8959 FSN														
X1		6-GASKET: .248 THICK P/N 2S8960 (11083) FSN														
X1		1-SEAL ASSEMBLY: P/N 5S6297 (11083) FSN														
X1		1-GASKET, OIL PAN: P/N 8S1965 (11083) FSN														
X1		1-SEAL: P/N 8S5575 (11083) FSN														
X1		1-NUT, LOCK: P/N 8S8871 (11083) FSN														
X1		1-NUT, LOCK: P/N 8S8874 (11083) FSN														
X1		1-GASKET: P/N 9S4490 (11083) FSN														
X1		1-PLATE, LOCK: P/N T329 (11083) FSN 2990-423-8146														
PF		KIT, GASKET: P/N 8S7872 (11083) FSN		EA	1	1	1	1	1	1	1	25	100			
X1		6-SEAL: P/N 5B3718 (11083) FSN 5330-198-6169														
X1		6-SEAL ASSEMBLY: P/N 6F1069 (11083) FSN 2910-333-5032														

SMR CODE	FEDERAL STOCK NUMBER	DESCRIPTION REF NUMBER & MFR CODE	USABLE ON CODE	UNIT OF MEAS	QTY INC IN UNIT	30-DAY DS MAINT ALLOWANCE			30-DAY GS MAINT ALLOWANCE			1-YR ALWPER 100 EQUIP CNTGCTY	DEPOT MAINT ALWPER 100 EQUIP	ILLUSTRATION		
						1-20	21-50	51-100	1-20	21-50	51-100			FIGURE NO.	ITEM NO.	
X1		1-GASKET: P/N 7H3270 (11083) FSN 5330-074-3587														
X1		4-PACKING, PREFORMED: P/N 4L8337 (11083) FSN 5330-074-3773														
X1		1-PACKING, PREFORMED: P/N 7L2031 (11083) FSN														
X1		1-PACKING, PREFORMED: P/N 7L7460 (11083) FSN														
X1		6-GASKET: P/N 5M2667 (11083) FSN 5310-074-3833														
X1		1-GASKET: P/N 1S4295 (11083) FSN 5330-924-0048														
X1		1-GASKET: P/N 1S4810 (11083) FSN 2815-989-3295														
X1		6-GASKET: P/N 2S8959 (11083) FSN														
X1		6-SEAL: P/N 2S8960 (11083) FSN														
X1		1-SEAL: THERMOSTAT P/N 3S9643 (11083) FSN														
X1		5-PLATE, LOCK: P/N 5S5880 (11083) FSN														
X1		2-PLATE, LOCK: P/N 5S5881 (11083) FSN														
X1		1-GASKET: P/N 5S6281 (11083) FSN														
X1		1-GASKET: P/N 5S6735 (11083) FSN														
X1		1-GASKET: P/N 5S9059 (11083) FSN														
X1		6-PACKING, PREFORMED: P/N 7S3206 (11083) FSN														
X1		1-GASKET: P/N 8S1605 (11083) FSN														
X1		3-GASKET: P/N 8S6410 (11083) FSN														

Section

#### IV INDEX-FEDERAL STOCK NUMBER AND REFERENCE NUMBER CROSS-REFERENCE TO FIGURE AND ITEM NUMBER

REFERENCE No.	Mfg CODE	FIG No.	ITEM No.	REFERENCE No.	Mfg CODE	FIG No.	ITEM No.
AC2091	63477	35	6	GHS2006F	19728	30	19
AC2281	63477	34	14	GHS2012S	19728	30	11
AC24212	63477	35	15	GHS26	19728	30	7
AC2511	63477	34	9	GHS27	19728	30	14
AC2562	63477	34	8	GHS3	19728	30	17
AC2577	63477	34	13	G10553	77260	28	38
AC33277	63477	35		G12094-2	77260	28	25
AC37431	63477	35	11	G13237	77260	28	31
AC37432	63477	35	14	G13238	77260	28	26
AC37433	63477	35	22	G13252	77260	28	24
AC35438	63477	35	33	G13255	77260	28	35
AC37441	63477	35	20	G13536	77260	28	14
AC37442	63477	35	19	G13540	77260	28	6
AC37444	63477	35	13	G13543	77260	28	23
AC37446	63477	35	18	G13546	77260	28	2
AC37447	63477	35	25	G14011	77260	28	34
AC37448	63477	35	32	G3168	77260	28	27
AC37450	63477	35	24	G428989	15605	24	68
AC37451	63477	35	23	H100	79470	8	
AC37452	63477	35	27			9	
AC37454	63477	35	31			24	
AC37455	63477	35	29	H66	79470	42	
AC37456	63477	35	28	ILU-Y06003	95875	3	2
AC37457	63477	35	17	KAX00-2164	18265	8	
AC37459	63477	35				9	
AC37460	63477	35	10	K1T187	19728	30	
AC37463	63477	35	7	K125-1	95026	36	
AC37485	63477	35		K125-184	95026	36	59
AC37495	63477	35	21			38	
AC73439	63477	35	30	K125-185	95026	36	
AC74020	63477	35	26			38	
AD2584	63477	34	1	K125-186	95026	36	
AD35779	63477	35	4			38	
AD37421	63477	35	12	K125-187	95026	36	
AD37424	63477	35	34			38	
AD38948	63477	35		K125-191	95026	36	58
AD64A85	07707	11	18	K125-192	95026	36	58
AF37465	63477	35		K125-195	95026	36	
API1203	04618	24		K125-198	95026	36	
		69		K125-199	95026	36	
API1204	04618	24		K125-42	95026	38	25
		27		K125-43	95026	38	23
API1207	04618	24		K125-46	95026	34	18
AWR4	72661	20	2	K125-47	95026	34	17
A1-2-13-32	77860	1		K125-9	95026	34	
A2681	77260	28		K152-1	95026	38	6
A6767	77260	28	37	K152-17	95026	34	
A7150	77260	28	36	K152-19	95026	36	14
A7171	77260	28		K152-191	95026	34	16
A7339	77260	28	41	K152-193	95026	38	24
A7607	77260	28		K152-196	95026	38	
B23	59730	60		K152-197	95026	38	53
B75TYPEDHP	81346	34	7	K152-198	95026	38	28
		34	12	K152-2	95026	38	10
		2	7	K152-4	95026	38	27
CC0609	75272			LP2299-1	61112	25	7
CL68-351	10009	42		LP2377-11	61112	25	12
				LP2812	61112	25	10
C1824	73370	26	12	LP2813	61112	25	11
DH40	06004	11	17	LP2974-34	61112	24	78
ES551YK	57733	24	65	LP3222-1	61112	25	9
E5314UMR	51600	23	85	LP3239-48	61112	25	3
FEM1824	73370	26		LP5314UMR	51600	23	74
FIG360	01029	20		LP535	61112	25	8
FIG86-140-1-1-4	34494	21	38	L1026	11083	64	18
GAH00-0164	18265	8	1	L1143	11083	46	13
		9				47	18
GBF79	19728	31	20	L1351	11083	47	29
GC11009ARI	77260	28				49	14
GGW52B	19728	30	12			59	7
GHS1003	19728	30				68	1
GHS1028	19728	30	24			50	14
GHS1032	19728	30	15	L1352	11083	47	35
GHS15	19728	30	27	L2070	11083	47	25
GHS17	19728	30	8	L364	11083	49	18
GHS18	19728	29	9			50	6
GHS20	19728	30	4			62	28
GHS2001	19728	30	28	L472	11083	31	52
GHS2002S	19728	30	6	MED19AS	24041		

Section IV INDEX-FEDERAL STOCK NUMBER AND REFERENCE NUMBER  
CROSS-REFERENCE TO FIGURE AND ITEM NUMBER

REFERENCE No.	Mfg CODE	Fig No.	ITEM No.	REFERENCE No.	Mfg CODE	Fig No.	ITEM No.
MBD2466	19728	31	40	MS24665-498	96906	36	18
MBD254C	19728	31	16	MS24665-624	96906	36	2
MEJ39A	19728	31	19	MS25036-108	96906	24	
MES2084A	19728	31	18			27	
MES48B	19728	31	8			60	
MES61	19728	31	3			69	
MES62	19728	31	4	MS25036-54	96906	69	
MES66A	19728	31	29	MS25036-58	96906	24	
MES71	19728	31		MS25036-9	96906	60	
MES72	19728	31		MS25181-2	96906	24	
MES74A	19728	31	43	MS25346-1	96906	28	18
MES78A	19728	31		MS27183-10	96906	16	5
MES93	19728	31				22	18
MES94	19728	31		MS27183-11	96906	8	47
MES95	19728	31	21			15	22
MES98	19728	31	17	MS27183-12	96906	22	30
MES99	19728	31				69	11
MEW1012S	19728	31	53	MS27183-14	96906	2	2
MEW1064A	19728	31	51			15	30
MFY1030	19728	31	44			36	48
MFY2032S	19728	31	50			38	9
MFY2042	19728	31	35	MS27183-15	96906	24	8
MFY33	19728	31	41	MS27183-16	96906	39	5
MFY35	19728	31	33	MS27183-17	96906	35	3
MFY36	19728	31	32	MS27183-18	96906	15	27
MFY37	19728	31	27	MS27183-19	96906	13	14
MFY38	19728	31	28			24	3
MFY40	19728	31	15	MS27183-6	96906	6	9
MFY6101BUT	19728	31		MS35000-3	96906	2	5
M11545	74400	24	55	MS35058-22	96906	24	72
MIL-H8794-4	81349	59		MS35190-289	96906	2	8
MIL-W1085TYPE A	81349	50	30			11	23
ML129	19728	31	36	MS35206-217	96906	11	1
ML21A	19728	31	46	MS35206-227	96906	6	8
MS13805-1	96906	3	8	MS35206-231	96906	30	22
MS13808-1	96906	30	3	MS35206-241	96906	24	76
MS13823-1	96906	30		MS35206-242	96906	5	20
MS15003-1	96906	36	26	MS35206-243	96906	5	22
		45	20	MS35206-265	96906	6	2
MS15003-6	96906	36	8	MS35265-31	96906	11	25
		38	15	MS35265-80	96906	18	3
MS15004-1	96906	38	32	MS35297-163	96906	31	1
MS150469	96906	23	93			69	42
MS15570-1251	96906	5	18	MS35298-34	96906	60	3
		6	7	MS35333-39	96906	24	50
		7	14			69	29
MS16995-96	96906	21	15	MS35333-42	96906	55	32
MS16997-155	96906	21	43	MS35333-46	96906	24	61
MS16997-60	96906	23	29	MS35338-10	96906	21	16
MS20392-5C33	96906	38	2			36	52
MS20659-133	96906	1				38	12
MS20913-1 (CR) JT	96906	23	68			45	6
MS20913-12S	96906	21	19			46	9
MS20913-2S	96906	21	40			47	13
		23	86			48	17
		68	13			67	4
		69	35	MS35338-12	96906	36	35
MS20913-3S	96906	69	34			38	36
MS20913-4S	96906	21	42	MS35338-25	96906	15	21
		35	5			16	2
MS21044-N6	96906	58	10			23	26
MS21045-6	96906	36	46			60	7
		38	47			69	50
MS21083-N06	96906	11	24	MS35338-40	96906	11	2
MS21318-27	96906	42	42	MS35338-42	96906	5	21
MS21333-34	96906	10	2			30	10
		69	3	MS35338-43	96906	24	98
MS24587-4	96906	59		MS35338-45	96906	7	6
MS24587-6	96906	26				8	4
		69				17	27
MS24630-10	96906	22	33			22	10
		23	95			23	16
		24	82			24	43
MS24665-283	96906	22	21			27	8
		38	1			35	9
MS24665-353	96906	50	28			45	13
MS24665-357	96906	38	13			55	21
MS24665-495	96906	36	7			57	3



Section IV INDEX-FEDERAL STOCK NUMBER AND REFERENCE NUMBER  
CROSS-REFERENCE TO FIGURE AND ITEM NUMBER

REFERENCE No.	MFG CODE	FIG No.	ITEM No.	REFERENCE No.	MFG CODE	FIG No.	ITEM No.		
MS35338-45 (CONT'D)	96906	58	9	MS51967-20 (CONT'D)	96906	47	1		
		59	23			48	1		
		60	4			3	4		
		62	14			8	3		
MS35338-46	96906	63	4	MS51967-5	96906	17	25		
		5	4			24	42		
		8	20			27	7		
		9	13			36	54		
		12	7			69	20		
		15	29			15	34		
		16	9			16	12		
		23	6			24	15		
		24	7			26	3		
		26	4			29	1		
		38	8			39	4		
MS35338-47	96906	15	15	MS51968-11	96906	36	13		
		23	101			MS51968-14	96906	38	19
		23	55			MS51968-2	96906	22	6
MS35338-50	96906	36	6	MS51968-5	96906	22	15		
		21	61	MS51968-8	96906	38	4		
MS35338-51	96906	47	5	MS51983-2	96906	36	32		
MS35340-50	96906	48	9			38	33		
MS35387-1	96906	11	22	MS53063-3	96906	24			
MS35387-2	96906	11	21	MS75020-1	96906	10			
MS35388-17	96906	32	5	MS75020-2	96906	10			
MS35392-13	96906	32	4	MS90725-1	96906	16	1		
MS35423-1	96906	6		MS90725-10	96906	10	6		
MS35423-2	96906	6				15	4		
MS35424-1	96906	6		MS90725-107	96906	24	2		
MS35424-2	96906	6		MS90725-111	96906	38	11		
MS35425-42	96906	2	1	MS90725-113	96906	23	39		
MS35478-1683	96906	5	19			36	53		
MS35650-304	96906	24	97			38	52		
MS35691-21	96906	18	2	MS90725-114	96906	13	12		
		59	6			15	25		
		60				21	25		
MS35691-41	96906	38	5			69	45		
MS35691-53	96906	24	60	MS90725-119	96906	47	12		
MS35691-85	96906	36	21	MS90725-120	96906	69	37		
MS35746-1	96906	34	3	MS90725-125	96906	8	45		
MS35756-13	96906	50	32			14	1		
MS35770-10	96906	64	26	MS90725-16	96906	23	27		
MS35802-3	96906	51	22	MS90725-160	96906	36	5		
MS35840-1	96906	16	19	MS90725-164	96906	23	10		
MS39230-2	96906	17	13			47	4		
		34	15			48	4		
MS39230-7	96906	21	39	MS90725-195	96906	23	83		
MS39230-8	96906	13	7	MS90725-197	96906	23	60		
MS39231-2	96906	69	6	MS90725-31	96906	7	5		
MS39231-7	96906	21	41	MS90725-32	96906	17	26		
MS39231-8	96906	21	6			22	9		
MS45904-72	96906	3	5			24	44		
		69	21			25	14		
MS45904-76	96906	1	9			27	9		
		9	8			35	8		
		29	4			60	9		
MS51066-54	96906	45	4			69	22		
MS51329-1	96906	5		MS90725-34	96906	8	5		
MS51953-207	96906	21	11			23	15		
MS51957-63	96906	7	4			45	2		
MS51958-61	96906	69	28			69	17		
MS51958-63	96906	24	100	MS90725-38	96906	23	64		
MS51959-46	96906	7	7			40	3		
MS51963-65	96906	22	1	MS90725-45	96906	36	55		
MS51967-14	96906	8	40	MS90725-5	96906	11	20		
		13	11			16	4		
		15	24	MS90725-58	96906	5	2		
		21	24			11	12		
		36	51			15	28		
		38	51			24	6		
		46	8						
		69	36	MS90725-59	96906	16	8		
MS51967-2	96906	2	6	MS90725-6	96906	2	10		
		10	5	MS90725-60	96906	11	11		
		11	19			16	13		
		16	3			29	3		
		23	25			35	2		
MS51967-20	96906	23	9	MS90725-61	96906	16	14		
		40	6	MS90725-62	96906	8	19		

Section IV INDEX-FEDERAL STOCK NUMBER AND REFERENCE NUMBER  
CROSS-REFERENCE TO FIGURE AND ITEM NUMBER

REFERENCE No.	MFG CODE	FIG No.	ITEM No.	REFERENCE No.	MFG CODE	FIG No.	ITEM No.
MS90725-62 (CONT'D)	96906	9	7	P10-0089	18265	24	
		23	5	P10-0854	18265	8	25
		26	6			9	18
MS90725-64	96906	12	6	P10-0859	18265	6	29
		24	47			9	22
		26	5	P10-0861	18265	8	32
		29	2	P10-0866	18265	9	25
		42	2			8	35
		47	28	P10-1667	18265	9	28
MS90725-65	96906	51	8			8	26
		23	49	P10-1670	18265	9	19
		42	9			8	
		51	31	P10-1760	18265	9	
		62	4			8	27
		23	35	P10-2255	18265	9	20
MS90725-66	96906	23	19			8	28
MS90725-72	96906	23	19			9	21
MS90725-78	96906	23	4	P10-5535	18265	8	10
MS90725-8	96906	1	7			9	5
		7	2	P11-0282	18265	8	36
		14	6			9	29
		15	20	P11-4100	18265	8	34
		60	6			9	27
MS90725-85	96906	69	49	P16971	18265	8	21
MS90725-89	96906	15	14			9	14
MS90726-32	96906	23	100	P16972	18265	8	22
MS90726-60	96906	45	8			9	15
MS90726-68	96906	38	30	P18029	18265	8	30
MS90726-166	96906	38	7			9	23
MS90727-166	96906	48	11	P18405	18265	8	
MS90727-192	96906	67	1			9	
MS90728-3	96906	60	46	P18462	18265	8	24
MS90728-33	96906	57	2			9	17
		60	25	P18464	18265	8	23
MS90728-34	96906	62	12			9	16
MS90728-35	96906	58	8	P2351	18265	8	7
MS90728-36	96906	55	34	P644U	61349	24	67
MS90728-39	96906	45	14	P90-270	19728	30	
		55	18	P90-803	19728	31	
		60	11	P90-808	19728	31	
				P90-809	19728	31	
				P90-810	19728	31	
				P90-814	19728	31	
				RAX00-2325	18265	24	64
				RK52	01029	20	
				R2409	95026	36	23
				SAT4102UT	19728	31	12
				SBG14-0042	18265	8	
						9	
				SN1623	77260	28	32
				SP1003CP	01428	22	14
				S1082	11083	60	14
				S1566	11083	40	7
						48	8
				S1588	11083	41	1
						49	9
						53	6
						54	21
						55	25
						62	2
				S1594	11083	42	13
						47	38
						48	22
						50	7
						54	17
						59	16
						68	5
				S1595	11083	67	3
				S1608	11083	54	24
				S1615	11083	43	3
						60	55
						61	8
				S1617	11083	63	7
				S1619	11083	47	9
						50	16
						54	33
						65	1
				S1748	11083	15	19
				S25-200	25472		

**Section IV INDEX-FEDERAL STOCK NUMBER AND REFERENCE NUMBER  
CROSS-REFERENCE TO FIGURE AND ITEM NUMBER**

REFERENCE No.	Mfg CODE	FIG No.	ITEM No.	REFERENCE No.	Mfg CODE	FIG No.	ITEM No.
TS623	24455	24	63	1A2029 (CONT'D)	11083	54	10
TYPE4684CF	24161	15	12			62	3
		15	13	1A5183	11083	64	30
T102	11083	50	5	1A8651	11083	47	6
T329	11083	50	2	1A9136	11083	59	22
T570A	95026	36		1B2714	11083	60	20
T573	11083	47	15	1B2790	11083	55	20
		53	1	1B4203	11083	47	32
		62	1			64	9
T65	11083	47	10	1E5174	11083	46	15
		64	21	1B7709	11083	64	1
U178	80266	21	1	1C2251	11083	47	26
UF75M	73273	20	1	1D4595	11083	64	29
VBC1055C	19728	4	8	1D4717	11083	47	14
VBC2	19728	4	3			51	5
VBC3008F	19728	4	7			53	5
VBC3070G	19728	4	6			55	31
VBC3071D	19728	4	5	1F1006	11083	50	39
VBU1001	19728	4	9	1F2419	11083	60	5
VR850B	19728	31	14	1F5842	11083	55	19
W07336515	81343	46	26	1H1023	11083	24	27
XA744AP	19728	31	24	1H4143	11083	52	3
XA744AQ	19728	31	37	1H4147	11083	51	26
XA744N	19728	4	4	1H974	11083	68	22
XA744Z	19728	31	47	1L5072	11083	64	12
XA750A	19728	30	26	1M101	11083	62	
XA939	19728	31	45	1M1077	11083	62	17
X11M060UM	06298	39	6	1M1226	11083	62	38
X11M061UM	06298	39	10	1M130	11083	68	6
X0912UM	06298	39		1M3506	11083	62	18
X1789	77260	28	1	1M3735	11083	50	18
X1928	77260	28	29	1M6718	11083	24	32
X1936	77260	28	5	1M6718	11083	24	24
X194	19728	30	23	1M6735	11083	24	33
X2324	77260	28	4	1M6778	11083	24	25
X249	77260	28	8	1M6779	11083	24	31
X260	19728	30	21	1M6780	11083	24	22
X2852	19728	31	48	1M6781	11083	24	17
X3027	77260	28	33	1M6782	11083	24	18
X3079	77260	28	11	1M6783	11083	24	21
X3087	77260	28	19	1M6784	11083	24	29
X3095	77260	28	40	1M6786	11083	24	26
X3185A	19728	30	16	1M6788	11083	24	30
X3213	77260	28	28	1M6789	11083	62	34
X3301	77260	28	30	1M690	11083	48	12
X3302	77260	28	16	1M7341	11083	54	35
X3449	19728	30	8	1M9390	11083	54	7
X3880	19728	30	20	1N5322	11083	47	25
X4006	77260	28	15	1N5526	11083	54	32
X4122	77260	28	17	1N8176	11083	46	20
X4140	77260	28	12	1N8448	11083	46	21
X4153	77260	28	3	1N8493	11083	46	31
X4200	77260	28	7	1N9176	11083	54	45
X4201	77260	28	20	1P1367	11083	62	44
X4202	77260	28	21	1P231	11083	62	46
X4203	77260	28	22	1P232	11083	62	47
X4204	77260	28	13	1P233	11083	62	67
X44M002UM	06298	39	7	1P234	11083	67	68
X44M003UM	06298	39	9	1P271.7	11083	62	39
X44M041UM	06298	39	11			62	24
X455	77260	28	39	1S1953	11083	62	31
X586	77260	28	10	1S206	11083	62	83
X984-1	77260	28	9	1S214	11083	60	48
002-0165-51	01029	20	8	1S219	11083	57	6
004-0050-50	01029	20	5	1S3062	11083	57	
005-0098-51	01029	20	7	1S3365	11083	57	
06-099-2	98963	19	2	1S3607	11083	49	6
06-380	98963	19	9	1S3889	11083	50	24
067-0027-16	01029	20	6	1S3921	11083	42	19
095B-2.06	06298	37		1S4295	11083	60	57
1-1983	95026	36	30	1S4741	11083	42	15
1-906	95026	38	14	1S4810	11083	60	62
1A1460	11083	45	5	1S5440	11083	60	47
		48	15	1S7336	11083	62	26
1A2029	11083	46	4	1S7436	11083	60	52
		49	10	1S7984	11083	60	80
		50	3	1S9312	11083	66	1
		53	2	1S9543	11083	36	27
				10-510	95026		

**Section IV INDEX-FEDERAL STOCK NUMBER AND REFERENCE NUMBER  
CROSS-REFERENCE TO FIGURE AND ITEM NUMBER**

REFERENCE No.	Mfg CODE	FIG No.	ITEM No.	REFERENCE No.	Mfg CODE	FIG No.	ITEM No.
10-801	95026	38	16	2H3504	11083	62	29
10004B-X05	79470	8		2H3755	11083	50	21
		9				59	1
		24				63	3
10006B-X06	79470	17		2H3777	11083	46	25
		23		2J157	11083	60	34
10008B-X08	79470	17		2J6540	11083	54	16
101489	73370	26	15	2L1352	11083	60	24
103-104	13646	43	2	2L8076	11083	60	
		60	19	2L9653	11083	54	6
10325-12) 3115	(94430) 57733	24	69	2M4208	11083	62	23
106498	73370	26	10	2M4209	11083	62	23
10693-20	95875	3	1	2M4210	11083	62	23
106933	73370	26	13	2M4211	11083	62	23
11M037	06298	39	20	2M4212	11083	62	23
11M051	06298	37	1	2M4314	11083	62	16
		39	1	2M8604	11083	62	36
11M052	06298	37	2	2N1437	11083	49	1
		39	2	2N2385	11083	60	
11M111	06298	39	21	2N2453	11083	46	
11X148	95026	36	57	2N2484	11083	46	37
11044	16004	12	9	2N2753	11083	47	
11428R8	06298	39	19	2N3350	11083	42	33
12HR12MR	70434	51	3			54	16
12S	99752	24	66	2N8872	11083	63	9
12X1272	19728	31	26	2N477	11083	60	8
12X198	19728	31	7	2N479	11083	60	63
12X201	19728	31	49	2N5720	11083	54	
1214-05	78189	14	7	2R1033	11083	63	11
		23	30	2S1270	11083	57	
1220-00	78189	23	20	2S1541	11083	68	14
1224-06	78189	14	2	2S4015	11083	55	10
		21	44	2S403	11083	57	17
		23	40	2S407	11083	57	
124060	19207	36	34	2S423	11083	57	12
		38	35	2S6558	11083	68	
126458	73370	26	16	2S6838	11083	58	30
13-801	95026	36	19	2S7	11083	60	25
133-203	95026	34	19	2S7235	11083	60	69
14580	16004	24	71	2S7289	11083	60	40
14950	16004	24	70	2S7307	11083	60	39
1503-6	01276	26		2S7336	11083	64	44
		69		2S7387	11083	60	2
150644	73370	26	9	2S7390	11083	61	45
15080-1	81321	56	7	2S7391	11083	61	2
1511	95026	38		(2S7905) 444636	(11083) 24617	61	3
1511-1	95026	38	17			60	93
1512	95026	38		2S8	11083	62	49
1514941	70040	64	50	2S8145	11083	60	73
151809	73370	26	14	2S8959	11083	24	20
1519	95026	36		2S8960	11083	64	41
1519-1	95026	36	10	2S9519	11083	64	41
1523-2	95026	36	12	2S9529	11083	61	
1524	95026	36		20K902	19728	50	25
16 GA SIZE		34		20R0Z	73808	31	23
16-046	98963	19	2	20X1014	19728	32	3
1625-1	95026	38	6	20X183A	19728	30	5
1632-1	95026	36	17	20X196	19728	4	2
172812	19207	36	42	20X3448	19728	30	13
		38	43	20X3463	19728	30	25
		29	97	20X714	19728	4	1
18806	16004	23	5	20X794	19728	30	1
18952	16004	22		2021-12-12S	01276	30	2
19X302	19728	30	18	2021-2-4S	01276	69	14
19X305	19728	30	9	2021-4-4	01276	24	11
190454-43	01276	24				55	36
2-419	95026	34	11			58	1
2-800	95026	36	25	2021-4-6	01276	58	2
2A1913	11083	52	2	2023-2-4	01276	59	
2A3746	11083	62	41	2024-2-4S	01276	24	11
2A3798	11083	68	11			26	14
2A4429	11083	64	32			55	8
2A4638	11083	54	19			69	12
2A5328	11083	50	22	20588	16004	24	8
2B2404	11083	55	3	206K	21335	45	77
2D8422	11083	51	27	206P20	76005	24	17
2F4159	11083	60	84	21FA1024	56878	6	52
2F4355	11083	55	15	21FA420	56878	1	1
2F6156	11083	59	2			7	6
2H1190	11083	59	26			15	1
							3

Section IV INDEX-FEDERAL STOCK NUMBER AND REFERENCE NUMBER  
CROSS-REFERENCE TO FIGURE AND ITEM NUMBER

REFERENCE No.	MFG CODE	FIG No.	ITEM No.	REFERENCE No.	MFG CODE	FIG No.	ITEM No.
21FAF1011	56878	69	41	3B4506 (CONT'D)	11083	46	5
21FAF518	56878	8	2			47	11
		25	13			48	20
		40	2			49	11
		45	1			51	6
		69	16			53	3
21FAF616	56878	5	1			54	2
		8	37			55	2
		11	10			62	5
		35	1			64	22
21FAF813	56878	21	52			68	2
		24	1	3B623	11083	64	46
		69	44	3B6554	11083	51	11
21FC428	56878	22	4	3B6734	11083	50	29
		60	1	3B7722	11083	55	11
21FC524	56878	22	13	3B7731	11083	42	8
2302JO26	78252	69	27	3B7738	11083	58	4
2323	81263	27	5	3B817	11083	48	24
2343B058	78252	69	26	3D2971	11083	54	28
23969	14892	33	2	3D4603	11083	62	48
240304	11083	66	4	3D471	11083	46	34
24H	66295	53	16	3F6808	11083	59	27
24X110MONEL	04845	17	11	3F9556	11083	60	26
24157	16004	24	80	3H1489	11083	58	12
24498	16004	23	34	3H3243	11083	53	17
24506	16004	21	29	3J5390	11083	48	28
24527	16004	23	53			54	27
24963	16004	17	10			64	24
		18	8	3K810	11083	60	65
24964	16004	23	88	3L5987	11083	60	16
24984	16004	23	59	3L9120	11083	48	10
25-800	95026	36	56	3M6018	11083	63	
2550-108	07077	24	81	3M7045	11083	48	29
255241-1500-1	92863	12	15			49	4
255241-1500-2	92863	12	11	3R1059	11083	51	13
255241-1500-5	92863	12	13	3R1062	11083	51	
255241-1500-5763-66-1110	92863	12		3R36	11083	51	20
				3R37	11083	52	6
255241-1500-6	92863	12	14	3R38	11083	51	24
255241-1500-7	92863	12	10	3R39	11083	51	30
2575-4	01276	16	17	3R3952	11083	52	1
2575-8	01276	17		3R7117	11083	49	5
2601-4	01276	24		3R7154	11083	55	9
26396	16004	21	48	3R7156	11083	55	8
2651-12	00624	69		3R7977	11083	68	
266A	77060	1		3R7978	11083	51	9
26826	16004	23	61	3R7979	11083	51	32
26840	16004	21	58	3R7988	11083	55	4
26841	16004	21	59	3R7993	11083	55	
26842	16004	21	47	3R8029	11083	48	
26844	16004	21	51	3R8030	11083	48	13
26845	16004	21	56	3R8033	11083	55	35
26846	16004	21	54	3R8046	11083	55	5
26847	16004	21	53	3R9606	11083	66	
26848	16004	21	55	3R9742	11083	51	17
26981	16004	23	33	3R9743	11083	51	
27-4680	95026	36	24	3S1440	11083	62	35
27X465	95026	38	26	3S1494	11083	60	33
270	79470	15	1	3S1542	11083	60	32
27327	16004	11	33	3S2214	11083	46	33
27328	16004	11	34	3S4484	11083	42	26
27329	16004	11	32	3S4487	11083	42	31
27460	16004	15	18	3S4488	11083	42	30
27854	16004	24	75	3S4489	11083	42	33
27917	16004	22	2	3S5126	11083	42	22
27926	16004	15	17	3S5127	11083	42	24
27935	16004	69	24	3S5128	11083	42	23
28053	16004	21	17	3S5129	11083	42	25
28147	16004	23	65	3S5135	11083	42	41
28888	16004	17	20	3S594	11083	61	6
		23	76	3S602	11083	61	5
2973904	77060	1		3S7774	11083	67	10
3-314	95026	34	10	3S8313	11083	48	26
3B1915	11083	49	8			64	45
		51	12			68	21
		54	5	3S9557	11083	57	5
3B4501	11083	60	42	3S9639	11083	60	77
3B4506	11083	41	2	3S9640	11083	60	88
		42	10	3S9643	11083	64	25
		44	2	3S9730	11083	67	9

Section IV INDEX-FEDERAL STOCK NUMBER AND REFERENCE NUMBER  
CROSS-REFERENCE TO FIGURE AND ITEM NUMBER

REFERENCE No.	MFG CODE	FIG No.	ITEM No.	REFERENCE No.	MFG CODE	FIG No.	ITEM No.
359735	11083	62	27	4L5269	11083	53	7
3075	71177	21	37	4L7893	11083	47	8
		23	98	4L8231	11083	53	8
310	06762	8	38	4L8337	11083	41	7
312135	14892	32	9	4L9971	11083	60	86
316328	14892	33	22	4M1336	11083	46	36
316331	14892	33	21			64	
316349	14892	33	18	4M1474	11083	62	43
316353	14892	33		4M2347	11083	46	18
316354	14892	33	16	4M2348	11083	46	17
316355	14892	33	17	4M2969	11083	49	16
316356	14892	33	15	4M6480	11083	68	7
316367	14892	33	1	4M6723	11083	53	12
316368	14892	33	3	4M8303	11083	58	7
316369	14892	33	19	4M8933	11083	67	11
316370	14892	33	20	4S6526	11083	55	16
316400	14892	33	23	4S7000	11083	57	8
316448	14892	33		4S7001	11083	57	
316802	14892	33	11	4S7756	11083	58	14
316999	14892	33	8	4S7824	11083	64	39
317716	14892	33		4S9702	11083	42	44
317717	14892	33		40M005	06298	37	3
318128	14892	33	5			39	13
318129	14892	33	6	40M008	06298	37	8
318599	14892	33	7			39	14
318601	14892	33	7	40M009	06298	37	5
318657	14892	33	13			39	18
318658	14892	33	14	40M010	06298	37	7
320	06762	8	42			39	16
320	79470	55	7	40M015	06298	37	9
321121	14892	33				39	15
323162	14892	33	10	40M017	06298	37	6
323165	14892	33				39	17
323166	14892	33		40M040	06298	37	4
323167	14892	33		4014-20-00	78189	10	7
323168	14892	33	12	4025-32-00-0541	78189	8	41
323179	14892	33				13	13
323532	14892	33				15	26
323533	14892	33				21	26
33X103	95026	38	3			69	38
3379758	23040	45	12	4028-34-00	78189	23	11
		46	29			31	2
350-415-16	71724	23	67			47	2
35066	73370	26	11			48	2
3582-11-8890	72413	3	7	40434	16004	14	15
36559	16004	21	35	40596	16004	22	17
36560	16004	21	32	40678	16004	14	10
36561	16004	21	27	40679	16004	14	5
3750X2	79470	24	13	40875	16004	22	20
391C	57733	69	31	41M001	06298	39	24
39948	81321	56	1	411-12S	01276	69	
4-804	95026	36	11	412-2-4S	01276	59	
482042	11083	60	41	412-8-10S	01276	42	
483938	11083	68	12	4165-1-1-2	08244	53	9
484098	11083	45	7	41829	16004	21	33
484277	11083	55	22	41958	16004	8	
		63	5			9	
484278	11083	47	30			24	
		53	13	41962	16004	1	
		55	26	42010	16004	2	9
484280	11083	47	22	426376	24617	43	1
484910	11083	64	14			60	18
485387	11083	68	17	43-508	98963	19	8
485647	11083	55	14	43392	16004	23	87
489388	11083	60		43393	16004	23	90
489747	11083	60	15	43394	16004	23	89
489782	11083	68	24	44-014	98963	19	5
489880	11083	50	40	44M005	06298	39	3
4D9986	11083	58	5	44M006	06298	39	8
4F1392	11083	45	16	44M009	06298	39	12
4F443	11083	64	8	44M014	06298	39	23
4F4585	11083	60	91	44M038	06298	39	22
4F4879	11083	49	17	44074	16004	21	23
4F6024	11083	62	42	4411-10S	01276	42	
4F7391	11083	57	4	44132	16004	60	2
4J2506	11083	46	24	44362	16004	8	17
4K9890	11083	53	18	44427	16004	69	33
4L3814	11083	48	25	44468	16004	24	101

Section IV INDEX-FEDERAL STOCK NUMBER AND REFERENCE NUMBER  
CROSS-REFERENCE TO FIGURE AND ITEM NUMBER

REFERENCE No.	MFG CODE	FIG No.	ITEM No.	REFERENCE No.	MFG CODE	FIG No.	ITEM No.
44704	16004	21	30	49791	16004	1	2
44705	16004	21	28	49793	16004	23	3
44741	16004	69	32	49797	16004	21	45
44923	16004	2	11	58213	11083	47	23
44972	16004	23	96			54	4
45-081	98963	19	1	58390	11083	45	9
45121	16004	23	51	583718	11083	43	16
45883	16004	1	8	583850	11083	41	3
46163	16004	24	41			53	4
46174	16004	14	8			64	31
46175	16004	14	11	586904	11083	57	9
46210	16004	6		587652	11083	68	19
46211	16004	6		587890	11083	40	12
46212	16004	6				44	13
46213	16004	6		589603	11083	50	17
46246	16004	25		5E19	77060	1	4
46287	16004	22	24	5F3999	11083	46	16
46779	16004	1		5F4899	11083	54	32
46807	16004	23	45	5H1351	11083	60	85
46888	16004	23	52	5H2671	11083	67	12
47136	16004	24	79	5H7225	11083	43	13
48F	30327	55	10	5H7230	11083	45	10
480076	72850	31	34	5H9943	11083	60	13
48460	16004	23	99	51N0D	17284	40	1
48461	16004	23	71	5L2908	11083	48	21
48462	16004	23	42	5L4544	11083	64	51
48463	16004	23	38	5L6573	11083	54	3
48464	16004	23	41	5L7631	11083	40	10
48465	16004	48	6	5L7632	11083	42	3
48466	16004	48	5	5L7634	11083	40	11
48467	16004	23	44	5L7661	11083	40	
48470	16004	23	72	5L7888	11083	64	27
48475	16004	23	47	5L8484	11083	40	9
48477	16004	23	43	5L8605	11083	40	8
48480	16004	23	84	5L8632	11083	40	
48481	16004	23	75	5L8854	11083	42	5
48483	16004	23	57	5L8855	11083	42	6
48484	16004	23	58	5L8982	11083	60	
48485	16004	23	82	5L8983	11083	60	
48486	16004	23	66	5L8984	11083	60	21
48488	16004	23	91	5L8991	11083	60	31
48489	16004	23		5L8992	11083	60	30
48491	16004	23	50	5L9457	11083	44	7
48494	16004	23	23	5M2667	11083	64	41
48495	16004	23	56	5M2691	11083	62	23
48649	16004	60	10	5M2697	11083	62	23
48752	16004	23	69	5M4606	11083	64	16
48753	16004	23	22	5M4741	11083	54	23
48754	16004	23	48	5M6213	11083	48	27
48757	16004	23	62			68	20
48759	16004	23	63	5M6214	11083	59	29
48776	16004	21	65			68	16
48778	16004	21	66	5M9737	11083	45	19
48786	16004	15	37	5R1502	11083	53	
48790	16004	15	31	5R511	11083	42	
48792	16004	14	17	5S2793	11083	66	
48794	16004	14	13	5S3804	11083	65	3
48795	16004	14	4	5S3828	11083	59	15
48796	16004	14	9	5S3972	11083	65	7
48797	16004	14	3	5S4598	11083	64	42
48798	16004	13	15	5S5058	11083	62	32
48933-500	30327	49	3	5S5059	11083	60	64
49157	16004	23	12	5S5084	11083	50	37
49160	16004	21	22	5S5870	11083	67	14
49161	16004	23	7	5S5871	11083	67	
49168	16004	11	48	5S5874	11083	64	35
49170	16004	21	62	5S5878	11083	64	15
49171	16004	21	64	5S5879	11083	64	17
49186	16004	11	43	5S5880	11083	44	8
49195	16004	9	10	5S5881	11083	44	5
49292	16004	24	39	5S5917	11083	64	10
49553	16004	13	4	5S5918	11083	64	20
49555	16004	12	2	5S6033	11083	64	
49599	16004	48	7	5S6069	11083	66	8
49624	14892	33	4	5S6202	11083	66	11
49634	16004	24	38	5S6281	11083	64	52
49771	16004	69	18	5S6348	11083	66	7
49777	16004	17	14	5S6438	11083	65	

Section IV INDEX-FEDERAL STOCK NUMBER AND REFERENCE NUMBER  
CROSS-REFERENCE TO FIGURE AND ITEM NUMBER

REFERENCE No.	MFG CODE	FIG No.	ITEM No.	REFERENCE No.	MFG CODE	FIG No.	ITEM No.
5S6670	11083	68	9	6L5362	11083	51	10
5S6735	11083	41	5	6L7442	11083	46	35
5S6777	11083	68	32	6L7611	11083	55	13
5S6854	11083	64	13	6L8968	11083	42	4
5S6855	11083	64	7	60SA1212X12	30327	51	4
5S7189	11083	62	23	60X2	79470	25	2
5S7218	11083	64	43	60X6	79470	17	
5S7221	11083	64	44			23	
5S7559	11083	64	19	60X8	79470	17	
5S7608	11083	59	9	60317	81321	56	2
5S7611	11083	59	8	60430	16004	15	5
5S7612	11083	59	3	60431	16004	23	21
5S7614	11083	59	14	60432	16004	23	18
5S7630	11083	59	5	60487	16004	24	92
5S7632	11083	59	4	60488	16004	24	89
5S7660	11083	59		60489	16004	24	91
5S7999	11083	62	50	60490	16004	24	86
5S8055	11083	53	11	60491	16004	24	90
5S8462	11083	68	26	60492	16004	24	93
5S8479	11083	63	6	60493	16004	24	85
5S9021	11083	67	7	60495	16004	24	87
5S9022	11083	67	8	60627	16004	3	3
5S9051	11083	62				22	11
5S9059	11083	64	28	60725	16004	11	3
5S9607	11083	60	35	60735	16004	8	13
5S9948	11083	67	2			11	5
5005-50	79136	21	49			15	32
(50181) W11151	(79911) 31348	21	7			21	2
506022	80201	60	51			22	28
51F	30327	55	6			25	5
510-12	95026	36	31			69	1
510-15	95026	36		60737	16004	11	6
51322	81263	27				21	3
51368	81321	55	33			69	2
515A	95026	36	20	60738	16004	11	7
516	95026	36	22			15	33
52174-1	81321	56	11	60745	16004	8	14
52176	81321	56	6			11	8
522-7014	95026	36	3			22	29
52426	81321	56	10			25	6
52692	81321	56	5	60746	16004	47	3
52694	81321	56	4	60776	16004	17	24
5292849	77060	1	11	60825	16004	21	5
5292850	77060	1	10	6087	19315	47	31
5300-1/4-28	79136	14	14			51	28
537804	19207	36	32	60887	16004	24	88
		38	33	60888	16004	24	83
5570-3	87930	24	74	60980	16004	21	63
576366-1110	92863	12	12	61X2	79470	25	1
59-018-078-10000	72962	23	92	61X5	79470	8	
5932490	73331	24				9	
5939837	19207	6	10			24	
5941090	19207	6	3	61X6	79470	17	
5949532	73331	24				23	
59517R	77060	24		61X8	79470	17	
		27		61002	16004	20	4
		60		61003	16004	24	59
		69		61014	16004	15	2
6-1722	95026	38	20	61016	16004	68	14
6-801	95026	36	9	61019	16004	69	9
6-804	95026	38	18	61020	16004	21	46
6B3124	11083	27	2	61024	16004	24	58
6B689	11083	46	3	61080	16004	17	4
6B7020	11083	54	29	61081	16004	17	5
6B8208	11083	52	5	61082	16004	17	1
6F1069	11083	43	11	61083	16004	23	13
6F2097	11083	60	8	61085	16004	17	3
6F7172	11083	50	36	61104	16004	20	3
6F8868	11083	43	4	61211	16004	14	16
6F9163	11083	51	23	61240	16004	23	54
6H411	11083	51	18	61242	16004	17	7
6H4208	11083	50	11	61282	16004	19	
6J2419	11083	58	16	61420	16004	15	36
6L1597	11083	60	17	61422	16004	15	35
6L1756	11083	60	29	61423	16004	15	
6L4571	11083	46	1	61424	16004	11	49
6L5305	11083	54	12	61426	16004	15	38
6L5359	11083	53	20	61429	16004	45	3



Section IV INDEX-FEDERAL STOCK NUMBER AND REFERENCE NUMBER  
CROSS-REFERENCE TO FIGURE AND ITEM NUMBER

REFERENCE No.	MFG CODE	FIG No.	ITEM No.	REFERENCE No.	MFG CODE	FIG No.	ITEM No.
61432	16004	69	25	61948	16004	69	46
61434	16004	11	35	61950	16004	8	39
61435	16004	11	36	61953	16004	23	37
61436	16004	11	38	61959	16004	22	25
61437	16004	11	37	61972	16004	22	26
61439	16004	24		62026	16004	22	34
61440	16004	11	50	62039	16004	8	46
61441	16004	11	31			11	9
61442	16004	11	42			69	10
61443	16004	11	13	62052	16004	25	15
61444	16004	69	40	62054	16004	9	4
6144454	19207	36	36	62056	16004	69	15
		38	37	62058	16004	21	
6144456	19207	36	37	62061	16004	69	43
		38	38	62065	16004	8	6
61445	16004	69	39	62066	16004	23	1
61447	16004	69	23	62067	16004	17	29
61448	16004	11	53	62068	16004	1	1
61449	16004	11	54	62069	16004	1	3
61450	16004	11	52	62070	16004	22	19
61501	16004	11	51	62071	16004	22	
61513	16004	11	14	62073	16004	22	7
61514	16004	11	15	62074	16004	24	34
61515	16004	11	30	62075	16004	69	30
61516	16004	11	29	62076	16004	24	36
61519	16004	11	45	62077	16004	24	40
61520	16004	11	44	62078	16004	24	35
61521	16004	11	41	62079	16004	27	6
61533	16004	69	48	62080	16004	27	4
61535	16004	8	43	62082	16004	9	11
61537	16004	8	8	62084	16004	17	2
61538	16004	9	9	62086	16004	22	27
61539	16004	13	2	62087	16004	40	4
61540	16004	13	3	62090	16004	8	44
61541	16004	8	15	62092	16004	11	46
61542	16004	40	5	62093	16004	24	84
61544	16004	2	3	62094	16004	22	8
61545	16004	2	4	62095	16004	22	12
61546	16004	12	8	62154	16004	22	22
61569	16004	15	23	62155	16004	22	
61572	16004	29	10	62156	16004	22	3
61603	16004	7	3	62227	16004	8	31
61604	16004	5	3			9	24
61605	16004	10	9	62231	16004	11	16
61606	16004	15	16	62250	16004	23	78
61619	16004	24	95	62309	16004	23	81
61620	16004	11	28	62313	16004	15	6
61621	16004	11	27	62314	16004	15	8
61622	16004	11	26	62315	16004	15	9
61624	16004	24	94	62316	16004	15	7
61625	16004	69	19	62317	16004	15	10
61629	16004	29	7	62323	16004	24	56
61630	16004	29	6	62329	16004	23	
61631	16004	29	5	62340	16004	23	
61632	16004	27	10	62343	16004	13	6
61633	16004	27	1	62344	16004	12	5
61634	16004	27	3	62345	16004	12	4
61635	16004	24	96	62346	16004	13	5
61636	16004	24	48	62348	16004	12	3
61642	16004	23	17	62350	16004	17	15
61643	16004	22	16	62358	16004	23	77
61707	16004	23	46	62359	16004	23	80
61757	16004	23	28	62382	16004	17	23
61759	16004	23	31	62385	16004	11	40
61761	16004	23	32	62386	16004	11	39
61773	16004	17	22	62389	16004	21	21
61786	16004	23	36	62390	16004	21	20
61794	16004	18	12	62394	16004	13	10
61795	16004	18	16			21	8
61796	16004	18	13	62395	16004	21	13
61797	16004	18	7	62396	16004	21	14
61798	16004	18	11	62397	16004	21	9
61840	16004	22	23	62398	16004	21	10
61876	16004	21	60	62413	16004	23	
61895	16004	17	6	62423	16004	24	5
61920	16004	69	51	62436	16004	69	13
61924	16004	26	7	62437	16004	26	1
61947	16004	69	47	62438	16004	69	7

Section IV INDEX-FEDERAL STOCK NUMBER AND REFERENCE NUMBER  
CROSS-REFERENCE TO FIGURE AND ITEM NUMBER

REFERENCE No.	MFG CODE	FIG No.	ITEM No.	REFERENCE No.	MFG CODE	FIG No.	ITEM No.
62439	16004	26	2	7L266	11083	64	
62440	16004	24	10	7L277	11083	46	
62441	16004	1	5	7L304	11083	54	
62501	16004	18	6	7L312	11083	54	6
62502	16004	18	5	7L316	11083	54	7
62503	16004	18	4	7L318	11083	54	26
62504	16004	18	9	7L406	11083	54	18
62505	16004	18	10	7L412	11083	54	22
62506	16004	18	18	7L434	11083	48	18
62507	16004	18	1	7L435	11083	47	5
62508	16004	22	32	7L436	11083	47	20
62549	16004	23		7L457	11083	24	19
62553	16004	3	6	7L494	11083	60	23
62650	81321	56	8	7L499	11083	49	2
62708	16004	13	8	7L500	11083	47	17
62709	16004	17	17	7L520	11083	47	16
62710	16004	17	21	7L532	11083	64	47
62711	16004	18	14	7L543	11083	64	23
62712	16004	18	17	7L552	11083	58	
62714	16004	16	22	7L5806	11083	62	51
62718	16004	16	18	7L6613	11083	51	2
62719	16004	16	21	7L6614	11083	63	1
62720	16004	16	11	7L6958	11083	63	
62721	16004	16	10	7L7053	11083	47	36
62722	16004	16	16	7L7084	11083	47	37
62723	16004	16	6	7L7102	11083	47	42
62724	16004	16	7	7L7317	11083	51	1
62725	16004	16	15	7L7317	11083	64	
62726	16004	16	20	7L7345	11083	55	28
62874	16004	27	11	7L7363	11083	55	30
6288	81321	56	9	7L7364	11083	55	24
62953	16004	69	4	7L7434	11083	55	27
62954	16004	24	99	7L7559	11083	49	12
62955	16004	48	3	7L7749	11083	54	34
62956	16004	68	15				
62984	16004	21	4	7L7839	11083	46	28
635B4663A	24161	8	11	7L7840	11083	46	29
		8	16	7L7841	11083	46	31
		9	3	7L7850	11083	46	10
		9	6	7L7884	11083	46	11
		21	12	7L8777	11083	46	12
		13	9	7L9465	11083	60	58
		17	19	7M4046	11083	47	41
63013	16004	21	12	7M5940	11083	68	27
63017	16004	13	9	7M7193	11083	62	30
63018	16004	17	19	7M7219	11083	60	66
6663000	81321	56	3	7M7219	11083	60	67
67	01019	60	12	7M7821	11083	66	9
68X2B0	79470	25	4	7M9107	11083	51	21
68X5	79470	24	12	7M9763	11083	59	17
68X8	79470	17	16	7S1669	11083	66	5
69X5	79470	24	53	7S2204	11083	65	6
69X5A	79470	24	102	7S2374	11083	58	27
				7S3161	11083	64	37
69X6	79470	17	8	7S3206	11083	64	40
		21	36	7S3224	11083	68	29
		23	14	7S4433	11083	58	19
		24	57	7S4434	11083	58	
69X8A	79470	17	18	7S4435	11083	58	26
7-1720	95026	36	16	7S4439	11083	58	17
7-1729	95026	36	15	7S4441	11083	58	6
7-1730	95026	36	28	7S6309	11083	50	41
7-510	95026	36		7S6683	11083	62	19
7-800	95026	36	1	7S6767	11083	64	34
7B3028	11083	57	15	7S6792	11083	66	
7B6365	11083	55	38	7S7144	11083	64	36
7B6368	11083	55	39	7S8378	11083	66	3
7B7840	11083	55	37	7S8447	11083	60	60
7B8105	11083	60	61	7S8722	11083	43	15
7F560	11083	46	19	7S8731	11083	43	12
7F7590	11083	54	8	7S8809	11083	64	33
7H1796	11083	50	13	7S9348	11083	66	10
7H1861	11083	50	4	7S9404	11083	66	
7H3171	11083	58	22	7S9461	11083	50	
7H3270	11083	42	12	7S9847	11083	59	13
7H7954	11083	47	24	7S9891	11083	43	
7L119	11083	46	30	7OX5	79470	8	18
7L144	11083	46				9	12
7L201	11083	53	10			17	28
7L247	11083	58		70287	16004	17	28
7L258	11083	67		7047-3	95026	38	29

Section

### IV INDEX-FEDERAL STOCK NUMBER AND REFERENCE NUMBER CROSS-REFERENCE TO FIGURE AND ITEM NUMBER

REFERENCE No.	MFG CODE	FIG No.	ITEM No.	REFERENCE	MFG CODE	FIG No.	ITEM No.
7047-5	95026	38	31	8H9220	11083	59	30
7056678	19207	1		8H9364	11083	59	19
7056686	19207	10		8H9718	11083	59	18
7064900	19207	7	16	8H9787	11083	59	24
712868	19207	36	41	8H9788	11083	59	25
		38	42	8H9789	11083	46	27
712869	19207	36	45			59	20
		38	46	8H9806	11083	58	11
7205X24	79470	12	1	8L3497	11083	53	14
		13	1	8L3873	11083	60	22
7205X4X4	79470	69	5	8L4126	11083	24	45
73-2-1299	19207	1		8L4152	11083	60	48
7320641	19207	5	6	8L4153	11083	60	49
7320642	19207	5	7	8L4154	11083	60	37
7320658	19207	5	17	8L4155	11083	60	36
7339238	19207	36	33	8L4156	11083	60	54
		38	34	8L4158	11083	60	50
7339239	19207	36	33	8L4159	11083	60	28
		38	34	8L4174	11083	60	27
7339458	19207	36	4	8L4176	11083	60	
7389061	19207	32	1	8L4195	11083	46	14
7389620	19207	32	2	8L4202	11083	54	14
7389621	19207	32		8L4308	11083	60	23
7409870	19207	11	47	8L4480	11083	63	
7411378	19207	36	39	8L4507	11083	64	
		38	40	8L4530	11083	45	15
7411379	19207	36	38	8L4531	11083	45	21
		38	39	8L4860	11083	48	14
7411425	19207	36	50	8L4963	11083	45	18
		38	50	8L5007	11083	45	
7411429	19207	36	40	8L5078	11083	48	
		38	41	8L5207	11083	45	11
7413231	19207	36	49	8L6295	11083	58	
		38	49	8L6296	11083	58	21
7525992	19207	6	6	8L8612	11083	55	23
7525993	19207	6	6	8L8883	11083	60	82
7525994	19207	6	6	8L9650	11083	60	
7525995	19207	6	6	8M2295	11083	42	17
7525997	19207	5	24	8M2296	11083	42	1
7526008	19207	5	8			44	4
7526009	19207	5	9	8M3182	11083	54	30
7526012	19207	5	11	8M4432	11083	49	7
7526013	19207	5	14	8M4445	11083	51	25
7526014	19207	5	15	8M4987	11083	62	10
7526015	19207	5	13	8M5248	11083	62	9
7526016	19207	5	12	8M5253	11083	62	11
7526019	19207	5	16	8M5260	11083	62	8
7526020	19207	5		8M5599	11083	50	33
7526021	19207	5	10	8M6487	11083	66	2
7526509	19207	6	12	8M7145	11083	44	9
7526515	19207	6	11	8M8403	11083	60	94
7526516	19207	6	4	8M8726	11083	60	68
7526796	19207	6	5	8M8739	11083	60	72
76-014	98963	19	3	8M8993	11083	60	74
76-055	98963	19	7	8M8997	11083	60	59
7716520	19207	10		8M9024	11083	44	6
7716521	19207	10		8M904	11083	50	10
7716565	19207	7	8	8M9140	11083	60	76
7716570	19207	7	11	8S134	11083	60	92
7716580	19207	7	10	8S1491	11083	65	5
7728811	19207	10	1	8S1498	11083	64	11
7731428	19207	10	8	8S1499	11083	64	
7969239	19207	11	4	8S1605	11083	63	9
7979292	19207	34	4	8S1926	11083	50	12
7979293	18876	34	5	8S1961	11083	49	15
7982399	19207	7	22	8S1965	11083	49	13
		38	21	8S2389	11083	43	14
8-1728	95026	58	3	8S248	11083	53	19
8B1261	11083	68	18	8S2630	11083	65	2
8B1312	11083	68	25	8S3970	11083	64	38
8B6349	11083	60	43	8S4175	11083	62	21
8F1326	11083	60		8S4317	11083	61	4
8F1559	11083	58		8S4368	11083	58	24
8F6058	11083	57	13	8S4373	11083	58	23
8H5124	11083	57	16	8S4375	11083	58	
8H5255	11083	57	11	8S4673	11083	67	
8H9181	11083	60	75			68	
8H9204	11083	62	15			67	
8H9208	11083	62	33	8S4674	11083	67	

**Section IV INDEX-FEDERAL STOCK NUMBER AND REFERENCE NUMBER  
CROSS-REFERENCE TO FIGURE AND ITEM NUMBER**

REFERENCE No.	MFG CODE	FIG No.	ITEM No.	REFERENCE No.	MFG CODE	FIG No.	ITEM No.
8S4674 (CONT'D)	11083	68		8724316	19207	10	
8S4675	11083	67		8741645	19207	7	
8S484	11083	68	31	8741646	19207	7	
8S485	11083	50	42	8741650	19207	7	23
8S486	11083	50		8741651	19207	7	17
8S487	11083	50	27	8747995	19207	7	9
8S488	11083	50	20	89L1-4X1-8	30327	54	13
8S491	11083	50		8927	81321	56	12
8S493	11083	50	26	899803	73331	24	62
8S496	11083	50	35	98887	11083	40	13
8S497	11083	50	23			54	20
8S501	11083	49	31	9F2247	11083	62	7
8S5015	11083	49	19			67	13
8S5022	11083	50	9	9F4522	11083	51	16
8S5165	11083	42				60	79
8S5166	11083	42	21	9F6641	11083	58	18
8S5167	11083	42	20	9F6705	11083	52	4
8S5168	11083	42	38	9H1110	11083	64	4
8S5169	11083	42	27	9H1112	11083	64	5
8S5575	11083	42	32	9H1113	11083	64	3
8S6410	11083	58	20	9H1284	11083	62	37
8S6511	11083	44	14	9H1296	11083	62	40
8S6832	11083	50	19	9H2256	11083	24	
8S7713	11083	42		9H4557	11083	55	29
8S7762	11083	24	46	9H4891	11083	47	34
8S780	11083	46	22	9H5729	11083	62	25
8S7867	11083	53	15	9H5921	11083	48	30
8S7895	11083	46		9H6067	11083	49	20
8S8042	11083	46		9H7553	11083	51	19
8S8043	11083	42	34	9L1480	11083	51	14
8S8096	11083	42	28	9L1680	11083	51	29
8S835	11083	42	43	9L1794	11083	54	15
8S876	11083	68	23	9L2252	11083	46	7
8S877	11083	68	3	9L2659	11083	67	6
8S8821	11083	68	4	9L3986	11083	44	10
8S8871	11083	46	23	9L3987	11083	44	12
8S8874	11083	50	15	9L3988	11083	44	11
8X1681	19728	50	8	9L3991	11083	44	
8X3147	19728	31	5	9L4018	11083	42	14
8X3190	19728	31	30	9L4022	11083	59	28
8X3360	19728	31	25	9L4049	11083	59	21
8X3407	19728	31	42	9L4071	11083	43	5
8X3437	19728	31	54	9L4072	11083	43	6
8X3439	19728	31	9	9L4073	11083	43	7
8X3474	19728	31	6	9L4074	11083	43	8
8X3565	19728	31	13	9L4075	11083	43	9
8X3656	19728	31	11	9L4076	11083	43	10
801-6	45681	31	22	9L4079	11083	59	
		17		9L4081	11083	43	
		23		9L4082	11083	42	
8011-4	79470	17	12	9L4088	11083	59	
		21	31	9L4102	11083	62	22
827-228F3	15605	24	73	9L4103	11083	62	
8330281	19207	34	6	9L4170	11083	41	4
8333780	19207	36	43	9L4171	11083	41	6
		38	44	9L4199	11083	62	6
8335233	19207	7	15	9L4651	11083	42	
8338566	19207	5	26	9L4657	11083	44	3
		6	14	9L4685	11083	42	18
8338567	19207	5	25	9L5098	11083	59	10
		6	13	9L5174	11083	42	11
8378661	19207	5	23	9L5192	11083	42	7
8378785	19207	5		9L572	11083	51	15
8386475	19207	7	21	9M1216	11083	60	81
8386476	19207	7	20	9M2904	11083	46	2
8386477	19207	7	19	9M3721	11083	57	17
85-006	98963	19	4	9M3886	11083	57	7
8600A2-1-4	04845	17	9	9M4256	11083	57	13
8687084	19207	7	18	9M4690	11083	60	78
8694461	19207	7	12	9M4704	11083	60	38
8694464	19207	7	13	9M5477	11083	68	28
8701274	19207	10		9M6292	11083	61	7
8701275	19207	10		9M6293	11083	60	56
8706-2	81321	56	13	9M6302	11083	60	70
8719915	19207	36	44	9M6303	11083	60	71
		38	45	9M6523	11083	61	1
8720025	18876	36	47	9M7660	11083	57	10
		38	48	9M8915	11083	42	37

Section IV INDEX-FEDERAL STOCK NUMBER AND REFERENCE NUMBER  
CROSS-REFERENCE TO FIGURE AND ITEM NUMBER

REFERENCE No.	Mfg CODE	FIG No.	ITEM No.	REFERENCE No.	Mfg CODE	FIG No.	ITEM No.
9M8916	11083	42	36	9S6557	11083	68	8
9M8917	11083	42	35	9S7514	11083	64	49
9M8919	11083	42	29	9S7515	11083	64	
9M9498	11083	63	2	9S798	11083	60	90
9M9788	11083	60	87	9S8012	11083	42	39
9M9886	11083	64	6	9S9327	11083	42	40
9S1160	11083	50	38	9S97	11083	62	20
9S1179	11083	50		900729-01	01276	5	5
9S1313	11083	59	12			10	4
9S1366	11083	47	21			24	9
		48	16	900729-3	01276	22	31
9S3040	11083	50	34	900729-8	01276	8	48
9S3187	11083	47	39			48	23
9S3188	11083	47	40	900729-9	01276	24	4
9S3817	11083	24	28			69	12
9S3818	11083	24	19	9201	95026	36	29
9S3819	11083	24	16	9314	16004	21	34
9S3820	11083	24		95-134	98963	19	
9S4671	11083	60	89	99-92448-000	63477	35	16

488737

**Section IV INDEX-FEDERAL STOCK NUMBER AND REFERENCE NUMBER  
CROSS-REFERENCE TO FIGURE AND ITEM NUMBER**

FEDERAL STOCK No.	FIG No.	ITEM No.	FEDERAL STOCK No.	FIG No.	ITEM No.
1015-614-4454	36	36	2815-493-2113	64	
	38	37	2815-532-5746	64	12
1440-831-0208	34	5	2815-574-7877	67	9
1450-772-0780	6	10	2815-617-7634	67	
1450-945-7902	35		2815-632-7222	54	23
1740-884-3800	36		2815-738-8651 <i>2815-738-8651</i>	58	13
2510-363-6240	55	3	2815-850-3812	68	10
2510-741-1378	36	39	2815-858-6182	47	34
	38	40	2815-858-8122	66	9
2520-890-2235	62	11	2815-893-8317	68	27
2520-949-1438	50	40	2815-920-6765	62	34
2530-026-0265	32		2815-989-3295 <i>5220-957-3215</i>	42	15
2530-029-0022	33	2	2815-994-7407	42	5
2530-097-8215	36	29	2910-019-7840	24	
2530-125-8053	36	31	2910-036-3612	26	11
2530-308-6129	38	3	2910-044-1285	24	77
2530-393-7038	36	23	2910-115-4261	55	16
2530-464-3681	35		2910-116-0406	61	1
2530-738-9061	32	1	2910-116-0412	61	7
2530-738-9620	32	2	2910-116-0442	62	31
2530-741-1425	36	50	2910-116-6913	62	32
	38	50	2910-121-0560	56	9
2530-741-3231	36	49	2910-121-6126	56	5
	38	49	2910-202-5568	55	33
2530-871-6901	38	29	2910-223-6297	43	10
2530-911-5463	36	27	2910-223-6305	43	9
2530-911-5470	36	56	2910-223-6309	43	8
2530-911-5474	36	22	2910-223-6321	43	7
2530-947-3935	36	30	2910-223-6329	43	6
2530-948-6464	50	11	2910-223-6330	43	5
2530-977-5741	35		2910-269-7134	69	27
2540-733-9458	36	4	2910-287-1912	56	3
2540-911-5407	36	1	2910-328-9866	56	6
2590-038-3914	10	1	2910-333-5032	43	11
2590-446-3159	10		2910-362-7394	55	37
2590-643-3452	5	23	2910-362-7400	55	15
2610-269-7383	32	4	2910-362-8168	55	22
2610-275-7395	32	5		63	5
2805-423-9151	48	24	2910-409-6457	55	13
2815-011-9935	68	24	2910-455-5795	62	
2815-081-6827	68	28	2910-470-7357	19	6
2815-116-3105	67	6	2910-477-6112	25	3
2815-176-3730	50		2910-484-0698	25	9
2815-176-4009	66		2910-485-9540	58	
2815-189-4850	68		2910-487-3428	62	
2815-249-3504	64	14	2910-487-3429	62	22
2815-352-7415	60	84	2910-487-3497	43	
2815-362-7818	60		2910-597-9088	55	38
2815-363-8748	64	8	2910-646-9727	25	8
2815-375-2872	28	29	2910-787-6551	26	
2815-415-3969	27	2	2910-849-3254	62	26
2815-423-8728	54	19	2910-851-4696	62	39
2815-423-8767	50	22	2910-858-6200	62	24
2815-444-1584	50	41	2910-898-6703	62	16
2815-450-9341	64	37	2910-900-9681	30	15
2815-450-9344	65	7	2910-920-6785	62	27
2815-457-1615	64	10	2910-920-6786	60	80
2815-460-6547	50	9	2910-949-0168	55	17
2815-460-6690	47	17	2910-971-1467	26	16
2815-460-6691	47	16	2910-994-7409	42	6
2815-460-6701	59	9	2910-999-9028	60	81
2815-470-6286	64		2920-044-1305	3	1
2815-470-6289	59	3	2920-058-6574	31	52
2815-470-6351	50		2920-293-5041	31	20
2815-470-6352	50	35	2920-295-9447	30	3
2815-471-0162	50	34	2920-367-5168	60	
2815-485-9400	42		2920-391-2989	30	
2815-485-9403	42		2920-392-4652	30	19
2815-485-9412	68	8	2920-403-9416	4	8
2815-485-9418	64	35	2920-403-9422	4	5
2815-485-9420	64	7	2920-606-4390	30	
2815-485-9421	64	13	2920-640-7518	3	8
2815-485-9935	64	34	2920-849-3291	60	21
2815-487-2840	66		2920-923-8911	31	
2815-487-2898	64	33	2920-932-0829	64	39
2815-487-3123	64	20	2920-936-7106	63	6
2815-488-0973	66		2920-936-7132	31	
2815-491-2996	55	8	2930-361-2522	45	9

Section IV INDEX-FEDERAL STOCK NUMBER AND REFERENCE NUMBER  
CROSS-REFERENCE TO FIGURE AND ITEM NUMBER

FEDERAL STOCK No.	FIG No.	ITEM No.	FEDERAL STOCK No.	FIG No.	ITEM No.
2930-365-2152	49	18	3040-130-8094	22	14
	50	6	3040-470-6990	58	23
2930-408-2379	15	38	3110-100-6158	21	34
	16	22	3110-100-6160	52	5
2930-470-6998	46		3110-143-7586	36	45
2930-470-6999	46			38	46
2930-470-7000	45	11	3110-516-5490	46	27
2930-470-7143	54	34		59	20
2930-487-3424	46		3110-554-3197	45	17
2930-720-2677	16	19	3110-731-1593	55	39
2930-893-5250	68	7	3110-900-5568	30	16
2930-908-8217	54	15	3110-999-8160	62	36
2940-071-2653	24		3120-118-3007	60	66
2940-225-4833	24	64	3120-133-6691	66	10
2940-322-0096	8	7	3120-237-6955	60	67
2940-389-6137	52	3	3120-287-6660	31	46
2940-423-8146	50	2	3120-383-3833	28	27
2940-580-6283	51	22	3120-438-5095	64	42
2940-664-4194	52	4	3120-439-4878	59	5
2940-725-3360	53	9	3120-440-8440	50	38
2940-857-0555	8	24	3120-440-8463	50	19
	9	17	3120-470-5878	60	52
2940-857-0558	8	26	3120-482-1419	60	90
	9	19	3120-919-8192	42	36
2940-878-0133	8	27	3120-921-3210	62	40
	9	20	3120-923-7990	57	14
2940-930-3249	24		3120-939-6689	57	13
2940-972-5393	8	22	3120-939-6691	62	37
	9	15	3120-946-8457	62	38
2940-972-8234	8	30	3805-411-3925	64	48
	9	23	3830-862-1140	57	4
2940-972-8236	8	29	4130-628-2770	36	
	9	22	4310-018-2606	23	89
2950-551-8363	42	32	4310-121-4770	36	
2950-551-8685	42	38	4310-433-0586	23	
2950-552-0197	42	34	4310-470-6239	19	
2950-948-1611	42	23	4310-493-1962	19	
2950-948-1653	42	24	4310-678-8564	23	61
2950-948-1771	42	31	4310-715-5677	23	33
2950-948-3256	42	37	4310-789-0609	14	15
2950-948-3257	42	35	4310-789-0610	14	10
2950-949-1449	42	33	4310-789-0611	14	5
2950-949-1451	42	41	4310-803-8170	23	97
2950-950-2470	42	25	4310-942-1358	11	32
2990-051-9485	24	78	4310-994-0870	17	10
2990-116-0415	60	16		18	8
2990-116-0423	60	94	4320-656-7471	69	26
2990-116-0428	60	58	4330-057-0990	19	4
2990-116-0429	60	22	4330-277-3288	26	12
2990-116-0431	60	56	4710-277-5524	34	7
2990-116-0432	60	71		34	12
2990-116-0433	60	57	4710-493-2856	49	19
2990-116-0434	60	69	4720-116-5202	46	1
2990-116-0435	60	73	4720-253-5928	34	19
2990-116-0436	60	88	4720-288-9870	69	
2990-116-0440	60	60	4720-402-9511	17	
2990-116-0497	60	30		23	
2990-116-3223	60	92	4720-420-7723	26	
2990-288-3650	64	32		69	
2990-321-9446	60	8	4720-639-9907	59	
2990-409-6515	60	77	4720-936-4895	46	6
2990-470-7148	40	11	4720-993-1038	24	
2990-901-1370	25	7	4730-012-7823	21	39
2990-903-6938	60	75	4730-042-8988	58	22
2990-919-6564	25	12			
2990-920-6755	48	12	4730-050-4208	36	26
2990-920-8279	51	21		45	20
2990-981-9041	42	3	4730-067-9801	25	1
3020-223-4893	65	3	4730-081-7537	55	10
3020-460-6597	59		4730-087-8843	59	11
3020-460-6601	58	24		8	
3020-460-6696	50	26	4730-102-2702	9	
3020-460-6700	50			24	
3020-460-6702	59	14	4730-118-1432	46	2
3020-470-6349	48	14	4730-122-3969	46	15
3020-851-4716	67	11	4730-172-0034	36	8
3020-921-7282	58	11		38	15
3020-936-3972	50	31	4730-172-0040	38	32
3020-938-8068	29	11	4730-193-0869	55	11
3030-294-9883	45	4	4730-196-2055	58	4

Section IV INDEX-FEDERAL STOCK NUMBER AND REFERENCE NUMBER  
CROSS-REFERENCE TO FIGURE AND ITEM NUMBER

FEDERAL STOCK No.	FIG No.	ITEM No.	FEDERAL STOCK No.	FIG No.	ITEM No.
4730-203-3553	69		4730-924-7125	46	36
4730-221-2137	21	40		64	
	23	86	4730-924-7886	59	29
	68	13		68	16
	69	35	4820-102-6482	23	90
4730-221-2138	69	34	4820-276-9041	15	1
4730-221-2139	21	42	4820-293-3669	55	7
	35	5	4820-470-6291	43	12
4730-253-4412	17	13	4820-478-5776	35	6
	34	15	4820-738-6941	35	19
4730-253-4418	13	7	4820-738-6943	35	14
4730-261-4219	21	6	4820-738-6948	35	12
4730-263-2733	24	13	4820-752-9040	26	10
4730-263-4983	34	13	4920-780-2904	1	11
4730-270-4613	24	12	5305-013-2776	30	25
4730-273-8561	17	20	5305-042-6417	23	39
	23	76		36	53
4730-277-6191	15	11		38	52
4730-278-4236	51	11	5305-044-5503	36	5
4730-278-4285	42	8	5305-050-1076	23	100
4730-278-4290	69	6	5305-050-9229	7	4
4730-278-4740	24	53	5305-051-0827	23	10
4730-278-8764	8			47	4
	9			48	4
	24		5305-059-3657	69	28
4730-278-8767	17		5305-059-3659	24	100
4730-278-8825	34	8	5305-068-0498	16	1
4730-278-8829	8		5305-068-0501	11	20
	9			16	4
	24		5305-068-0502	2	10
4730-279-0478	55	6	5305-069-5573	15	14
4730-287-1537	17		5305-071-1772	47	12
	23		5305-071-1773	69	37
4730-287-3279	48	27	5305-071-1778	8	45
	68	20		14	1
4730-287-4858	17		5305-071-2235	23	27
	23		5305-071-2241	10	6
4730-288-9928	25	4		15	4
4730-289-4911	8	18	5305-071-2506	60	46
	9	12	5305-082-6977	67	1
4730-299-2029	58	3	5305-225-3839	1	7
4730-334-7839	69	14		7	2
4730-335-4728	34	6		14	6
4730-363-9320	43	13		15	20
4730-374-6946	42			60	6
4730-374-6948	59			69	49
4730-376-8490	20	1	5305-225-8496	7	5
4730-391-3781	17	8	5305-225-8497	17	26
	21	36		22	9
	23	14		24	44
	24	57		25	14
4730-401-8098	49	3		27	9
4730-427-5121	48	28		35	8
	54	27		60	9
	64	24		69	22
4730-472-9787	62	7	5305-225-8499	69	17
	67	13	5305-225-8502	23	64
4730-496-2700	51	4		40	3
4730-580-7469	26	8	5305-225-8509	36	55
	55	12	5305-246-0392	19	1
	69	8	5305-253-5618	42	42
4730-585-7124	58	2	5305-269-2803	38	30
4730-595-0083	34	3	5305-269-2810	38	7
4730-595-1074	23	68	5305-269-3209	5	2
4730-639-9232	24	11		11	12
4730-647-3207	24	14		15	28
4730-647-3320	34	14		24	6
4730-691-8247	24		5305-269-3210	16	8
4730-738-0300	17	12	5305-269-3211	11	11
	21	31		16	13
4730-773-9490	11	47		29	3
4730-809-8818	46	3		35	2
4730-842-2200	42		5305-269-3212	16	14
	59		5305-269-3213	8	19
4730-843-0269	26			9	7
	69			23	5
4730-885-9473	38	16		26	6
			5305-269-3214	12	6
				24	47



**Section IV INDEX-FEDERAL STOCK NUMBER AND REFERENCE NUMBER  
CROSS-REFERENCE TO FIGURE AND ITEM NUMBER**

FEDERAL Stock No.	Fig No.	ITEM No.	FEDERAL Stock No.	FIG No.	ITEM No.	
5305-269-3214 (CONT'D)	26	5	5306-226-4827	62	12	
	29	2	5306-226-4828	58	8	
	42	2	5306-226-4829	55	34	
	47	28	5306-226-4832	45	14	
	51	8		55	18	
5305-269-3215	23	49		60	11	
	42	9		62	13	
	51	31	5306-226-4835	57	1	
	62	4	5306-240-0797	47	15	
				53	1	
5305-269-3216	23	35		62	1	
	5305-269-3222	19				
	5305-269-3228	23	5306-251-5003	8	14	
	5305-285-1243	6		11	8	
	5305-286-1934	30		22	29	
5305-357-9705	34	11		25	6	
5305-423-8136	50	5	5306-260-4508	42	13	
5305-423-9003	51	12		47	38	
	54	5		48	22	
	50	17		50	7	
	5305-426-5300	57	5		54	17
	5305-470-9842	60	36		59	16
5305-497-0372	49	8		68	5	
5305-542-9003	44	1	5306-261-1150	62	28	
5305-543-4372	48	19	5306-261-1153	43	3	
	54	1		60	55	
	55	1		61	8	
	65	4	5306-263-7298	59	22	
	5305-582-5808	11	25	5306-263-7301	47	29
5305-584-7684	31	1		49	14	
	69	42		59	7	
	7	15		68	1	
	5305-633-0785	18	3	5306-272-1804	55	20
	5305-660-2467	57	15	5306-273-6357	45	5
5305-708-3823	22	1		48	15	
5305-723-9385	48	11	5306-275-5012	40	7	
5305-726-2553	5	6		48	8	
5305-737-5694	22	33	5306-282-8360	45	10	
5305-753-7171	23	95	5306-285-1368	46	13	
	24	82		47	18	
	7	7	5306-335-4768	36	47	
	24	2		38	48	
	5305-764-0070	47	27	5306-401-5261	64	1
5305-781-3924	50	1	5306-413-8307	54	4	
5305-782-9489	51	7	5306-423-8117	67	3	
	13	12	5306-423-8194	46	4	
	15	25		49	10	
	21	25		50	3	
	69	45		53	2	
5305-782-9495	38	11		54	10	
5305-889-1999	11	1		62	3	
5305-889-3001	30	22	5306-423-8292	47	6	
5305-889-3002	5	20	5306-423-8393	47	26	
5305-939-7063	23	83	5306-426-2865	50	14	
5305-941-9317	23	60	5306-426-2932	47	9	
5305-958-5246	2	8		50	16	
	11	23		54	33	
	8	23	5306-426-2939	65	1	
	9	16	5306-426-2974	47	10	
	28	1		64	21	
5305-976-0884	21	15	5306-426-3189	60	20	
5305-983-6647	23	29	5306-426-5062	49	17	
5305-983-8084	21	43	5306-436-7470	11	6	
5305-983-8338	6	8		21	3	
5305-984-4984	24	76		69	2	
5305-984-6189	5	22	5306-450-4026	68	29	
5305-984-6191	6	2	5306-497-0342	66	8	
5305-984-6212	55	19	5306-637-4927	64	30	
5306-087-7178	42	17	5306-637-4956	41	1	
5306-118-0108	60	29		49	9	
5306-118-3052	38	21		53	6	
5306-122-1876	36	43		54	21	
5306-206-1560	38	44		55	25	
	8	5		62	2	
	23	15	5306-698-2150	47	25	
	45	2	5306-733-9238	38	34	
	69	17	5306-733-9239	36	33	
5306-225-8499	45	8		38	34	
5306-225-9087	57	2	5306-814-6559	64	29	
5306-226-4826	60	25				

Section IV INDEX-FEDERAL STOCK NUMBER AND REFERENCE NUMBER  
CROSS-REFERENCE TO FIGURE AND ITEM NUMBER

FEDERAL STOCK No.	FIG No.	ITEM No.	FEDERAL STOCK No.	FIG No.	ITEM No.
5306-814-6565	54	24	5310-407-9566 (CONT'D)	55	21
5306-814-6597	63	7		57	3
5306-814-8960	47	21		58	9
	48	16		59	23
5306-814-8967	50	21		60	4
	59	1		62	14
	63	3		63	4
5306-843-7044	60	83	5310-437-5264	14	2
5306-866-0038	36	33		21	44
5306-897-9295	54	32		23	40
5307-426-2867	47	35	5310-441-5473	47	31
5307-471-0420	64	47		51	28
5307-784-0015	26	13	5310-449-2612	59	8
5307-911-5495	36	15	5310-458-2382	5	1
5310-017-2812	36	42		8	37
	38	43		11	10
5310-017-8627	23	11		35	1
	31	2	5310-458-2385	8	42
	47	2	5310-458-2386	8	38
	48	2	5310-462-4651	8	2
5310-042-6376	43	1		25	13
	60	18		40	2
5310-043-1680	31	23		45	1
5310-043-2646	31	49		69	16
5310-045-3296	24	98		21	52
5310-045-3299	5	21	5310-462-4653	24	1
	30	10		69	41
5310-045-5001	47	5	5310-462-4655	44	6
	48	9	5310-470-5567	60	70
5310-053-7804	36	32	5310-470-5568	36	57
	38	33	5310-485-7072	65	6
5310-067-1258	1	9	5310-498-2967	41	2
	9	8	5310-514-6849	42	10
	29	4		44	2
5310-074-3833	64	41		46	5
5310-080-6004	2	2		47	11
	15	30		49	11
	36	48		51	6
	38	9		53	3
5310-081-4219	22	30		54	2
	69	11		55	2
5310-081-6505	38	14		62	5
5310-082-1404	6	9		64	22
5310-087-6864	50	29		68	2
5310-119-4644	64	27		11	2
5310-205-8984	41	3	5310-543-2410	24	61
	53	4	5310-543-4385	23	65
	64	31	5310-550-1130	66	7
5310-209-0965	15	15	5310-557-9389	60	35
	23	101	5310-557-9392	24	50
5310-209-4771	51	18	5310-576-5752	69	29
5310-235-5124	31	39		15	21
5310-235-6357	8	13	5310-582-5965	16	2
	11	5		23	26
	15	32		60	7
	21	2		69	50
	22	28	5310-584-5272	21	16
	25	5		36	52
	69	1		38	12
5310-269-6797	42	26		45	6
5310-274-8715	36	35		46	9
	38	36		47	13
5310-298-7482	60	42		48	17
5310-298-8903	63			67	4
5310-331-1446	14	7	5310-584-7888	21	61
	23	30	5310-594-8038	36	32
5310-345-3428	56	1		38	33
5310-359-2147	47	3	5310-595-5549	55	32
5310-407-9566	7	6	5310-596-8169	6	5
	8	4	5310-620-5730	62	29
	17	27	5310-637-9541	5	4
	22	10		8	20
	23	16		9	13
	24	43		12	7
	27	8		15	29
	35	9		16	9
	45	13		23	6
				24	7

Section IV INDEX-FEDERAL STOCK NUMBER AND REFERENCE NUMBER  
CROSS-REFERENCE TO FIGURE AND ITEM NUMBER

FEDERAL STOCK No.	Fig No.	ITEM No.	FEDERAL STOCK No.	Fig No.	ITEM No.
5310-637-9541 (CONT'D)	26	4	5310-905-8451	11	24
	38	8	5310-920-8201	59	17
5310-637-9575	10	7	5310-921-6917	62	25
5310-685-3228	23	20	5310-921-6936	46	18
5310-706-0785	1	6	5310-930-7013	47	22
	7	1	5310-930-7014	47	30
	15	3		53	13
5310-725-7382	47	32		55	26
	64	9	5310-934-9765	24	97
5310-732-0558	15	34	5310-950-0039	58	10
	16	12	5310-958-7500	43	2
	24	15		60	19
	26	3	5310-975-2075	18	2
	29	1		59	6
	38	4		60	6
5310-732-0559	36	13	5310-982-4908	36	46
5310-732-0560	38	19		38	47
5310-741-1379	36	38	5310-988-7516	8	41
	38	39		13	13
5310-761-6882	2	6		15	26
	10	5		21	26
	11	19		69	38
	16	3	5310-999-8285	44	9
	23	25	5310-999-8286	64	4
5310-763-8920	23	9	5310-999-8287	64	5
	40	6	5310-999-8289	64	6
	47	1	5314-514-6849	48	20
	48	1	5315-059-0217	36	2
5310-768-0318	8	40	5315-234-1626	46	17
	13	11	5315-234-1664	36	7
	15	24	5315-245-9995	68	18
	21	24	5315-248-2423	68	19
	36	51	5315-252-2959	68	11
	38	51	5315-298-1481	38	13
	46	8	5315-363-8794	50	39
	69	36	5315-363-9248	62	42
5310-768-0319	22	6	5315-393-5684	58	12
5310-804-4806	45	12	5315-423-3924	28	39
	46	29	5315-455-2578	36	11
5310-809-3078	8	47	5315-457-6897	68	25
	15	22	5315-461-5818	56	4
5310-809-3079	13	14	5315-462-0860	59	27
	24	3	5315-514-1616	59	26
5310-809-4058	16	5	5315-514-3189	50	36
	22	18	5315-616-5521	50	32
5310-809-4061	24	8	5315-616-5526	30	21
5310-809-4085	39	5	5315-760-7417	50	18
5310-809-5997	35	3	5315-760-7421	64	16
5310-809-5998	15	27	5315-828-9781	68	22
5310-820-6653	23	55	5315-839-5822	50	28
	36	6	5315-842-3044	22	21
5310-832-2853	60	15		38	1
5310-833-8567	5	25	5315-849-9854	36	18
	6	13	5315-874-4498	36	19
5310-835-2037	24	60	5315-878-7186	36	25
			5315-881-1626	38	18
5310-843-6947	42	1	5315-911-5465	36	24
	44	4	5315-911-5479	36	9
5310-880-7744	3	4	5315-921-7156	67	12
	8	3	5315-921-7159	60	85
	17	25	5315-942-7167	62	43
	24	42	5315-944-7035	50	33
	27	7	5315-952-7737	60	87
	36	54	5315-957-2649	38	2
	69	20	5315-983-5982	66	2
5310-880-7745	39	4	5315-999-8417	62	33
5310-880-7746	22	15	5320-493-4101	11	18
5310-883-2237	31	36	5330-044-5280	69	33
5310-889-2527	3	5	5330-060-9841	23	88
	69	21	5330-074-3527	50	10
5310-889-2606	2	1	5330-074-3586	50	13
5310-891-3430	36	21		60	12
5310-894-5145	47	14	5330-074-3587	42	12
	51	5	5330-074-3600	48	30
	53	5	5330-074-3603	49	16
	55	31	5330-074-3604	59	19
5310-899-1957	38	5	5330-074-3605	59	25

Section IV INDEX-FEDERAL STOCK NUMBER AND REFERENCE NUMBER  
CROSS-REFERENCE TO FIGURE AND ITEM NUMBER

FEDERAL STOCK No.	FIG No.	ITEM No.	FEDERAL STOCK No.	FIG No.	ITEM No.
5330-074-3606	59	30	5340-248-6458	50	25
5330-074-3773	41	7	5340-255-1231	54	29
5330-087-8924	56	2	5340-262-9786	51	26
5330-191-8171	31	28	5340-276-5832	68	12
5330-196-5385	31	24	5340-282-7519	10	2
5330-197-9584	46	16		69	3
5330-198-6169	43	16	5340-329-2577	21	49
5330-232-8947	45	19	5340-330-8289	59	2
5330-246-6380	64	25	5340-374-1362	45	16
5330-282-6112	31	38	5340-413-0070	8	48
5330-291-6881	51	23		48	23
5330-297-7106	5	17	5340-417-2920	68	17
5330-297-7228	54	8	5340-423-4804	60	91
5330-297-7311	56	12	5340-435-8635	3	3
5330-346-8931	5	11		22	11
5330-353-0959	6	12	5340-435-8636	2	7
5330-422-2587	21	29	5340-498-2942	64	43
5330-439-2714	54	26	5340-498-2945	64	44
5330-439-2716	54	12	5340-598-9161	24	52
5330-440-9791	44	14	5340-650-3142	60	61
5330-441-9847	62	51	5340-732-0642	5	7
5330-477-4843	67	8	5340-737-6724	60	65
5330-498-2911	58	20	5340-738-6422	35	27
5330-505-6186	20	2	5340-738-6926	35	18
5330-519-6637	58	14	5340-762-4115	40	13
5330-520-1339	67	7		54	20
5330-520-1552	63	9	5340-832-8574	8	35
5330-557-8485	58	27		9	28
5330-567-0024	54	35	5340-885-0890	24	4
5330-599-2162	4	4		69	12
5330-613-7370	64	52	5340-920-0222	42	29
5330-663-4773	26	15	5340-921-3208	64	3
5330-686-1344	19	3	5340-923-6932	50	4
5330-730-6388	21	48	5340-923-9876	59	18
5330-738-6923	35	23	5340-944-8063	60	78
5330-738-6924	35	24	5340-948-6127	24	31
5330-738-6935	35	15	5340-950-6133	28	33
5330-741-1429	36	40	5340-950-8251	54	30
	38	41	5340-985-6690	22	31
5330-752-6014	5	15	5360-231-9823	60	40
5330-760-7367	41	5	5360-455-2793	50	24
5330-760-7369	64	28	5360-498-2885	60	76
5330-771-6570	7	11	5360-519-6605	64	36
5330-781-9861	7	21	5365-050-7839	23	51
5330-781-9862	7	20	5365-118-3056	66	1
5330-806-1815	23	34	5365-119-0627	51	15
5330-820-1626	31	45	5365-401-5237	54	28
5330-828-9787	49	20	5365-449-2597	48	26
5330-838-9183	40	9		64	45
5330-858-6277	62	15		68	21
5330-858-8224	60	34	5365-449-5817	59	15
5330-893-7271	55	29	5365-458-1931	62	23
5330-893-8335	62	17	5365-492-8851	62	23
5330-913-8872	62	9	5905-492-7896	24	68
5330-913-8878	49	7	5930-503-1836	24	54
5330-914-5821	51	25	5930-594-5357	24	55
5330-920-6924	24	27	5930-655-1514	24	72
5330-921-7128	51	16	5930-975-9842	24	46
	60	79	5935-050-5352	1	8
5330-924-0048	42	19	5935-059-2841	10	
5330-925-4778	62	10	5935-485-8954	10	
5330-945-1029	57	7	5935-485-8955	10	
5330-945-1929	57	10	5935-732-1299	1	
5330-972-5392	8	33	5935-572-9180	5	26
	9	26		6	14
5340-010-4855	21	33	5935-773-1428	10	8
5340-074-3608	62	18	5935-914-0822	10	
5340-118-0154	43	4	5935-987-1079	7	22
5340-135-1074	40	10	5940-115-0777	1	
5340-141-1595	52	2	5940-143-4780	24	
5340-199-8041	8	32		27	
5340-200-5218	45	7		60	
5340-209-1023	55	14		69	
5340-223-7092	62	41	5940-230-0515	69	
5340-229-9287	64	18	5940-283-5281	60	
5340-229-9294	64	46	5940-399-6676	63	
5340-239-8226	64	17	5940-502-8806	24	

Section IV INDEX-FEDERAL STOCK NUMBER AND REFERENCE NUMBER  
CROSS-REFERENCE TO FIGURE AND ITEM NUMBER

FEDERAL STOCK No.	FIG No.	ITEM No.	FEDERAL STOCK No.	FIG No.	ITEM No.
5940-549-6583	1	10	6220-727-3288	6	
5940-682-2445	24		6220-741-5451	7	17
5940-867-5245	7	19	6220-752-5993	6	6
5940-924-9686	28	18	6220-752-6020	5	
5975-232-5214	60		6220-752-6516	6	4
5975-304-7496	30	26	6220-771-6565	7	8
5977-284-9918	30	11	6220-771-6580	7	10
6115-570-5594	30	8	6220-775-2384	7	
6140-057-2554	2	5	6220-846-9745	7	
6140-655-2639	1		6240-019-0877	5	18
6145-263-1308	24			6	7
	27			7	14
	60		6240-019-3093	24	63
	69		6240-044-6914	5	19
6145-705-6686	9		6250-371-4018	6	11
6210-183-0661	24	62	6620-057-9567	64	26
6220-678-9047	7	13	6620-556-7798	6	6
6220-089-8364	7	12	6625-979-9704	24	79
6220-091-9286	6		6645-656-5006	57	9
6220-091-9287	6		6645-920-8275	57	6
6220-091-9288	6		6645-920-8276	57	
6220-091-9291	6		6680-400-7010	57	
6220-299-7425	6	6	6680-401-1708	49	
6220-299-7426	6	6	6685-067-9314	24	67
6220-337-6471	5		6685-354-7084	24	71
6220-346-8943	5	13	6685-374-7351	24	70
6220-346-8944	5	10	6685-977-4457	24	80
6220-368-4945	5	24	8305-889-30027 <i>DELETE</i>	5	20
6220-511-1769	5	14	9905-202-3639	11	21
6220-577-3434	6		9905-205-2087	24	73
6220-577-3435	6		9905-205-2795	11	22
6220-669-5623	5		9905-489-5601	23	96
6220-678-9047	7	13	9905-685-6540	34	4
6220-726-1916	6				

By Order of the Secretary of the Army:

Official:

W. C. WESTMORELAND,  
*General, United States Army,*  
*Chief of Staff.*

VERNE L. BOWERS,  
*Major General, United States Army,*  
*The Adjutant General.*

Distribution:

To be distributed in accordance with DA Form 12-25, Section I,  
(qty rqr block no. 43) Direct and General Support maintenance require-  
ments for Air Compressors, 600 CFM.